

**alber**

Simply mobile.

Powered by  
**Li-Ion**  
battery technology

**HIGHLY DURABLE  
EXCELLENT RANGE  
LIGHTWEIGHT DESIGN**

**e-motion<sup>®</sup>**

**Power assist for wheelchairs**



**Power to your hands.**



## Push more easily.

► e-motion merges active mobility with therapeutic benefit. Even wheelchair users with impaired strength can move around independently with the help of e-motion.

Users have the opportunity to stay mobile while exercising their vital functions. The load on muscles and joints is reduced. Only minimal force is required to self propel the chair and the user's active range is increased. e-motion makes a vital contribution to its owner's independence.

## An excellent choice.

► The modern drive concept, based on a powerful electric motor and ultra long-lasting lithium-ion batteries, have already earned e-motion M15 the title "Focus Green 2008", an international design award presented by the South-West German region of Baden Württemberg as well as best innovation award at the REHACARE Düsseldorf, the most important Trade Fair for rehabilitation-technics in the world.





## A manual wheelchair with extra thrust.

► Thanks to the gearless drive technology and the exceptionally low noise level, you can get to where you want to discreetly and quietly. e-motion has electric motors integrated in the wheel hubs to assist the wheelchair user's pushing force. Each stroke on the push rim is detected by e-motion's intelligent sensors and converted to precisely the required degree of power assistance – a kind of power steering function for wheelchairs. With this extra thrust, even long distances, ramps or slopes can be overcome without having to rely on a helper. e-motion even lets you go downhill: its power assistance boosts the braking force, so that going down a steep slope is not only safe but also a relaxing experience. The energy for this purpose is supplied by ultra high-power lithium-ion batteries, so that a wide active range and unprecedented durability are guaranteed.

## State-of-the-art battery technology.

► The lithium-ion batteries integrated in the wheels are a world first from Alber. They provide a significantly extended range and last much longer than conventional battery types. Short charging times with no memory effect – enjoy the benefits of full battery power!

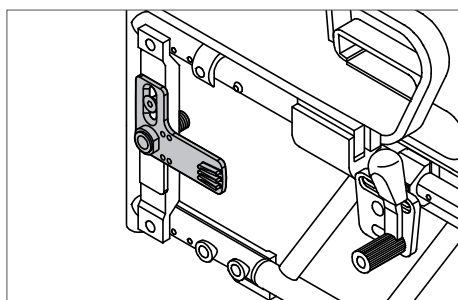




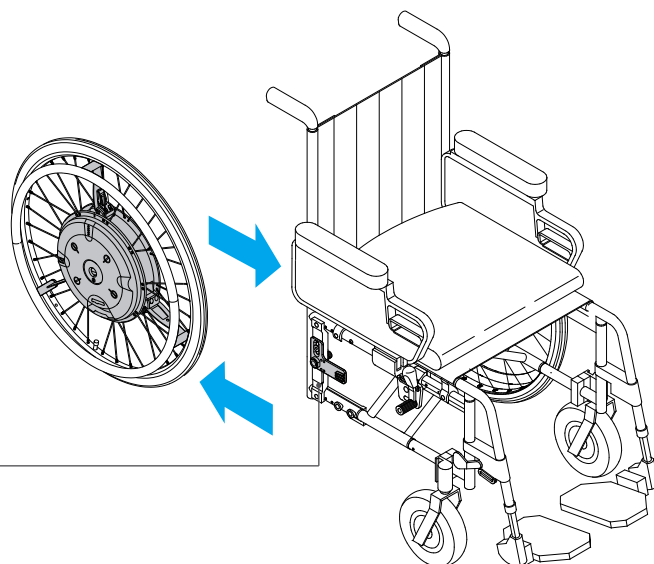
## Fits your needs and your wheelchair!

► e-motion fits most of the modern wheelchairs normally available on the market. The chair's original wheels can simply be exchanged for e-motion drive wheels. In virtually every case, your existing, individually adjusted wheelchair can thus continue to be used.

It takes just a few small brackets to fix the drive wheels to the frame of the chair. As a rule, the manually operated wheels can still be used as an alternative to the e-motion wheels. In other words the desired method of motive power – manual or electrically assisted – is always available.



Small bracket, fits most wheelchairs





## Ergonomic Control System [ECS]

- ▶ The new ECS combines therapeutic benefit with individual adjustment.

e-motion can be switched on and off from an upright sitting position using the remote control. In addition, two selectable power stages assure optimal driving convenience – precisely adapted to each user's personal mobility restriction and needs.

Wheelchair users will also appreciate the rollback delay, which prevents the chair from rolling backwards down a slope and is an invaluable aid on steep hills. The high-contrast display shows the battery charge as well as various service and diagnostic codes. Thanks to the large buttons, all functions can be easily accessed even with restricted hand function. Numerous parameters, such as the assistance level or after-running of the motor, can be freely programmed with the ECS by your therapist or dealer according to your specific requirements.



Rollback delay



Remote control



Two assistance levels



Remote battery monitor



Self-diagnosis



Coded radio transmission



## Ideal for out and about.

► Apart from its driving performance, e-motion also impresses with its handling convenience and easy of transportation. You benefit from a significantly extended active range that adds to the enjoyment of outings or holidays.

The e-motion wheels and their integrated batteries can be detached from the wheelchair and stowed away in the boot of a car in a matter of seconds. Alternatively, any folding wheelchair can still be folded even with e-motion attached, thus saving space. The battery charger supplied with e-motion adapts automatically to any mains voltage from 100 to 240 V – an immense advantage for all those who like to travel. If part of the journey involves flying, the batteries can also be disconnected from the wheel and carried separately.



Removing the e-motion wheel from the wheelchair



e-motion – easy to dismantle, easy to transport



Automatic battery charger



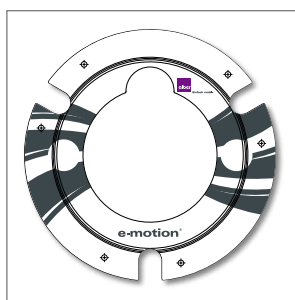
## Practical accessories.

- The functions of the standard e-motion model can be extended with useful accessories according to individual requirements.

Please feel free to try out e-motion free of charge and without any obligation in the comfort of your home.



Anti-tippers with jack-up function for easy removal of the wheel



Spoke cover



Ergonomic Control System [ECS]



Failsafe tyres



Rubber-coated push rims for improved grip

# Your questions – Our answers:

## ▶ Can e-motion be fitted to my wheelchair?

e-motion can be fitted to almost all modern wheelchair models. A bracket is mounted on the wheelchair frame to accept the e-motion wheels. The manual wheelchair wheels can still be used.

## ▶ Which e-motion versions are available?

- Wheel sizes: 22" or 24"
- Push rims: stainless steel
- Tyres: puncture-protection pneumatic tyres (serial), failsafe tyres (optional)

## ▶ What accessories are available for e-motion?

Anti-Tippers, spoke covers, rubber-coated push rims, remote control holder, replacement battery pack, push rim covers

## ▶ How far can I travel on a single battery charge?

The drive engineering employed in e-motion means that the achievable range depends very heavily on how it is used. Indoor movement involving continuous use of motor power for starting, steering and braking reduces the range considerably more than consistent movement outdoors. A battery charge can be sufficient here for a distance of approximately 25 km under favourable conditions.

## ▶ How do I charge e-motion ?

The supplied Alber charger is connected to both e-motion wheels which are charged up within 6 hours.

## ▶ How fast is e-motion?

e-motion does not have a definite maximum speed level. The speed

achieved depends on the strength of the propelling movement, as in the case with manual wheelchairs. e-motion assists the propelling movement up to 6 km/h (3.7 mph).

## ▶ How heavy may a person using e-motion be?

e-motion is designed for a maximum person weight of 130 kg/20 stone, regardless of the type of wheelchair used.

## ▶ How much does e-motion weigh?

2 wheels (24lb/11 kg each)



Our claim to quality is your guarantee of safety!

Manufacturer: Ulrich Alber GmbH, Germany – certified as per DIN EN ISO 9001.

Quality Assurance System for Medical products as per DIN EN 46001.

## Weight information M15

max. user weight: 130 kg/20 stone

max. total weight: 180 kg  
(incl. e-motion, wheelchair, user)



### INVACARE® Limited

Pencoed Technology Park,  
Pencoed, Bridgend CF35 5HZ  
Phone +44 (0) 1656 776222  
Fax: +44 (0) 1656 776220  
E-mail: uk@invacare.com  
www.invacare.co.uk  
Sales Order E-mail:  
ordersuk@invacare.com

### INVACARE® Ireland Ltd

Unit 5  
Seatown Business Campus  
Seatown Road  
SWORDS, County Dublin  
Phone (353) 181 070 84  
Fax (353) 181 070 85  
Email: eire@invacare.com  
www.invacare.ie

with compliments: