



Yes, you can.[®]

Invacare[®] Auriga & Auriga¹⁰

A touch of class

The *Invacare[®] Auriga* has been designed with the latest trends in mind, and incorporates the most up to date features for ease of use. Designed for comfort and safety, the **Auriga** allows you daily independence in style.

The latest addition is the **Auriga¹⁰** available in a 4-wheel version with a maximum speed of 10 km/h.





➤ **Powerful and easy to manoeuvre**

The *Invacare*® **Auriga** is highly manoeuvrable, offering spacious legroom, a powerful motor and a maximum user weight of 150 kg, thus ensuring safety and reliability. The ergonomic handle bar allows lighter turning.

The *Invacare*® **Auriga**¹⁰ also incorporates an adjustable spring suspension which ensures smooth, comfortable driving with a top speed of 10 km/h.

➤ **Easy controls for that safe driving experience**

Easy to read and adjustable controls with good steering ensures you can drive safely. The easy touch buttons respond immediately and a small yellow light indicates when the button is activated. Adjust the speed by turning the “speed dial” or use the “speed switch” to change from full speed to relaxed speed. A unique design of the tiller allows the user to easily adjust the tiller angle to the optimal driving position. Also the tiller remains horizontal at all times ensuring the controls are always in plain view.


➤ **Driving comfort and easy transfer**

The turning seat and swing-up armrest allow easy transfer into and out of the **Auriga** and **Auriga**¹⁰. An optimal driving position can be obtained by adjusting seat height and horizontal seat position. The width and height of the armrests are also adjustable, and the reclining backrest can be angled to your requirements. In short, your driving position is completely adjustable for your safety, comfort and for easy transfer.

➤ **Easy to transport**

The powerful on board charger makes it simple to recharge, even far away from home. The quick release mechanism easily dismantles the scooter to fit into a car, allowing the scooter to be transported to remote destinations for country drives.

Finally the **Auriga** can be tailored to meet personal requirements by selecting from a range of accessories.





The spacious control panel includes

- "Easy touch" buttons
- Illuminating diodes when button is activated
- Accurate easy readable battery indicator
- Handy "Speed dial"




Easy accessible handle for finite adjustment of tiller




The headlight highlights the street independently of the tiller angle



The "flip-up" armrests are width, angle and height adjustable



7" sliding rails allows adjustment of the seat position



Additional charging plug for off-board charger

Features



Revolving seat

Enables easy access getting in and out of the seat



Reclining backrest

Adjustment for individual comfort



Safety belt

The standard safety belt provides support while driving



Handle bar

An ergonomic handle bar enables light and easy turning



Throttle

The throttle can be operated by a light "pull function"



Key switch

The key is fitted with a "good grip"



Bumpers-Front

Robust bumpers for additional protection of mouldings



Bumpers-Rear

Robust bumpers for additional protection of mouldings



Scuff protectors

Prevents scratches on mouldings

Features



On-board charger
Charging plug for standard on-board charger



Charger status window
A green light indicates "charging"



Disengaging lever
Disengage the motor brake to enable manual manoeuvring



Disassembling
No tools are required to dismantle the *Invacare® Auriga*



Auriga¹⁰ Spring suspension
Adjustable according to individual preferences

Options



Mirror
Assists vision when reversing



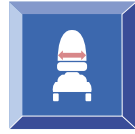
Folding rear basket
When not in use the spacious basket can easily be folded



Crutch & Cane holder
Carries two crutches or canes



Technical Data




49 cm
44 - 55 cm*1



44 cm



43 - 49 cm



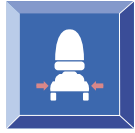
44 cm*2
63 cm*3



20 - 26 cm



0° / 10° / 15° / 30°



61 cm



3 W: 120 cm*4
129 cm*5
4 W: 122 cm*4
134 cm*5



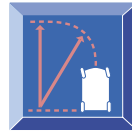
3 W / 4 W
66 / 72 kg*6
88 / 94 kg*7
96 / 102 kg*8



150 kg



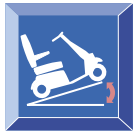
2 x 30 Ah
2 x 40 Ah*9



3 W: R = 120 cm
4 W: R = 150 cm



8 cm



3 W: 12° (21%)*10
10° (17%)*11
4 W: 12° (21%)*11



6,4 km/h: 230 W
10 km/h: 295 W



6,4 km/h:
Appr. 32 km*12
Appr. 40 km*12
10 km/h:
Appr. 32 km*13



6,4 km/h
10 km/h

Note explanations:

- *1 Armrest width
- *2 Excluding headrest
- *3 Including headrest
- *4 Excluding bumpers & anti-tippers
- *5 Including bumpers & anti-tippers
- *6 Excluding batteries
- *7 Including batteries (2 x 30 Ah)
- *8 Including batteries (2 x 40 Ah)
- *9 Standard for **Auriga¹⁰**
- *10 Max. load 120 kg
- *11 Max. load 150 kg
- *12 2 x 30 Ah batteries
- *13 2 x 40 Ah batteries

Colour of mouldings



Sapphire blue metallic



Ruby red metallic

Upholstery



Mixed grey vinyl

All information quoted is believed to be correct at time of print.
Invacare® reserves the right to alter product specifications without prior consultation.