



Yes, you can.[®]

Invacare[®] Mirage[™]

The simple way to mobility

The *Invacare[®] Mirage[™]* is a transportable power wheelchair that provides users with increased comfort and confidence through its unique balance when driving over uneven surfaces. Its compact design and excellent manoeuvrability gives the *Mirage[™]* an unrivalled performance indoors.





➤ **Manoeuvrability and Safety**

The *Invacare® Mirage™* is a combination of aesthetics and the latest design principles that offer a modern look as well as a safe and stable drive. Manoeuvring the chair is extremely easy and accurate, especially when in compact or confined spaces.

➤ **Adaptable Comfort**

Mirage™ is available in four different seat sizes varying from 35cm to 50cm. Ergonomic armrests with soft arm pads are adjustable in height, width as well as depth, to suit user needs. Overall seat comfort is provided by an optional padded seat cushion. A seat belt is also provided for added security.

➤ **Powerful mobility**

A combination of stronger motors, a new generation of electronics and perfect balance make the *Mirage™* extremely powerful and stable when climbing obstacles both with or without a kerb rider. The electronics are easily programmable for the individual user's preference.

➤ **Easy transportability**

The *Mirage™* is very easy to fold for transportation. The split battery boxes simply slide out, avoiding an awkward lifting position. A unique "seat clamping system" rigidizes the chair during driving but releases with ease when folding the chair. If required the backrest can be easily removed by loosening two hand wheels.






The *Invacare® Mirage™* is available in 4 seat sizes. 35 cm, 40 cm, 45 cm & 50 cm.



The armrests are easy to remove and adjust in height, width & depth.




The joystick is programmable for individual needs and preferences. It is also easy to read and operate.



The back comes off simply by loosening the two hand wheels at the back.



The *Mirage™* fits into a car boot when folded for transport.



The swing in / out legrests ease transfers in and out of the chair.

Options



Kerb rider

With the aid of the kerb rider, you easily overcome 10cm obstacles.



Tension adjustable upholstery

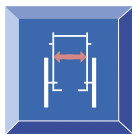
The tension adjustable upholstery allows individual adjustment of the seating, maximising comfort.



Recliner backrest

The gas spring recliner back allows a change of seating position from an active to a relaxing position.

Technical data



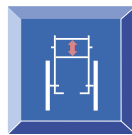
35, 40, 45, 50 cm
+5cm adjustment



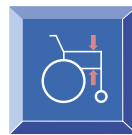
45 cm
40 cm



45 cm *1



44 cm



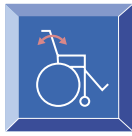
23 - 29 cm



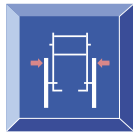
35 - 46 cm



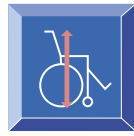
Standard 70°
Elevating 70° - 0°



Standard 3°
Recliner 3° - 35°



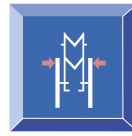
53, 57, 61, 65 cm



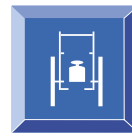
Standard 93 cm
Recliner 97 cm



104 cm *2



38 cm



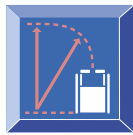
30 Ah - 64 kg
40 Ah - 72 kg



120 kg



30 Ah / 40 Ah *3



85 cm



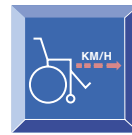
6 cm / 10 cm *4



15 %



110 W / 350 W *5



6 km/h



30 Ah - 20 km*6
40 Ah - 25 km*7

*1 To top of seat canvas

*2 Including standard legrests & anti-tippers

*3 Not available for seat width 35cm

*4 Including kerb rider

*5 Peak power rating

If nothing is specified all values represent **Mirage™** in seat width 45 cm.

*6 120 kg user weight - 15 km

*7 120 kg user weight - 20 km

Chassis colours



Transparent red



Transparent blue



Metallic green



Metallic silver

Upholstery



Black nylon (Fire retardant)

All information quoted is believed to be correct at time of print.
Invacare® reserves the right to alter product specifications without prior consultation.



INVACARE® Limited · South Road · Bridgend Industrial Estate
BRIDGEND CF31 3PY
Tel. +44 (0) 1656 647327 · Fax +44 (0) 1656 649016
E-mail: uk@invacare.com

