



Yes, you can.®

➤ Invacare® **Typhoon**

Powerful manoeuvres with 6 wheel dynamics

The *Invacare*® **Typhoon** is the performance power chair for young active people. Its "Centre Wheel Drive" features outstanding manoeuvrability and the "Sure Step" system provides excellent stability in outdoor terrain especially over obstacles. The "**True Track**" power and control option enhances its driving capabilities.





➤ **Ultimate Mobility**

The *Invacare*® **Typhoon** is the ideal partner for all applications either indoors with its excellent manoeuvrability, or outdoors with its good stability on uneven ground. As an option, "**True Track**" further improves control and performance.

➤ **Smooth ride**

The patented "Walking Beam Feature" lifts the front castors whenever in contact with an obstacle. It allows a smooth ride without shocks or bumps.

➤ **Positioned for each activity!**

A large selection of seating options allows the chair to be set to your personal requirements. Seat, back and legrest angles, are adjustable for optimum comfort, be it for driving with good stability, or just relaxing in a comfortable position, or in a fully reclined position to help pressure distribution.

➤ **Stability, safety and height adjustment**

The automatic "Stability Lock Mechanism" prevents the chair from tipping over when in the raised position for work, social activities and leisure.

Typhoon's low seat height allows the user to slide comfortably under tables when dining. Also appreciated when transported in a van.



Features and options



Easy control system, allowing external buddy buttons.



Seat angle adjustment; positive for relaxation, negative for transfer.




Length compensating legrests, 0° to 95°. Can be dropped to floor for easy transfer.



The walking beam ensures stability; easily overcomes obstacles.



Spring suspended rear castors for moving over higher obstacles.



The seat lifter provides a low seat height for access under tables and a high seat position to reach objects



“Stability Lock” prevents the chair tilting when the lifter is in the high position.

Options



Standard Seat

Standard seat with foam cushion, complete with tension adjustable back and adjustable back rest for individual adjustment.



Contour Seat

Contoured upholstered seat combination for comfort and improved seating.



Flex Seat

Seat with contoured back and flexible lateral support for individual positioning.



Recaro Seat

Professional driver's seat for appearance, comfort and performance.

N-joy - Manual adjustment.
Mobility - Electric adjustment.



Electric Seat Riser

Allows user to adjust seat height between a "low" of 40 cm to a "high" of 70 cm.



Positive Seat Tilt

A reclining angle of 35° allows a relaxing position for the user. Transferring the body weight to the back helps to re-distribute pressure.



Reclining Back

An innovative geared reclining system provides a wider angle of adjustment (manual or electric).



Negative Seat tilt

The seat tilt allows for many angle adjustments from a forward transfer (negative tilt) to a fully reclined, comfort position. Legrest dropped to ground.

Features and options



Sliding Armrest

The sliding armrests increase comfort and makes for easier reach of the remote.



Electric Legrest

The elevating legrest with length compensation prevents the "push-effect". Easy transfer due to drop-to-ground-feature. Solid aluminium foot plates.



Car fixation

Four point tie-down allow safe transportation in a car.

* Crash tested according to ISO 7176, part 19.



Stability Lock

The "Stability Lock" guarantees stability, once the lifter is high.



Advanced Control

The improved remote REM 24 SD with its elegant design, simpler menu and ergonomic fixation.



Walking Beam

The "Walking Beam" automatically raises the front castors to overcome obstacles. Combined with "Centre Wheel Drive" it provides excellent stability.




Light system

Front and rear lights and direction indicators offer high luminosity. Tested according to European standards.



Fixation Belt

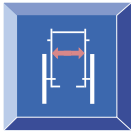

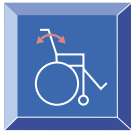
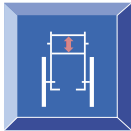


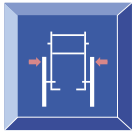
Positioning belts for improved stability; Velcro waist belt (Standard). Buckled waist belt and H-belt as options.



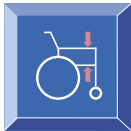


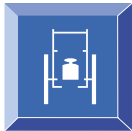




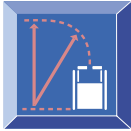



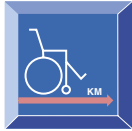
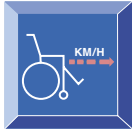
Ramp

A lightweight aluminium ramp with a special grip surface provides easy transfer into a van. Double folded it requires little space.

Technical data

							
Standard-seat	44 - 48 cm	41 / 46 / 51 cm	-10° - 30°*1	48 / 54 cm*2	96 cm	40 cm *4	60 - 69 cm*5
Recaro-seat	49 - 53 cm	46 - 51 cm	0° - 45°	77 - 83 cm*3	126 cm	40 cm *4	72 cm*5
Contour-seat	44 - 53 cm	41 / 46 / 51 cm	-10° - 45°	64 cm*2	107 cm	40 cm *4	60 - 69 cm*5
Flex-seat	39 - 53 cm	38 / 43 / 48 cm	-10° - 45°	55 cm*2	100 cm	40 cm *4	60 - 69 cm*5

						
S: 30 - 36*6 M: 36 - 42*6 L: 42 - 48*6	0°-15° man. w/o lifter 0°-15° electr. w/o lifter 0°-35° electric 1 -10°-35° electric 2	23 - 32 cm; 27 - 40 cm*2	116 cm*7	80,5 cm footprint of castors	140 kg*8 (Std. seat)	150 kg

						
2 x 12 V 60 Ah	R = 0,6 m	10 cm	20%	2 x 400 W 2 x 400 W 2 x 500 W*10	6 km/h 10 km/h 12 km/h*10	30 km*9 30 km*9 52 km*9, 10

*1 in 6 steps; option: pneum./electr.

*2 measured from seat plate

*3 measured from seat upholstery

*4 ground to seat plate, w/o seat cushion,
lifter version

*5 wheelbase 65 cm, 63 cm slim tyres

*6 measured from foot plate to seat plate

*7 leg rests at largest angle

*8 min. weight, w/o lifter;

varies with configuration

*9 measurement according to ISO 7176

*10 GB motor

All measurements have been done under the Invacare®

standard test conditions, unless quoted differently;

User weight: 100 kg, battery: 60 Ah, speed version:

6 km/h, Std. Seat, tilt angle: 4°, seat height: 45 cm,

back rest angle 10°

Frame colours



Pearl Orange



Pearl Night Blue



Pearl Opal green

All information quoted is believed to be correct at time of print.
Invacare® reserves the right to alter product specifications without prior consultation.

Typhoon · UK - 01/06 · Art. No. 1441912

© Invacare® International Sàrl 2006. All rights reserved.



INVACARE® Limited
South Road · Bridgend Industrial Estate · BRIDGEND CF31 3PY
Tel. +44 (0) 1656 647327 · Fax +44 (0) 1656 649016
E-mail: uk@invacare.com · www.invacare.co.uk

