

ORDER FORM**4th February 2008****Quickie® IRIS**

Failure to use an order form for a Quickie chair order may result in delay or wrong shipment

Please send all orders to:
Fax: +44 (0)1384 44 66 44
Tel: +44 (0)1384 44 66 66

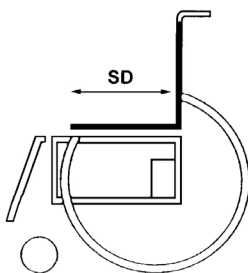
Please ask for details on how to order on line @
tcom.sunrisemedical.co.uk



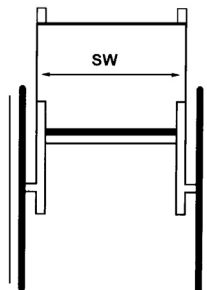
Sunrise Medical Ltd
 High Street, Wollaston, West Midlands, DY8 4PS, England
www.sunrisemedical.co.uk orders@sunmed.co.uk

Standard Features:

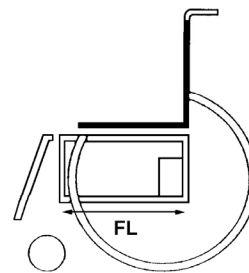
- ◆ 0° - 55° Tilt in space
- ◆ 14" - 22" Seat width (adjustable)
- ◆ 15" - 22" Seat depth (adjustable)
- ◆ Comfort seat (16", 18" and 20" only)
- ◆ Comfort back (16", 18" and 20" only)
- ◆ Dual post armrests
- ◆ 70° Hangers with composite footplates
- ◆ 6" Poly castors
- ◆ 24" Mag rear wheels
- ◆ Push-to-lock wheel locks
- ◆ Maximum user weight limit 115 kg (18st) optional 25 stone
- ◆ Optional Transit Brackets

How to measure:**Seat Depth**

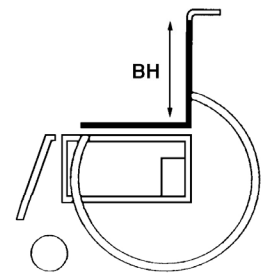
From front of seat sling to back of seat sling

**Seat Width**

From outside seat rail tube to outside seat rail tube

**Frame Length**

From outside rear frame to outside front frame

**Back Height**

From seat sling to top of backrest sling

All Sunrise Medical wheelchairs and powerchairs are compatible with **JAY** cushions and backrests, including our new range of **J3** backrests launching in summer 2008


Visit www.jay3seating.eu or contact your local ASM for more information

Guarantee:

Lifetime on frame, cross brace and axles. 1 year on other components. For further details, please refer to guarantee policy.

Prices:

All prices are in Pounds Sterling and Euros and exclude VAT. For latest issue, please refer to www.sunrisemedical.com. Please consult Sunrise Medical with any queries you may have.

ORDER FORM	4th February 2008
Quickie® IRIS	
	Failure to use an order form for a Quickie chair order may result in delay or wrong shipment

Please send all orders to:
Fax: +44 (0)1384 44 66 44
Tel: +44 (0)1384 44 66 66
email: orders@sunmed.co.uk
Please ask for details on how to order on line @
tcom.sunrisemedical.co.uk

Invoice to:
Name:
Street:
Town:
Postal Code:
Country:
Telephone: Fax:

Ship to:
Name:
Street:
Town:
Postal Code:
Country:
Telephone: Fax:

Order Date:
Purchase Order (Repeat on all pages):
Number Required:

Marked for:
Sunrise Order No:

Please fill boxes, do not tick = Standard = Option N/C = No Cost Option Std = Standard

	£	€	£	€	TOTAL
MODEL (Mark one box)					
<input type="radio"/> Quickie Iris	1,585	2,579			
FRAME OPTIONS					
<input type="radio"/> Standard growing base and seat frame (Max wt. 18st)	Std	Std	<input type="checkbox"/> Heavy duty package (Max wt. 25st)	265	431
<input type="checkbox"/> Transit option (1)	137	222	<input type="checkbox"/> Vent/battery tray base (3, 4, 5)	285	463
<input type="checkbox"/> Optional transit locking pin (2)	66	108			
FRAME WIDTH (Mark one box)					
<input type="checkbox"/> Frame width 14"/ 35.5 cm	N/C	N/C	<input type="checkbox"/> Frame width 19"/ 48 cm	N/C	N/C
<input type="checkbox"/> Frame width 15"/ 38 cm	N/C	N/C	<input type="checkbox"/> Frame width 20"/ 51 cm	Std	Std
<input type="radio"/> Frame width 16"/ 40.5 cm	Std	Std	<input type="checkbox"/> Frame width 21"/ 53.5 cm	N/C	N/C
<input type="checkbox"/> Frame width 17"/ 42.5 cm	N/C	N/C	<input type="checkbox"/> Frame width 22"/ 56 cm	N/C	N/C
<input type="radio"/> Frame width 18"/ 45.5 cm	Std	Std			
FRAME DEPTH (Select from either A or B)					
A. Frame depth set up by Quickie (See ordering guide):			B. Frame set up by Depth (See ordering guide) (6):		
Seat depth:			Seating Options:		
<input type="radio"/> 15"/ 38cm	<input type="radio"/> 18"/ 45.5cm	<input type="radio"/> 21"/ 53.5cm	<input type="radio"/> 15"/ 38cm	<input type="radio"/> 18"/ 45.5cm	<input type="radio"/> 21"/ 53.5cm
<input type="radio"/> 16"/ 40.5cm	<input type="radio"/> 19"/ 48cm	<input type="radio"/> 22"/ 56cm	<input type="radio"/> 16"/ 40.5cm	<input type="radio"/> 19"/ 48cm	<input type="radio"/> 22"/ 56cm
<input type="radio"/> 17"/ 42.5cm	<input type="radio"/> 20"/ 51cm		<input type="radio"/> 17"/ 42.5cm	<input type="radio"/> 20"/ 51cm	
User's seated height:			<input type="checkbox"/> Comfort seat and back (16", 18" and 20" widths only) <i>(Customer Services to order separately from Germany)</i>		
<input type="checkbox"/> Less than 37"/ 94cm <input type="checkbox"/> Greater than 37"/ 94cm			Std Std		
User's weight (st):			<input type="checkbox"/> Omit seat and back		
<input type="checkbox"/> Up to 18st <input type="checkbox"/> 18st - 21.5st <input type="checkbox"/> 21.5st - 25st			-63 -103		
Back type:					
<input type="checkbox"/> +3"/ 7.5cm <input type="checkbox"/> +2"/ 5cm <input type="checkbox"/> +1"/ 2.5cm					
<input type="checkbox"/> Flush <input type="checkbox"/> -1"/ 2.5cm <input type="checkbox"/> -2"/ 5cm					
Top of cushion to seat rail:					
<input type="checkbox"/> 2.5" or greater <input type="checkbox"/> Less than 2.5"					
<input type="checkbox"/> Below seat rail					
SEAT TYPE					
<input type="checkbox"/> Standard seat pan	64	104	<input type="checkbox"/> Drop seat pan (5, 7)	64	104
TILT ANGLE (Mark one box)					
<input type="checkbox"/> -5° to 50°	N/C	N/C	<input type="checkbox"/> 5° to 60° (7)	N/C	N/C
<input type="radio"/> 0° to 55° (7)	Std	Std			
BACKREST					
<input type="radio"/> Stroller handle back posts:	Std	Std	<input type="checkbox"/> Height adjustable backrest with adjustable stroller handles	132	215
<input type="checkbox"/> Low	N/C	N/C	<input type="checkbox"/> Push handles (standard)	N/C	N/C
<input type="radio"/> Medium	Std	Std	<input type="checkbox"/> Push handles (long) (11)	N/C	N/C
<input type="checkbox"/> Tall	N/C	N/C	<input type="checkbox"/> Reclining backrest (12)	546	888
<input type="checkbox"/> Removable stroller handle extension (8, 9, 10)	56	91	<input type="checkbox"/> Medium	N/C	N/C
			<input type="checkbox"/> Tall	N/C	N/C

Purchase Order (Repeat on all pages):

	£	€		£	€	TOTAL
FRAME COLOUR (Mark one box)						
<input type="radio"/> Black	Std	Std	<input type="radio"/> Midnight purple	Std	Std	
<input type="radio"/> Black opal	Std	Std	<input type="radio"/> Orange	Std	Std	
<input type="radio"/> Blue	Std	Std	<input type="radio"/> Pearl pink	Std	Std	
<input type="radio"/> Blue opal	Std	Std	<input type="radio"/> Razzleberry	Std	Std	
<input type="radio"/> Blue velvet	Std	Std	<input type="radio"/> Toxic green	Std	Std	
<input type="radio"/> Candy blue	Std	Std	<input type="radio"/> Yellow	Std	Std	
<input type="radio"/> Candy red	Std	Std	Custom colours:	1		
<input type="radio"/> Candy turquoise	Std	Std	<input type="checkbox"/> Berry vibrations	232	378	
<input type="radio"/> Forest green	Std	Std	<input type="checkbox"/> Graphite	232	378	
ARMRESTS (Mark one type and armpad)						
<input type="checkbox"/> Dual post height adjustable armrests	132	215	<input type="checkbox"/> Kids height adjustable armrests (7)	83	135	
<input type="checkbox"/> Dual post flip-up armrests	61	99	<input type="checkbox"/> Adjustable locking flip-up armrests (7)	83	135	
<input type="radio"/> Dual post standard	Std	Std	Armpad:			
<input type="checkbox"/> Dual post flip-up height adjustable armrests	144	234	<input type="checkbox"/> Desk length	N/C	N/C	
<input type="checkbox"/> Length adjustable locking flip-up armrests (7)	144	234	<input type="checkbox"/> Full length	N/C	N/C	
<input type="checkbox"/> Adult height adjustable armrests (7)	83	135	<input type="checkbox"/> Omit armrests	-38	-62	
HANGERS/FOOTPLATES/EXTENSION TUBES						
<input type="checkbox"/> Hanger mounted footrests	N/C	N/C	<input type="radio"/> Extension tube mounted footrests	Std	Std	
Hangers (Mark one box):			Hangers (Mark one box):			
<input type="checkbox"/> 70° Swing-away (front mount)	N/C	N/C	<input type="checkbox"/> 60° Swing-away	N/C	N/C	
<input type="checkbox"/> 80° Swing-away (front mount)	N/C	N/C	<input type="radio"/> 70° Swing-away	Std	Std	
<input type="checkbox"/> 90° Swing-away (front mount)	N/C	N/C	<input type="checkbox"/> 70° "V" Swing-away (26)	N/C	N/C	
<input type="checkbox"/> 70° Heavy-duty (front mount) lift-off	44	72	<input type="checkbox"/> Elevating (17)	204	331	
<input type="checkbox"/> 80° Heavy duty (front mount) lift-off	44	72	<input type="checkbox"/> Articulating (Adult) (17)	303	494	
<input type="checkbox"/> 90° Heavy duty (front mount) lift-off (13)	44	72	Extension Tubes (Mark one box):			
<input type="checkbox"/> 90° Elevating (13, 14)	120	195	<input type="checkbox"/> Extension tubes short (11.5" - 14")	N/C	N/C	
Extensions (Mark one box):			<input type="radio"/> Extension tubes medium (14" - 17")	Std	Std	
<input type="checkbox"/> Extension 2" (pair) (15)	22	36	<input type="checkbox"/> Extension tubes long (17" - 19")	N/C	N/C	
<input type="checkbox"/> Extension 4" (pair) (15)	22	36	<input type="checkbox"/> Extension tubes high mount (14" - 17")	61	99	
Footplate:			Footplate:			
<input type="checkbox"/> Kids angle adjustable with leg strap (16)	N/C	N/C	<input type="radio"/> Composite with heel loops	Std	Std	
<input type="checkbox"/> Adult angle adjustable with heel loops	54	87	<input type="checkbox"/> Aluminium (18)	N/C	N/C	
<input type="checkbox"/> 90° footboard with leg strap (16)	N/C	N/C	<input type="checkbox"/> Adult angle adjustable with heel loops	54	87	
			<input type="checkbox"/> Locking angle adjustable (19)	93	152	
			<input type="checkbox"/> Platform flip-up with leg strap (20, 21)	85	138	
Footrest options:			<input type="checkbox"/> Leg strap	N/C	N/C	
<input type="checkbox"/> Impact gurad neoprene	21	34	<input type="checkbox"/> Omit heel loop	N/C	N/C	
<input type="checkbox"/> Toe loop (pair)	13	21	<input type="checkbox"/> Omit single leg strap	N/C	N/C	
CASTORS						
<input type="checkbox"/> 5" x 1.5" Semi-pneumatic (pair)	N/C	N/C	<input type="checkbox"/> 8" x 2" Pneumatic (7)	100	162	
<input type="radio"/> 6" x 1" Polyurethane (pair)	Std	Std	<input type="checkbox"/> 8" x 2" Pneumatic with airless insert (pair) (7)	105	171	
<input type="checkbox"/> 6" x 1.5" Semi-pneumatic (pair)	N/C	N/C	Castor options:			
<input type="checkbox"/> 8" x 1" Polyurethane (pair)	N/C	N/C	<input type="checkbox"/> 3/4" Longer fork stem bolt	N/C	N/C	
<input type="checkbox"/> 8" x 1.5" Semi-pneumatic (pair)	N/C	N/C	<input type="checkbox"/> 1 1/2" Longer fork stem bolt	N/C	N/C	
AXLE & REAR WHEEL						
Axle plate:			Rear wheel type:			
<input type="radio"/> Standard axle plate	Std	Std	<input type="checkbox"/> 12" Mag wheel (Transit)	N/C	N/C	
<input type="checkbox"/> One arm drive axle plate (7, 22, 23, 27)	607	987	<input type="checkbox"/> 20" Mag wheel	N/C	N/C	
One arm drive options:			<input type="checkbox"/> 22" Mag wheel	N/C	N/C	
<input type="checkbox"/> One arm drive standard handrim	N/C	N/C	<input type="radio"/> 24" Mag wheel	Std	Std	
<input type="checkbox"/> Right hand mount	N/C	N/C	<input type="checkbox"/> 24" Spoked wheel	N/C	N/C	
<input type="checkbox"/> Left hand mount	N/C	N/C	Rear wheel tyre:			
<input type="checkbox"/> One arm drive small handrim (24)	N/C	N/C	<input type="checkbox"/> Full polyurethane	24	39	
<input type="checkbox"/> Right hand mount	N/C	N/C	<input type="radio"/> Pneumatic	Std	Std	
<input type="checkbox"/> Left hand mount	N/C	N/C	<input type="checkbox"/> Pneumatic airless insert	56	91	
Axle:			<input type="checkbox"/> High pressure clincher (28)	34	55	
<input type="radio"/> Quick release axles	Std	Std	Handrim:			
<input type="checkbox"/> Threaded axles	N/C	N/C	<input type="radio"/> Aluminium anodized	Std	Std	
			<input type="checkbox"/> Plastic coated	44	72	
			<input type="checkbox"/> Omit handrim	-21	-34	
WHEEL LOCK						
<input type="radio"/> Push to lock	Std	Std	<input type="checkbox"/> Omit wheel lock	N/C	N/C	
<input type="checkbox"/> Attendant wheel lock	34	55				

Purchase Order (Repeat on all pages):

	£	€		£	€	TOTAL
WHEEL LOCK OPTION						
<input type="radio"/> Fold down extension handles	44	72				
ACCESSORIES (Optional)						
<input type="checkbox"/> Front anti-tip	70	114	<input type="checkbox"/> Spoke guards (clear) (25)	68	111	
<input type="checkbox"/> Rear anti-tip	54	87	<input type="checkbox"/> Spoke guards (black) (25)	68	111	
<input type="checkbox"/> Backpack (black)	39	63	<input type="checkbox"/> Tray table (small) 13" - 14"	138	224	
<input type="checkbox"/> Seat pouch (black)	32	51	<input type="checkbox"/> Tray table (medium) 15" - 17"	138	224	
<input type="checkbox"/> Additional leg strap (black)	22	36	<input type="checkbox"/> Tray table (large) 18" - 20"	138	224	
<input type="checkbox"/> 2" Dual pull side squeezable pad with clamp	44	72	<input type="checkbox"/> Tray table (extra large) 21" - 22"	138	224	
<input type="checkbox"/> 1.5" Auto buckle universal with clamp	44	72	<input type="checkbox"/> Side guards (plastic) regular	101	164	
<input type="checkbox"/> 2" Aircraft buckle with clamps	61	99	<input type="checkbox"/> Side guards (plastic) kids	101	164	
<input type="checkbox"/> 2" Aircraft buckle pad with clamp	83	135				
<input type="checkbox"/> Positioning belt clamps only	23	38				
<input type="checkbox"/> Caddy	36	58				

Base Price:	£ 1,585	€ 2,579
Options:	£	€
Total Price:	£	€

FOOTNOTES:
(1) Not available in combination with Vent and Battery Tray
(2) Inclusive with Heavy Duty Option
(3) Not available with 14" and 15" frame width; minimum 17" seat to floor height
(4) Not available in combination with attendant wheel lock
(5) Not available with transit option
(6) Recommended set-up for stock chairs
(7) Not available with Heavy Duty Package
(8) Not available in combination with Reclining Backrest
(9) Not available with height adjustable back with adjustable stroller handle
(10) Not available with 21" and 22" frame widths
(11) Recommended in combination with Vent and Battery Tray option.
(12) Not available in combination with 21" and 22" frame depths.
(13) Not available in combination with 6" castors
(14) Not available in combination with 90° footboard
(15) Not available in combination with 90° hangers and elevating legrest
(16) Only available with 14" to 16" frame widths
(17) Not available with locking angle adjustable footplate or short extension tubes
(18) Only available with elevating legrests
(19) Not available in combination with V Hangers
(20) Not available with short extension tubes
(21) Only available with 60°, 70° or 70° V Hangers
(22) Not available with 12" Mag, 16" Mag and 24" Spoked Wheels
(23) Maximum 20" width
(24) Not available with 20" Mag Wheels
(25) Not available with 12" Mag and 16" Mag Wheels
(26) Available with 16" - 20" frame width only. Offered with composite or angle adjustable footplates
(27) Not available with quick release axle
(28) Not available with Mag Wheels