

Groove[™]
SERIES

The Power³

Just imagine...



GROOVE SERIES



INNOVATE.[™]
BUILD FOR THE FUTURE

Just Imagine...

A power mobility solution that is truly tailored around the needs of the client. A choice of seating, a power base for high performance mobility and the most intelligent drive system...

The Groove™ Series from Quickie

Balancing the needs and lifestyle expectations of users, time pressures on therapists and the increasing issue of cost control – these were the key design goals for the new Groove series of powerchairs.

This new series breaks the mould with design, modularity and advanced performance; improving peoples' lives through high quality innovative products.

Just imagine ... and then experience the reality.

The power ³

This advanced concept maximises the number of options with a simple solution - one platform offering:

- 3 seating systems
- 3 interface options
- and for the first time
- 3 interchangeable power bases

Lifechanging

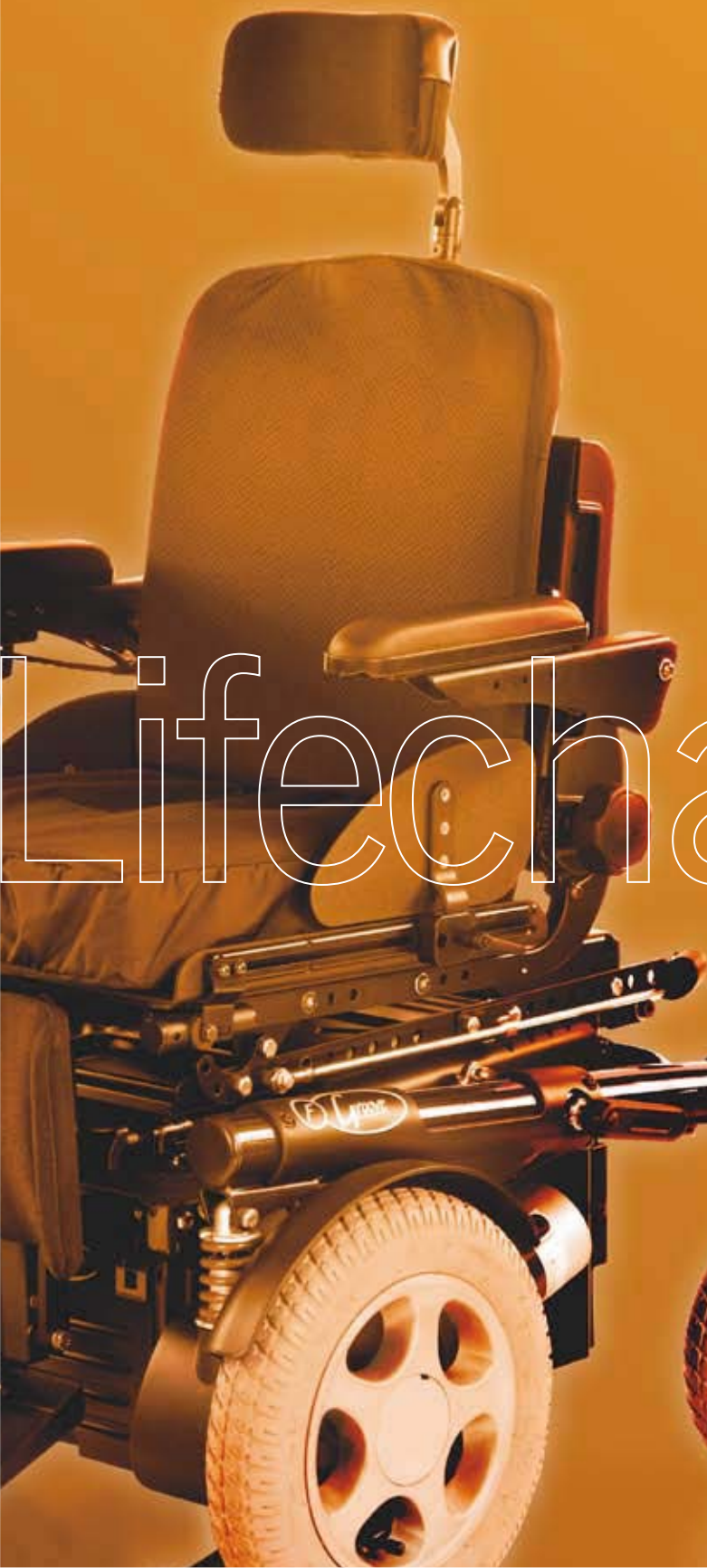
Quickie controls by **DELPHI**

In partnership with world leading electronics manufacturer Delphi, power chair drive controls take on a whole new meaning, providing users and therapists with the most advanced electronics to reach this industry in the last 10 years.

Built with IR technology, assignable functional buttons and upgradeable software, the client is not only more independent, but can simply take control.

Groove

A chair that works with the individual, moulded to their needs and has the ability to accommodate clinical or functional change easily. A chair that takes consumer independence and control to another level.





Indoors or outdoors just choose any 1 of 3

Whether it's a visit to the local café, the park or simply surfing the 'net', the 3 drive systems – front, mid and rear wheel drive – tailor high performance mobility to the user's environment and lifestyle.

One platform – choice of two solutions – in minutes

When you need to recycle and reconfigure product – or simply conduct a thorough assessment, technicians can reconfigure a chair from front to rear wheel drive in minutes – reducing time and inventory costs.

2 – Form Suspension™

On the front & rear wheel drive versions of Groove, the heavy duty dampened springs – pivoted on the front or rear wheels help the chair withstand even the strongest of impacts – aiding comfort and safety for drivers.

6 – Form Suspension™ – ensuring comfort & safety

Ensures that all 6 wheels remain in contact with the ground, while easily handling ramps, obstacle-climbing and outdoor terrain.

Leveller™ Technology

On the Groove mid wheel – our Leveller anti-pitch mechanism & balancing technology allows drivers to minimise pitching, especially on downhill slopes – enhancing driver safety and confidence.



“Assessment, management and service of the power chair during it's lifecycle are more practical and efficient than ever before”

Choice of 3 Seating systems

The versatile & adaptable seating range doesn't take no for an answer in the seating challenge, offering one of the most flexible systems with 3 solutions. Whether the need is for a high end postural management system or entry level seating solution, Groove has it all – in an expandable package.



Groove Rehab seating

Rehab seating is the traditional Quickie dual back post system – modular in design to allow for our widest range of seat & back finishes, including Jay.

Fitted with "Mech-Lock" technology the system accommodates 3 types of angle adjustment from fixed, manual or power recline.

Complete with a choice of width adjustable armrest & arm pad styles together with numerous leg rest options including centre mount.



Perfect Fit™

Quickie and Jay engineers have designed the most adjustable and comprehensive seating system to accommodate a wide range of seating needs.

As users' physical attributes change, so Perfect Fit can be easily adjusted.

Because not everyone is 46cm x 46cm

Using simple tools, move the adjustable plates to the required position – changes in height, depth & width can all be accommodated.



Plug and Play

Q-Connect modules are designed as a simple plug and play so you can easily accommodate a client's changing needs. No more complex reconfiguration of wires, actuators, bolts, just simply place the 5cm package in the Groove, add a few bolts, plug in and away you go.




If the lower and upper body change at different rates – no problem – adjustments are achieved independently to create the perfect fit.

Comfort Seating

For those users who need additional support and comfort, this highly flexible range of seats and backs can be interchanged on the Quickie Groove in no time.

Part of the Comfort Seating range are the Deep Contour back and the Comfort Seat, allowing for great comfort and support.



30 degrees of tilt

With our new Q-Connect modules you can achieve weight shifting tilt in space in a compact design which does not increase your seat to floor height.

...and a seat lift too!





The power of Delphi

Quickie have teamed up with the world-leading automotive supplier – Delphi – in order to produce a world class control system, which brings power chair users unparalleled functionality and reliability.

Assignable buttons – allows favourites first

Decide on the most routinely used functions and get to them quicker – in one touch of a button – using the new assignable button technology – users most important functions are accessed first, whether it's seat lift, seat tilt or back recline.



IR control – lets the user entertain friends, family or themselves!

Delphi & Quickie's simplified approach to interfacing the chair with everyday consumer electronics, means that control of favourite TV programmes, CD tracks, DVD movies, or web pages – and much more – is simply and easily available through the Groove controller – configured as the user prefers.



Simulator

Speed up learning, shorten assessment and make the whole process simpler and faster.

Just imagine ...

Teaching a user the basics of their control system without even having their controls in front of them.

Simple... with Delphi Simulator from Quickie.



Diagnostic Package

Rapid, reliable diagnostics – saving time and money.

Just imagine ...

A system that can immediately troubleshoot a chair and display all faults – simultaneously.

Simple... with the new Delphi Diagnostic package from Quickie – saving time and disruption.



Quickie Intellidrive™

The intelligent controller software works with signal encoders fitted to the motors to balance the speed of both motors leading to smoother drive and obstacle climbing performance.

Just imagine ...

Perfect tracking even at speed, conquering slopes and obstacles with ease. Simple... with the option of Quickie Intellidrive.

Or maybe do both ...

Just imagine ...

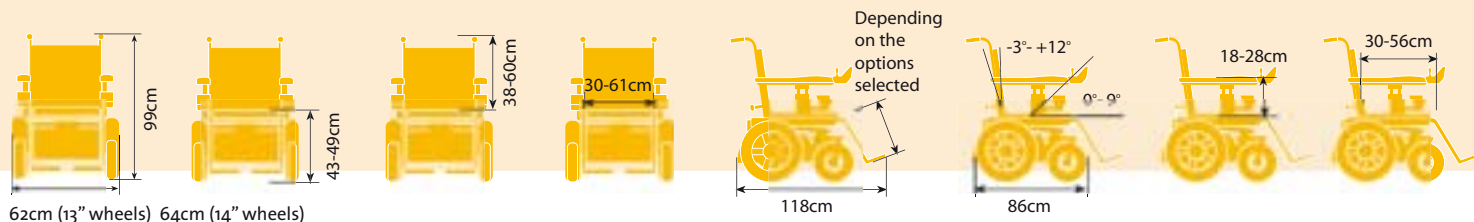
Drive up to the front door and open the door simultaneously. Simple... assign 'door open' to the IR function on the chair. No more scrolling through tiresome mode functions to get there!



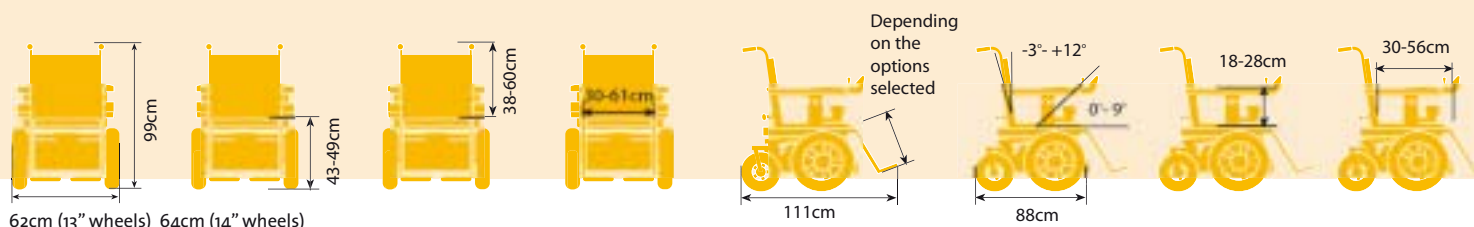
Technical Specifications

(measurements may vary due to the seat type chosen)

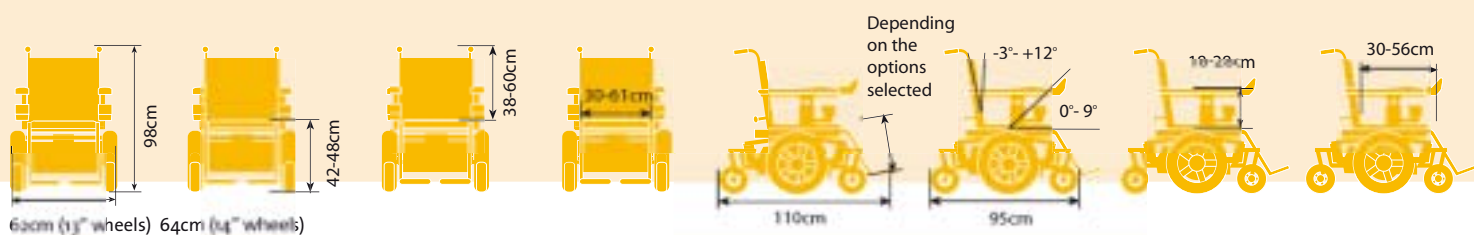
Groove R



Groove F



Groove M



Maximum safe slope 6 - 10°, dependant upon configuration. (please refer to owners/user manual or technical documentation).

Maximum range: up to 40km (tested in accordance with ISO 7176-4)

Dimensions may vary due to the options chosen

For further information please refer to individual brochures on:
Control Systems, Drive Bases, Seating & Accessories

STLPSTM
Sunrise Training and Development Programmes

KNOWLEDGE FOR THE FUTURE

GrooveTM

DELPHI[®]

®DELPHI is a registered trademark of DELPHI Corporation

SUNRISE MEDICAL

Sunrise Medical Limited
High Street Wollaston
West Midlands
DY8 4PS, UK

CE Tel: +44 (0) 1384 44 66 88
www.quickiepower.com
For international enquiries e-mail:
International@sunrise-medical.de

SR0049

INNOVATE.TM
BUILD FOR THE FUTURE