

ORDER FORM**4th February 2008****Quickie® RXS**

Failure to use an order form for a Quickie chair order may result in delay or wrong shipment

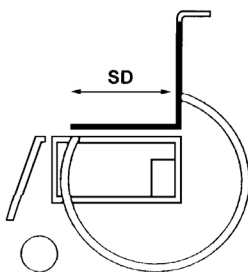
Please send all orders to:
Fax: +44 (0)1384 44 66 44
Tel: +44 (0)1384 44 66 66

Please ask for details on how to order on line @
tcom.sunrisemedical.co.uk

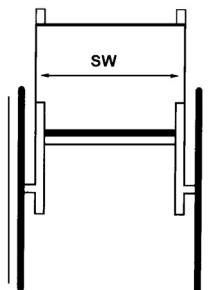
Sunrise Medical Ltd
 High Street, Wollaston, West Midlands, DY8 4PS, England
www.sunrisemedical.com orders@sunmed.co.uk

**Standard Features:**

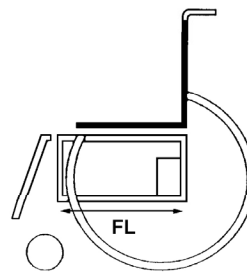
- ◆ Foldable modular aluminium frame
- ◆ Swing-away footrests
- ◆ Standard front seat height 49.5cm (19 5/8")
- ◆ Standard rear seat height 47cm (18 1/4")
- ◆ Low rider hemi-frame available, front seat height 44cm (17 5/8")
- ◆ Backrest height 37.5cm-42.5cm (15"-17")
- ◆ Minimum seat height 38cm (15")
- ◆ Tension adjustable nylon seat upholstery and 5cm (2") seat cushion
- ◆ Swing-away armrests
- ◆ Height adjustable backrest with padded nylon upholstery
- ◆ 24" quick-release rear wheels, pneumatic tyres, cross-spoked
- ◆ Infinite centre point of gravity adjustment achieved with slotted vertical axle plate
- ◆ 8" front castors with pneumatic tyres
- ◆ Wide choice of frame colours
- ◆ Weight 14kg
- ◆ Black anodised frame parts
- ◆ This Quickie model is ideal in combination with a Jay seating system
- ◆ Maximum user weight limit 113 kg

How to measure:

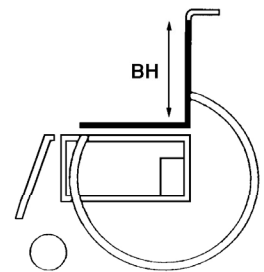
Seat Depth
 From front of seat sling to back of seat sling



Seat Width
 From outside seat rail tube to outside seat rail tube



Frame Length
 From outside rear frame to outside front frame



Back Height
 From seat sling to top of backrest sling

All Sunrise Medical wheelchairs and powerchairs are compatible with **JAY** cushions and backrests, including our new range of **J3** backrests launching in summer 2008

Visit www.jay3seating.eu or contact your local ASM for more information

Guarantee:

Lifetime on frame, cross brace and axles. 1 year on other components. For further details, please refer to guarantee policy.

Prices:

All prices are in Pounds Sterling and Euros and exclude VAT. For latest issue, please refer to www.sunrisemedical.com. Please consult Sunrise Medical with any queries you may have.

Purchase Order (Repeat on all pages):

	£	€		£	€	TOTAL
BACKREST (Mark one type and choices underneath) (Continued)						
<input type="checkbox"/> Half folding backrest with push handles	36	58	<input type="checkbox"/> 8° Backrest with integrated height adj. push handles	68	111	
Backrest Angle (Mark one box):			Upholstery (Mark one box):			
<input type="radio"/> Straight back tubes	Std	Std	<input type="radio"/> Padded upholstery	Std	Std	
<input type="checkbox"/> 8° backtubes	N/C	N/C	<input type="checkbox"/> Optima back uphol. (tension adj, with back stabilizer bar)	76	123	
Upholstery (Mark one box):			<input type="checkbox"/> Omit back upholstery	-21	-34	
<input type="radio"/> Padded upholstery	Std	Std	Back Height (Standard):			
<input type="checkbox"/> Omit back upholstery	-21	-34	<input checked="" type="radio"/> 14"-20"/35-50cm (F.S. 16"/38 cm)	Std	Std	
Back Height (Mark one box):						
<input type="radio"/> 15-18"/38-46cm (F.S 17"/43cm)	Std	Std				
<input type="checkbox"/> 17-20"/43-51cm (F.S 19"/48cm)	N/C	N/C				
ARMRESTS (Mark one box)						
<input type="radio"/> Padded swing away armrest (pair) (Not with amputee axle plate or optima back)	Std	Std	<input type="checkbox"/> Tool height adj. w/10" std pad armrest (pair) (8)	36	58	
<input type="checkbox"/> Adult composite height. adj. w/10" std pad (pair) (8)	87	142	<input type="checkbox"/> Tool height adj. w/14" full length pad a/rest (pair) (8)	36	58	
<input type="checkbox"/> Adult composite height. adj. w/14" full length pad (pair) (8)	87	142	<input type="checkbox"/> Kids height adjustable w/10" std pad armrest (pair)	87	142	
<input type="checkbox"/> Adult aluminium height. adj. w/10" std pad (pair) (8)	87	142	<input type="checkbox"/> Kids height adjustable w/14" full length pad armrest (pair)	87	142	
<input type="checkbox"/> Adult aluminium height. adj. w/14" full length pad (pair) (8)	87	142	<input type="checkbox"/> Kids tool height adjustable armrests 10" (pair)	36	58	
			<input type="checkbox"/> Omit armrest (pair)	-38	-62	
SIDE GUARDS (Optional)						
<input type="checkbox"/> Plastic side guards (pair) (Not in combination with height adj armrests)	101	164	<input type="checkbox"/> Fender guards (pair) (Not with height adjustable armrests or Kids frame)	130	212	
			<input type="checkbox"/> Fabric side guards	36	58	
HANGERS/FOOTPLATES/EXTENSION TUBES (Mark one type or omit)						
<input type="checkbox"/> 60° Hangers (pair)	N/C	N/C	<input type="radio"/> 70° Hangers (pair)	Std	Std	
Footplates (Mark one box):			Footplates (Mark one box):			
<input type="checkbox"/> One piece flip-up angle adj. f/plate w/legstrap (pair) (2)	87	142	<input type="checkbox"/> One piece flip-up angle adj. foamplate w/legstrap (pair) (2)	87	142	
<input type="radio"/> Composite Footplates w/heel loops (pair)	Std	Std	<input type="radio"/> Composite Footplates w/heel loops (pair)	Std	Std	
<input type="checkbox"/> Angle adjustable Footplates w/heel loops (pair)	54	87	<input type="checkbox"/> Angle adjustable Footplates w/heel loops (pair)	54	87	
<input type="checkbox"/> Foam Footplates w/legstrap (pair) (2)	N/C	N/C	<input type="checkbox"/> Foam Footplates w/legstrap (pair) (2)	N/C	N/C	
<input type="checkbox"/> Omit Footplate (pair)	-21	-34	<input type="checkbox"/> Omit Footplate (pair)	-21	-34	
Legstrap (optional):			Legstrap (optional):			
<input type="checkbox"/> Additional Legstrap	18	29	<input type="checkbox"/> Additional Legstrap	18	29	
Extension Tubes (Mark one box):			Extension Tubes (Mark one box):			
<input type="radio"/> Ext. Tubes short/med (pair)	Std	Std	<input type="radio"/> Ext. Tubes short/med (pair)	Std	Std	
<input type="checkbox"/> Ext. Tubes long (pair)	N/C	N/C	<input type="checkbox"/> Ext. Tubes long (pair)	N/C	N/C	
Amputee support pad (is fitted to hanger and replaces footplate and ext. tube) (optional):			Amputee support pad (is fitted to hanger and replaces footplate and ext. tube) (optional):			
<input type="checkbox"/> Amputee support pad left	12	19	<input type="checkbox"/> Amputee support pad left	12	19	
<input type="checkbox"/> Amputee support pad right	12	19	<input type="checkbox"/> Amputee support pad right	12	19	
<input type="checkbox"/> Articulating legrest (pair) (not on hemi frame) (not available with hemi frame)	219	357	<input type="checkbox"/> 70° V-Hangers (9) (not on hemi model)	N/C	N/C	
Calf Pad:			Footplates:			
<input checked="" type="radio"/> Straight calf pad	Std	Std	<input type="checkbox"/> One piece flip-up angle adj. f/plate w/legstrap (pair) (2)	87	142	
Footplates (Mark one box):			<input type="radio"/> Composite Footplates w/heel loops (pair)	Std	Std	
<input type="radio"/> Composite flip-up footplates w/heel loop (pair)	Std	Std	<input type="checkbox"/> Angle adjustable Footplates w/heel loops (pair)	54	87	
<input type="checkbox"/> Angle adjustable Footplates w/heel loops (pair)	54	87	<input type="checkbox"/> Foam Footplates w/legstrap (pair) (2)	N/C	N/C	
<input type="checkbox"/> Omit Footplate (pair)	-21	-34	<input type="checkbox"/> Omit Footplate (pair)	-21	-34	
Extension Tubes (Mark one box):			Legstrap (optional):			
<input type="radio"/> Ext. Tubes med (pair)	Std	Std	<input type="checkbox"/> Additional Legstrap	18	29	
<input type="checkbox"/> Ext. Tubes long (pair)	N/C	N/C	Extension Tubes:			
			<input type="checkbox"/> Ext. Tubes short (pair)	N/C	N/C	
			<input type="radio"/> Ext. Tubes med (pair)	Std	Std	
			<input type="checkbox"/> Ext. Tubes long (pair)	N/C	N/C	
<input type="checkbox"/> Elevating legrest (pair) (not available on hemi frame)	120	195	<input type="checkbox"/> 90° Hangers (pair) (Not available with 26" wheels or 8" castors, not available. on hemi frame)	N/C	N/C	
Footplates (Mark one box):			Footplates (Mark one box):			
<input type="radio"/> Composite flip-up Footplates w/heel loop (pair)	Std	Std	<input type="checkbox"/> Angle adjustable Footplates w/heel loops (pair)	54	87	
<input type="checkbox"/> Angle adjustable Footplates w/heel loops (pair)	54	87	<input type="radio"/> 90° Adj. flip-up footplates w/legstrap (pair) (2)	Std	Std	
<input type="checkbox"/> Omit Footplates (pair)	-21	-34	<input type="checkbox"/> Omit Footplate (pair)	-21	-34	
Calf Pad:			Legstrap (optional):			
<input type="checkbox"/> Straight calf pad	N/C	N/C	<input type="checkbox"/> Additional Legstrap	18	29	
<input type="radio"/> Curved calf pad	Std	Std				
Extension Tubes (Mark one box):			<input type="checkbox"/> Omit Hangers and Footplate (pair)	-21	-34	
<input type="radio"/> Ext. Tubes short/med (pair)	Std	Std				
<input type="checkbox"/> Ext. Tubes long (pair)	N/C	N/C				
CASTORS (Mark one box)						
<input type="checkbox"/> 5" Solid (pair)	N/C	N/C	<input type="radio"/> 8" Pneumatic castors (pair) (4)	Std	N/C	
<input type="checkbox"/> 5" Low-profile polyurethane castors (pair)	N/C	N/C	<input type="checkbox"/> 8" Solid castors (pair) (4)	N/C	N/C	
<input type="checkbox"/> 6" Pneumatic castors (pair)	N/C	N/C	<input type="checkbox"/> 8" x 2" Solid castors (pair)	N/C	N/C	
<input type="checkbox"/> 6" Solid castors (pair)	N/C	N/C	(Not available with any castor stem options, 26" wheels, only with 60° hangers, not on Kids frame)			

Purchase Order (Repeat on all pages):

	£	€		£	€	TOTAL
CASTOR FORKS (Mark one box)						
<input type="radio"/> 5 1/4" Castor fork (pair)	Std	Std	<input type="checkbox"/> 7" Castor fork (pair)	N/C	N/C	
<input type="checkbox"/> 6" Castor fork (pair)	N/C	N/C	<input type="checkbox"/> 8" castor fork (pair) (Only avl. w/8" x 2" castors & not w/castor stem opt.)	N/C	N/C	
CASTOR STEM (Option)						
<input type="checkbox"/> 3/4" Longer fork stem bolt (pair)	N/C	N/C	<input type="checkbox"/> 1 1/2" Longer fork stem bolt (pair)	N/C	N/C	
AXLE PLATES (Mark one box)						
<input type="radio"/> Slotted indexed vertical axle plate (pair)	Std	Std	<input type="checkbox"/> Amputee axle bracket (pair), mounted behind rear frame	-32	-52	
			<input type="checkbox"/> Amputee axle bracket (pair), mounted in front rear frame	-32	-52	
AXLES (Standard)						
<input checked="" type="radio"/> Quick Release axles (pair)	Std	Std				
REAR WHEEL SIZE/TYRE/TYRE/HANDRIM (Mark one combination of wheel, tyre type, handrim and tab)						
<input type="checkbox"/> Rear wheel size 22"	N/C	N/C	<input type="radio"/> Rear wheel size 24" (not on Kids frame)	Std	Std	
Rear Wheel Type:			Rear Wheel Type:			
<input type="checkbox"/> Mag (pair)	N/C	N/C	<input type="checkbox"/> Mag (pair)	N/C	N/C	
<input type="radio"/> X-spoke (pair)	Std	Std	<input type="radio"/> X-spoke (pair)	Std	Std	
Tyre Type:			Tyre Type:			
<input type="radio"/> Pneumatic tyre (pair)	Std	Std	<input type="radio"/> Pneumatic tyre (pair)	Std	Std	
<input type="checkbox"/> Solid tyre (pair)	24	39	<input type="checkbox"/> Solid tyre" (pair)	24	39	
Handrims:			<input type="checkbox"/> High pressure clincher (pair) (5)	36	58	
<input type="radio"/> Aluminium handrim (pair)	Std	Std	Handrims:			
<input type="checkbox"/> Plastic coated handrim (pair)	54	87	<input type="radio"/> Aluminium handrim (pair)	Std	Std	
<input type="checkbox"/> Omit handrims (pair)	-24	-39	<input type="checkbox"/> Plastic coated handrim (pair)	54	87	
Tabs:			<input type="checkbox"/> Stainless steel handrim (pair) (5)	62	101	
<input type="radio"/> Short screw tabs (pair)	Std	Std	<input type="checkbox"/> Foam grip handrim (pair) (5)	108	176	
<input type="checkbox"/> Long screw tabs (pair)	35	56	<input type="checkbox"/> Omit handrims (pair)	-24	-39	
			Tabs:			
			<input type="radio"/> Short screw tabs (pair)	Std	Std	
			<input type="checkbox"/> Long screw tabs (pair)	35	56	
<input type="checkbox"/> Rear wheel size 26" (Not on Kids frame)	39	63	<input type="checkbox"/> Rear wheel size 12"	84	137	
Rear Wheel Type:			Rear Wheel Type:			
<input type="radio"/> X-spoke (pair)	Std	Std	<input type="radio"/> Mag (pair)	Std	Std	
Tyre Type:			Tyre Type:			
<input type="radio"/> Pneumatic tyre (pair)	Std	Std	<input type="radio"/> Pneumatic tyre (pair)	Std	Std	
<input type="checkbox"/> High pressure clincher (pair)	36	58	<input type="checkbox"/> Solid tyre (pair)	24	39	
Handrims:						
<input type="radio"/> Aluminium handrim (pair)	Std	Std				
<input type="checkbox"/> Plastic coated handrim (pair)	54	87				
<input type="checkbox"/> Stainless steel handrim (pair)	62	101				
<input type="checkbox"/> Foam grip handrim (pair)	108	176				
<input type="checkbox"/> Omit handrims (pair)	-24	-39				
Tabs:						
<input type="radio"/> Short screw tabs (pair)	Std	Std				
<input type="checkbox"/> Long screw tabs (pair)	35	56				
WHEEL LOCKS (Mark one box)						
<input type="radio"/> High push knee lever wheel locks (pair)	Std	Std	<input type="checkbox"/> Active wheel lock	N/C	N/C	
<input type="checkbox"/> High scissor wheel locks (pair) (Not on Kids frame, not with poly tyres or ext. handles)	N/C	N/C	<input type="checkbox"/> Drumbrakes (pair) (Not available with Mag wheels)	228	371	
WHEEL LOCK OPTION						
<input type="checkbox"/> 6" Wheel lock extension (pair)	25	41				
ACCESSORIES (Optional)						
<input type="checkbox"/> Caddy (pair) (Not available with ELR/ALR or 90° hangers)	36	58	<input type="checkbox"/> Step tube left	6	10	
<input type="checkbox"/> Crutch holder	40	65	<input type="checkbox"/> Step tube right	6	10	
<input type="checkbox"/> Spokeguards Space Alien 22", 24" (pair) (5)	74	120	<input type="checkbox"/> Backpack	36	58	
<input type="checkbox"/> Spokeguards Purple Turtle 22", 24" (pair) (5)	74	120	<input type="checkbox"/> Seat pouch	29	48	
<input type="checkbox"/> Spokeguards Get Out There 22", 24" (pair) (5)	74	120	<input type="checkbox"/> Positioning belt buckle 64"	25	41	
<input type="checkbox"/> Spokeguards Leopard 22", 24" (pair) (5)	74	120	<input type="checkbox"/> Positioning belt buckle 54"	25	41	
<input type="checkbox"/> Spoke guards clear 22", 24" (pair)	68	111	<input type="checkbox"/> Swing away tray table (6)	113	185	
<input type="checkbox"/> Spoke guards black 22", 24" (pair)	68	111	<input type="checkbox"/> Anti tip tubes (pair)	45	73	
<input type="checkbox"/> Neoprene impact guards (pair) (7)	22	36	<input type="checkbox"/> F16 power unit (please fill out F16 orderform as well. See F16 orderform for restrictions that apply on RXS specification when ordering F16)			
<input type="checkbox"/> Tool kit	15	24				

Base Price:	£ 950	€ 1,546
Options:	£	€
Total Price:	£	€

Front Seat Height						
Fork Size	5 1/4" Fork		6" Fork		7" Fork	
Fork Position	Bottom	Top	Bottom	Top	Bottom	Top
Castor Type						
5" Polys / Solid Tyre	18 1/16"	17 1/16"	18 7/8"	17 7/8"	19 7/8"	18 7/8"
6" Solid Tyre	18 5/8"	17 5/8"	19 7/16"	18 7/16"	20 7/16"	19 7/16"
6" Pneumatic	18 5/8"	17 5/8"	19 7/16"	18 7/16"	20 7/16"	19 7/16"
8" Solid Tyre	19 7/16"	-	20 1/4"	19 1/4"	21 1/4"	20 1/4"
8" Pneumatic	19 5/8"	-	20 7/16"	19 7/16"	21 7/16"	20 7/16"

Rear Seat Height		
Axle Plate Position	Highest Position	Lowest Position
22" Pneumatic	19 3/4"	15 1/4"
22" Solid Tyre	19 3/4"	15 1/4"
24" Pneumatic	20 1/2"	16"
24" Solid Tyre	20 1/2"	16"
24" High pressure clincher	20 3/8"	15 7/8"
26" Pneumatic	21 5/8"	17 1/8"
26" High pressure clincher	21 1/4"	16 3/4"

Std Spec. Overall Chair Width
14" width 22" (55cm)
15" width 23" (57.5")
16" width 24" (60cm)
17" width 25" (62.5cm)
18" width 26" (65cm)
19" width 27" (67.5cm)
20" width 28" (70cm)

Actual measurements may vary up to 3/8"

Based upon standard stem.

Add 3/4" for 3/4" stem

Add 1 1/2" for 1 1/2" stem

Add 1/8" for quick release stems.

Hemi front frame: Subtract 2"

Folded Width 14 1/2" (37cm)

Maximum seat angle 2" (5 cm)

FOOTNOTES:

- (1) Not available with 24" or 26" wheels or 8" castors
- (2) Not available with heel loops
- (4) Not available on Kids frame, 90° hanger or 26" rear wheel
- (5) Not available on Mag wheels
- (6) Only available on height adjustable armrests
- (7) Not available with ELR/ALR or 90° hangers
- (8) Not on Kids frame
- (9) Only on seat width 16"/40 cm and above
- (10) Not available with padded swing-away armrests
- (11) Not available with hemi front frame

