



Yes, you can.[®]

➤ Invacare[®] **XLT**

Get Perfect Support - Remain Active!

The new Invacare[®] **XLT** is the ideal active, rigid chair for day to day use. Designed to be perfectly adjusted to fit the body the **XLT** offers its users a wide range of various levels of support, enabling and even improving independence and mobility.

NEW





➤ **Simply Compatible**

Complex chair-specific solutions and spare parts are a thing of the past with the new *Invacare*® **XLT**. Benefit from the extensive and readily available range of *Invacare*® options which can be easily fitted to the **XLT**.

➤ **Stability, Rigidity and Security for an Active Life**

Made entirely from titanium the **XLT** gives its user stability and rigidity without compromising on weight. In combination with the wide range of options, features and configuration possibilities offered with the **XLT** the user will benefit from a chair which offers the maximum security and support needed when going about busy day to day life.

➤ **The Perfect Fit**

The **XLT** has been designed with the individual in mind. Measured, constructed and fitted to suit the precise requirements of each user, the **XLT** is the ideal chair to help regain, retain and improve both mobility and independence.

➤ **Proven Quality**

Invacare®, together with *Rea*® have made no compromises when it comes to the new **XLT**. Designed and built at the *Rea* factory in Sweden, users will benefit from the strong tradition of both *Invacare*® and *Rea*® quality fused to create one unique chair: The *Invacare*® **XLT**.



Options



Rigid Frame

Lightweight titanium rigid wheelchair.
(also available with swingaway legrest)



Front Castor Attachments
for stability and performance.



Titanium Footrest

to improve comfort as well as
lightness.



Tyres

① solid, ② pneumatic profiled or
puncture proof, ③ pneumatic non
marking, ④ low profile, ⑤ pneumatic
profiled or puncture proof, ⑥ black
marathon evolution.



Frontwheels

① 75 x 24 hard (3"), ② 100 x 27 medium hard (4"),
③ 125 x 27 medium hard (5"), ④ 140 x 37 soft (5.5"),
⑤ 150 x 27 medium hard (6"), ⑥ 150 x 30 soft (6"),
⑦ 150 x 32 pneumatic (6"), ⑧ 180 x 40 pneumatic (7"),
⑨ 180 x 40 soft (7")

Options



Armrests

Wide range of armrests for best support.



Anti tipper device

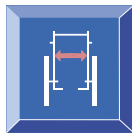
The Anti-tip device can easily be folded away by the foot. The device is also angled outwards, to give space for the feet for the attendant.



Sporty Wheel

with black Marathon Evolution Plus tyres for design.

Technical data



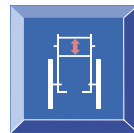
35.5, 38, 40.5, 43, 45.5, 48cm / 50.5 cm Swing



40 / 45 / 50 (on 4 cm adj.)



40 - 52 cm



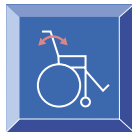
20 - 49 cm



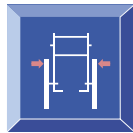
36 - 48 cm



0° - 6°



-10° - +10°



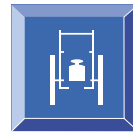
Seat width + 20 cm



76 - 113 cm



Active 83 - 103 cm, Dynamic 73 - 88 cm



9,8 kg



max 135 kg




Transport weight: 6 kg



Crashtested ISO 7176-19*

* Our wheelchairs comply with above ISO standards and with ISO 10542, and have additional features providing increased levels of occupant security and safety whilst travelling in a motor vehicle. Wheelchair users should however transfer to the vehicle seat and use the vehicle installed restraint system whenever it is feasible.

Frame colours



Blue



Red



Black



Grey



Blasted Titanium *



Orange *

* Available as special orders

Upholstery



Black Nylon



Black Jemima



All information quoted is believed to be correct at time of print. Invacare® reserves the right to alter product specifications without prior consultation.



INVACARE® Limited
South Road · Bridgend Industrial Estate · BRIDGEND CF31 3PY
Tel. +44 (0) 1656 647327 · Fax +44 (0) 1656 649016
E-mail: uk@invacare.com · www.invacare.co.uk
Sales Order E-mail: ordersuk@invacare.com

INVACARE® Ireland Ltd
Unit 5 · Seatown Business Campus
Seatown Road · SWORDS · County Dublin
Tel. (353) 181 107 84 · Fax (353) 181 107 85
Email: ireland@invacare.com · www.invacare.ie