

2026

ottobock.

Power wheelchair A200.

Quotation

Order

Billing Address

PO. no.

Customer Name

Street

County PC

Shipping address (if different from billing address)

Customer Name

Street

County PC

Name _____ Date _____ Signature _____



Base Price - £3837.00

Please email all orders to
Bockuk@ottobock.com

Valid from 01.03.2026 to 31.12.26
Please ensure you are using the lastet order form
v2

By placing the order, you agree to comply with the instructions for use/service manuals for accessories and products of other manufacturers when combining them with an Ottobock product, in addition to the instructions for use/service manuals of the respective Ottobock products. Also you confirm to have read, understood and accepted, our general terms and conditions. In addition, you agree, upon placing an order, to conduct your own conformity assessment or approval in accordance with national requirements if and when you implement modifications or attachments that do not meet the specifications of Ottobock instructions for use/service manuals. Wheelchairs with CLT package cannot be returned or exchanged

Article number: 490E46=00000_C

Standard equipment Selection (unless alternative selected)

- VR2 control device
- Control panel holder, standard • 6 km/h
- 28,75Ah (C5) / 35Ah C20) Gel batteries
- Battery charger
- 12 1/2" drive wheels (pneumatic tyres)
- 8" PU caster wheels
- Standard seat
- Seat cushion
- Arm supports
- Leg supports
- Silver metallic frame colour

Max. load capacity: 100 kg/220 lbs *

*: Additional options may reduce the safe load capacity. Please note the maximum permitted weight on the nameplate.

The number codes contained in this order form are not intended to be used as article numbers for spare parts orders.
Please scan the QR code to access the spare parts catalogue for any spare parts orders.

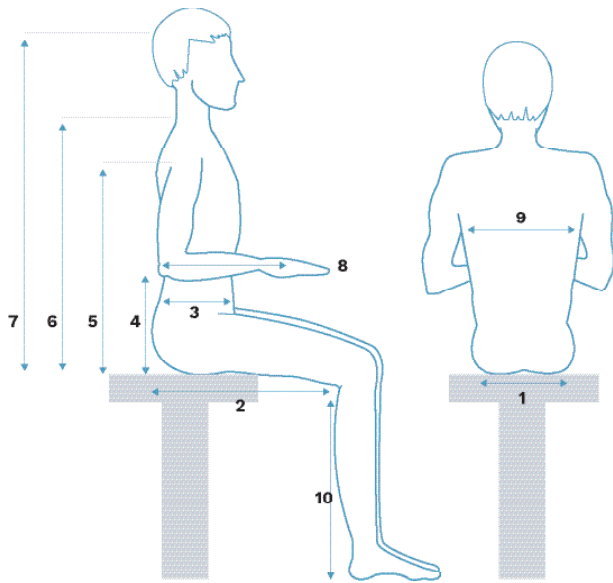


Power wheelchair A200.

Basic data (voluntary information)

Gender male female divers

Indication



Mandatory information*

User height [cm]	<input type="text"/>
User weight [kg]	<input type="text"/>
1 Seat width [cm]	<input type="text"/>
2 Seat depth [cm]	<input type="text"/>
3 Trunk depth [cm]	<input type="text"/>
4 Arm support height [cm]	<input type="text"/>
5 Armpit height [cm]	<input type="text"/>
6 Shoulder height [cm]	<input type="text"/>
7 Head height [cm]	<input type="text"/>
8 Forearm length to middle of palm	<input type="text"/>
9 Trunk width [cm]	<input type="text"/>
10 Lower leg length [cm]	<input type="text"/>

* This information will help to support user-oriented settings and product development. Ottobock guarantees the confidential and purely internal use of these data.

Standard seat

<input type="radio"/> EC18	Standard seat Junior (SW 34 ... 40 cm, SD 34 ... 40 cm) (max. load capacity: 75 kg) see exclusion 2.1)	£169.00
<input type="radio"/> EC01	Standard seat small (SW 38 ... 42 cm, SD 38 ... 46 cm)	Inclusive
<input type="radio"/> EC02	Standard seat large (SW 43 ... 48 cm, SD 42 ... 50 cm)	Inclusive

Settings for standard seat

Back support angle see exclusion 3.1)	<input type="radio"/> -9/1/11/21°	<input type="radio"/> 0/10/20/30°
Seat width SW in cm	<input type="radio"/> 34 <input type="radio"/> 35 <input type="radio"/> 36 <input type="radio"/> 37 <input type="radio"/> 38 <input type="radio"/> 39 <input type="radio"/> 40 <input type="radio"/> 41 <input type="radio"/> 42 <input type="radio"/> 43 <input type="radio"/> 44 <input type="radio"/> 45 <input type="radio"/> 46 <input type="radio"/> 47 <input type="radio"/> 48	

For seat width 34–37 cm see exclusions 4.7)

For seat width 38–40 cm see exclusions 4.2)

For seat width 41–42 cm see exclusions 5.1)

For seat width 43–48 cm see exclusions 4.5)

Seat depth SD in cm	<input type="radio"/> 34 <input type="radio"/> 36 <input type="radio"/> 38 <input type="radio"/> 40 <input type="radio"/> 42 <input type="radio"/> 44 <input type="radio"/> 46 <input type="radio"/> 48 <input type="radio"/> 50
----------------------------	---

For seat depth 34 cm / 36 cm see exclusions 4.7)

For seat depth 38 cm / 40 cm see exclusions 4.2)

For seat depth 42 cm - 46 cm see exclusions 4.9)

For seat depth 48 cm / 50 cm see exclusions 4.5)

Power wheelchair A200.

Lower leg length LLL in cm	<input type="radio"/> 25	<input type="radio"/> 26	<input type="radio"/> 27	<input type="radio"/> 28	<input type="radio"/> 29	<input type="radio"/> 30	<input type="radio"/> 31	<input type="radio"/> 32
	<input type="radio"/> 33	<input type="radio"/> 34	<input type="radio"/> 35	<input type="radio"/> 36	<input type="radio"/> 37	<input type="radio"/> 38	<input type="radio"/> 39	<input type="radio"/> 40
	<input type="radio"/> 41	<input type="radio"/> 42	<input type="radio"/> 43	<input type="radio"/> 44	<input type="radio"/> 45	<input type="radio"/> 46	<input type="radio"/> 47	

For lower leg length 25–27 see exclusions 3.1)
 For lower leg length 47 see exclusions 4.9)
 For lower leg length 48–54 see exclusions 6.1)

Seat height SH in cm	<input type="radio"/> 43	<input type="radio"/> 48
----------------------	--------------------------	--------------------------

For seat height 43 see exclusions 7.1), 7.2)
 For seat height 48 see exclusions 3.1), 7.1)

Note: without seat cushion, dependent on lower leg length, seat height less lower leg length equals ground clearance, a minimum of 3 cm is recommended. Seat height 43 cm not available with standard seat, large.

Seat cushion (only for standard seat)

<input type="radio"/> EC06	Seat cushion, black cover (standard equipment) (functional height: 50 mm) see exclusions 3.1) 18)	Inclusive
<input type="radio"/> EC07	Without Seat cushion see exclusions 3.1) 18)	Inclusive

Contour seat see exclusion 20)

<input type="radio"/> EC03	Contour seat small, fabric cover Dartex® (SW 38 ... 42 cm, SD 38 ... 46 cm) (functional height 50 mm)	£760.00
<input type="radio"/> EC04	Contour seat large, fabric cover Dartex® (SW 43 ... 48 cm, SD 42 ... 50 cm) (functional height 50 mm)	£760.00

Contour type see exclusion 20)

<input type="radio"/> EC23	With low contours	Inclusive
<input type="radio"/> EC24	With deep contours	Inclusive

Seat cover options 6.1)

<input type="radio"/> EC27	Incontinence cover (can be ordered in addition to option code EC25) see exclusion 22)	£39.00
----------------------------	--	--------

Settings for Contour seat

Seat width SW in cm	<input type="radio"/> 38	<input type="radio"/> 39	<input type="radio"/> 40	<input type="radio"/> 41	<input type="radio"/> 42	<input type="radio"/> 43	<input type="radio"/> 44	<input type="radio"/> 45
	<input type="radio"/> 46	<input type="radio"/> 47	<input type="radio"/> 48					

For seat width 34–37 cm see exclusions 4.7)
 For seat width 38–40 cm see exclusions 4.2)
 For seat width 41–42 cm see exclusions 5.1)
 For seat width 43–48 cm see exclusions 4.5)

Seat depth SD in cm	<input type="radio"/> 38	<input type="radio"/> 40	<input type="radio"/> 48	<input type="radio"/> 50
---------------------	--------------------------	--------------------------	--------------------------	--------------------------

For seat depth 34 cm / 36 cm see exclusions 4.7)
 For seat depth 38 cm / 40 cm see exclusions 4.2)
 For seat depth 42 cm - 46 cm see exclusions 4.9)
 For seat depth 48 cm / 50 cm see exclusions 4.5)

Lower leg length LLL in cm	<input type="radio"/> 28	<input type="radio"/> 29	<input type="radio"/> 30	<input type="radio"/> 31	<input type="radio"/> 32	<input type="radio"/> 33	<input type="radio"/> 34	<input type="radio"/> 35
	<input type="radio"/> 36	<input type="radio"/> 37	<input type="radio"/> 38	<input type="radio"/> 39	<input type="radio"/> 40	<input type="radio"/> 41	<input type="radio"/> 42	<input type="radio"/> 43
	<input type="radio"/> 44	<input type="radio"/> 45	<input type="radio"/> 46	<input type="radio"/> 47	<input type="radio"/> 48	<input type="radio"/> 49	<input type="radio"/> 50	<input type="radio"/> 51
	<input type="radio"/> 52	<input type="radio"/> 53	<input type="radio"/> 54					

For lower leg length 25–27 see exclusions 3.1)
 For lower leg length 47 see exclusions 4.9)
 For lower leg length 48–54 see exclusions 6.1)

Power wheelchair A200.

Seat height SH in cm	<input type="radio"/> 51	<input type="radio"/> 56
For seat height 43 see exclusions 7.1), 7.2)		
For seat height 48 see exclusions 3.1), 7.1)		
For seat height 51 see exclusions 7.1), 7.3)		
For seat height 56 see exclusions 6.1), 7.1)		
Note: (with seat padding, dependent on LL) SH less LL equals ground clearance, a minimum of 3 cm is recommended) SH of 51 cm not available with contour seat, large.		

Back support adjustment		
<input type="radio"/> ED20	Mechanical back support angle adjustment 30° (gas compression spring) see exclusions 8.1) 8.2)	£570.00

Leg supports		
<input type="radio"/> EB01	Individual leg supports, with plastic foot plates (standard equipment) Not available with Junior standard seat, see exclusions 4.9) 9.2)	Inclusive
<input type="radio"/> EB02	Individual leg supports, with aluminium foot plates (continuously angle-adjustable) see exclusion 9.2)	£185.00
<input type="radio"/> EB03	Leg support with continuous aluminium foot plate (continuously angle-adjustable) Not available with Junior standard seat, see exclusions 4.9) 9.2)	£150.00
<input type="radio"/> EB07	Without leg supports see exclusion 9.3)	Inclusive
<input type="radio"/> EB20	Mechanically elevating leg supports with length adjustment and aluminium foot plates, angle-adjustable (gas compression spring) (LL with standard seat from 27cm, with contour seat from 32 cm) see exclusions 9.1) 9.2)	£700.00

Please refer to our accessories catalogue for information about positioning sandals.

Leg support accessories		
<input type="radio"/> EB80	Lateral leg pad for mechanically elevating leg support (pair) see exclusion 10.1)	£176.00
<input type="radio"/> EB70	Fixation straps for aluminium foot plates (included with mounting accessories) see exclusions 4.9) 10.2)	£38.00

Arm support accessories		
<input type="checkbox"/> EE34	Channel forearm pad adapter, fixed, mounting side left see exclusion 11.1)	£21.00
<input type="checkbox"/> EE24	Channel forearm pad adapter, fixed, mounting side right see exclusion 11.2)	£21.00
<input type="checkbox"/> EE35	Channel forearm pad adapter, swivelling, mounting side left see exclusion 11.3)	£177.00
<input type="checkbox"/> EE25	Channel forearm pad adapter, swivelling, mounting side right see exclusion 11.4)	£177.00
<input type="checkbox"/> EE36	Arm strap, mounting side left	£40.00
<input type="checkbox"/> EE26	Arm strap, mounting side right	£40.00
<input type="checkbox"/> EL021	Padded covers for arm supports	£83.00
<input type="checkbox"/> EL022	Padded covers for clothing guard	£82.00

Please refer to our accessories catalogue for information about channel forearm pads and hand pads.

Power wheelchair A200.

Frame colour

<input type="radio"/>	016	Silver metallic (standard equipment)	Inclusive
<input type="radio"/>	014	Candy red	£177.00
<input type="radio"/>	023	White RAL 9016	£177.00
<input type="radio"/>	048	Obsidian black (texture)	Inclusive
<input type="radio"/>	049	Granite metallic (texture)	Inclusive
<input type="radio"/>	050	Aubergine (texture)	Inclusive
<input type="radio"/>	051	Sunny orange (texture)	Inclusive
<input type="radio"/>	052	Rich lime (texture)	Inclusive
<input type="radio"/>	053	Kordia cherry (texture)	Inclusive
<input type="radio"/>	054	Pebblestone Grey (texture)	Inclusive
<input type="radio"/>	055	Blueberry (texture)	Inclusive

Tyres

<input type="radio"/>	EF10	Puncture-proof tyres for caster wheels (standard equipment)	Inclusive
<input type="radio"/>	EG06	Puncture-proof tyres for all wheels	£152.00

Battery charger

<input type="radio"/>	EU91	Battery charger (standard equipment)	Inclusive
<input type="radio"/>	EU02	Battery charger ohne Lüfter (low-noise) see exclusions 19.1) 19.2)	£83.00

Control panel holder

<input type="radio"/>	EU19	Standard (standard equipment)	Inclusive
<input type="radio"/>	EU18	Swing-away, height-adjustable	£295.00
<input type="radio"/>	EU20	Swing-away in parallel	£241.00

Control panel holder mounting side

- Right**
- Left**

Control device accessories

<input type="checkbox"/>	EU15	Attendant control (Schiebegriffe höhenverstellbar, abnehmbar erforderlich)	£1010.00
<input type="checkbox"/>	EU23	Fork for tetraplegics, horizontal (adjustable for hand width 70 ... 90 mm) see exclusion 16.1)	£152.00
<input type="checkbox"/>	EU24	Stick S80 (special joystick handle 80 mm) see exclusion 16.1)	£73.00
<input type="checkbox"/>	EU25	Soft ball, black cover see exclusion 16.1)	£124.00
<input type="checkbox"/>	EU26	Ball top, small (diameter 43 mm) see exclusion 16.1)	£118.00
<input type="checkbox"/>	EU27	Ball top, large (diameter 48 mm) see exclusion 16.1)	£147.00
<input type="checkbox"/>	EU28	Joystick top, flexible, including ball top, large* see exclusion 16.1)	£280.00
<input type="checkbox"/>	EU35	Soft balls, black (diameter 30 mm, 4 pieces), see exclusions 16.1) 19.1)	£59.00

*: Extension by 60 mm; control panel holder, downwards adjustable or swing-away, is recommended.

Power wheelchair A200.

General accessories

<input type="checkbox"/>	EE 30	Adapter for head support installation kit Please refer to our accessories catalogue for information about head supports.	£49.00
<input type="checkbox"/>	EP 65	Lap belt with buckle	£121.00
<input type="checkbox"/>	EZ 52	Tool kit with tyre pump	£58.00
<input type="checkbox"/>	ES 25	Additional lights see exclusion 17.3)	£191.00
<input type="checkbox"/>	EF 07	Curb climbing assist (not available in combination with single-panel leg support) see exclusion 17.1)	£305.00
<input type="checkbox"/>	ES 22	Accessories bag (e.g. for tool kit)	£61.00
<input type="checkbox"/>	ES 24	Pocket for mobile phone	£84.00
<input type="checkbox"/>	ES 35	Tray, swing-away to the side (incl. mounting accessories; cut-out for control panel must be adapted) see exclusion 17.4)	£541.00
<input type="checkbox"/>	EA 60	Crutch holder	£77.00
<input type="checkbox"/>	ES 60	Vehicle transportation kit (required for AMF anchor point system)	Inclusive

Power wheelchair A200.

Information




EC01 Standard seat



EC23 Contour seat,
low contoured



EC24 Contour seat,
deep contoured



ED20 mechanical back support
angle adjustment 30°



EC27 Incontinence cover



EP65 Lap belt with buckle



EB02 Individual leg support,
with Aluminium foot plates



EB03 Leg support with continuous
Aluminium foot plate




EB20 Mechanically elevating
leg supports



EB80 Lateral leg pad



EF07 Curb climbing assist



EU35 Soft balls, black

Power wheelchair A200.

Notices and exclusions

- 2.1) Possible only in combination with maximum load capacity up to 75 kg
- 3.1) Possible only in combination with standard seat
- 4.2) Possible only in combination with standard seat, Junior, standard seat, small, or contour seat, small
- 4.5) Possible only in combination with standard seat, large, or contour seat, large
- 4.7) Possible only in combination with standard seat, Junior
- 4.9) Cannot be combined with standard seat, Junior
- 5.1) Possible only in combination with standard seat, small, or contour seat, small
- 6.1) Possible only in combination with contour seat
- 7.1) Seat height \geq lower leg length + 1 cm
- 7.2) Possible only in combination with standard seat, Junior or standard seat, small
- 7.3) Possible only in combination with contour seat, small
- 8.1) Cannot be combined with back angle -9/1/11/21° or 0/10/20/30°
- 8.2) Mandatory information in conjunction with the combination of unselected back angle and standard seat
- 9.1) Not possible in conjunction with the combination of standard seat, small, or standard seat, large and lower leg length < 27 cm or contour seat and lower leg length < 32 cm
- 9.2) Possible only in conjunction with selected lower leg length
- 9.3) Not possible in conjunction with selected lower leg length
- 10.1) Possible only in combination with mechanically elevating foot rest
- 10.2) Possible only in combination with individual foot rests with aluminium foot plates or mechanically elevating foot rest
- 11.1) Cannot be combined with channel forearm rest adapter, swivelling, left-hand installation
- 11.2) Cannot be combined with channel forearm rest adapter, swivelling, right-hand installation
- 11.3) Cannot be combined with channel forearm rest adapter, fixed, left-hand installation
- 11.4) Cannot be combined with channel forearm rest adapter, fixed, right-hand installation
- 16.1) Only one joystick top is possible
- 17.1) Cannot be combined with single-panel footrest with aluminium footplate
- 17.3) Not possible in conjunction with Australia, Japan, Canada or USA as the country of destination
- 17.4) Cannot be combined with channel forearm rest adapter, fixed or channel forearm rest adapter, swivelling
- 18) Mandatory information in combination with standard seat
- 19.1) Not possible in conjunction with Germany or Austria as the country of destination
- 19.2) Not possible in conjunction with Argentina, Brazil, Canada, Columbia, Mexico or United States of America as the country of destination
- 20) Possible only in combination with contour seat; mandatory information