

2026

ottobock.

Power wheelchair *Juvo B6.*

☐ Quotation

☐ Order

Billing Address

PO no.

Customer Name

Street

County PC

Shipping address (if different from billing address)

Customer Name

Street

County PC

Name Date Signature



Rear-wheel drive

figure shows add charge options



Mid-wheel drive

figure shows add charge options



Front-wheel drive

figure shows add charge options

Article number:

EA004 - FWD - 490E75=0_AS03_C

EA005 - RWD - 490E75=0_AS03_C

EA006 - MWD - 490E75=0_AS06_C

max. load capacity: 160 kg (standard equipment)

Base Price

FWD - £7667.00

RWD - £7163.00

MWD - £8762.00

Please email all orders to

Bockuk@ottobock.com

Valid from 01.01.2026 to 31.12.26

Please ensure you are using the lastet order form

By placing the order, you agree to comply with the instructions for use/service manuals for accessories and products of other manufacturers when combining them with an Ottobock product, in addition to the instructions for use/service manuals of the respective Ottobock products. Also you confirm to have read, understood and accepted, our general terms and conditions. In addition, you agree, upon placing an order, to conduct your own conformity assessment or approval in accordance with national requirements if and when you implement modifications or attachments that do not meet the specifications of Ottobock instructions for use/service manuals. Wheelchairs with CLT package cannot be returned or exchanged

The number codes contained in this order form are not intended to be used as article numbers for spare parts orders.

Please scan the QR code to access the spare parts catalogue for any spare parts orders.

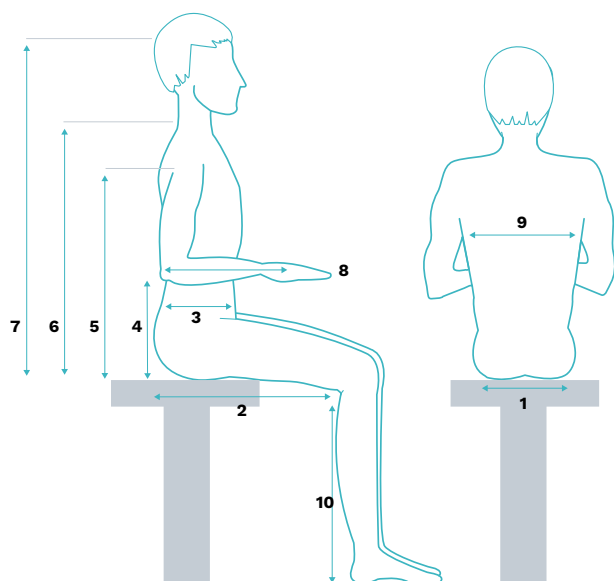


Power wheelchair Juvo B6.

Basic data (voluntary information)

Gender ☐ male ☐ female ☐ divers

Indication



Mandatory information*

User height [cm]

User weight [kg]

1 Seat width [cm]

2 Seat depth [cm]

3 Trunk depth [cm]

4 Arm support height [cm]

5 Elbow height [cm]

6 Shoulder height [cm]

7 Head height [cm]

8 Forearm length to middle of palm

9 Trunk width [cm]

10 Lower leg length [cm]

* This information will help to support user-oriented settings and product development. Ottobock guarantees the confidential and purely internal use of these data.

Product classification

☐ EA002 **Category B** (In-/Outdoor) (electric lighting mandatory in Europe) Inclusive

Drive type

☐ EA004 **Front-wheel drive** (FWD) £7667.00

☐ EA005 **Rear-wheel drive** (RWD) £7163.00

☐ EA006 **Mid-wheel drive** (MWD) £8762.00

Max. user weight (user + personal luggage, information required for chassis suspension)

☐ 70 kg

☐ 75 kg

☐ 100 kg

☐ 113 kg

☐ 125 kg

☐ 140 kg

☐ 150 kg

☐ 160 kg

Power wheelchair *Juvo B6*.

Chassis size

<input type="radio"/> EA008	Size 2 (overall width approx. 64 cm; max.user weight 160 kg/200 kg)	Inclusive
-----------------------------	--	-----------

Seating systems

<input type="radio"/> EC001	Standard seat Junior (max. user weight 75 kg) (SW 34...40 cm, SD 34...40 cm, BH 47 cm bis 37 cm, adjustable in 5 cm increments) see exclusions 5.2)	£57.00
<input type="radio"/> EC002	Standard seat small (SW 38...42 cm, SD 38...46 cm, BH 55 cm bis 45 cm, adjustable in 5 cm increments) see exclusions 4.1)	Inclusive
<input type="radio"/> EC003	Standard seat large (SW 44...48 cm, SD 42...50 cm, BH 55 cm bis 45 cm, adjustable in 5 cm increments) see exclusions 5.1)	Inclusive
<input type="radio"/> EC004	Standard seat XL (SW 50...56 cm, SD 42...50 cm, BH 55 cm bis 45 cm, adjustable in 5 cm increments) see exclusions 5.1)	£198.00
<input type="radio"/> EC005	VAS (Vario Adjust Seat) (SW 38...54 cm, SD 38...58 cm, BH 55 cm, 53 cm, 51 cm, 45 cm, with back extension up to 70 cm)	£311.00

Settings for standard seat Junior see exclusions 8.2) to 8.12) and 9.2)

Seat width SW in cm	<input type="radio"/> 34	<input type="radio"/> 36	<input type="radio"/> 38	<input type="radio"/> 40
Seat depth SD in cm	<input type="radio"/> 34	<input type="radio"/> 36	<input type="radio"/> 38	<input type="radio"/> 40
Back support height BH 47 cm (adjustable to 42 cm or 37 cm)				

Settings for standard seat small see exclusions 8.2) to 8.16) and 9.2)

Seat width SW in cm	<input type="radio"/> 38	<input type="radio"/> 40	<input type="radio"/> 42		
Seat depth SD in cm	<input type="radio"/> 38	<input type="radio"/> 40	<input type="radio"/> 42	<input type="radio"/> 44	<input type="radio"/> 46
Back support height BH 55 cm (adjustable to 50 cm or 45 cm)					

Settings for standard seat large see exclusions 8.2) to 8.16) and 9.2)

Seat width SW in cm	<input type="radio"/> 44	<input type="radio"/> 46	<input type="radio"/> 48		
Seat depth SD in cm	<input type="radio"/> 42	<input type="radio"/> 44	<input type="radio"/> 46	<input type="radio"/> 48	<input type="radio"/> 50
Back support height BH 55 cm (adjustable to 50 cm or 45 cm)					

Settings for standard seat XL see exclusions 8.2) to 8.16) and 9.2)

Seat width SW in cm	<input type="radio"/> 50	<input type="radio"/> 52	<input type="radio"/> 54	<input type="radio"/> 56	
Seat depth SD in cm	<input type="radio"/> 42	<input type="radio"/> 44	<input type="radio"/> 46	<input type="radio"/> 48	<input type="radio"/> 50
Back support height BH 55 cm (adjustable to 50 cm or 45 cm)					

Settings for VAS see exclusions 8.2) to 8.16) and 9.2)

Seat width SW in cm	<input type="radio"/> 38	<input type="radio"/> 40	<input type="radio"/> 42	<input type="radio"/> 44	<input type="radio"/> 46	<input type="radio"/> 48	<input type="radio"/> 50	<input type="radio"/> 52	<input type="radio"/> 54
Seat depth SD in cm	<input type="radio"/> 38	<input type="radio"/> 40	<input type="radio"/> 42	<input type="radio"/> 44	<input type="radio"/> 46	<input type="radio"/> 48	<input type="radio"/> 50	<input type="radio"/> 52	<input type="radio"/> 54
	<input type="radio"/> 56	<input type="radio"/> 58							
Back support height BH 55 cm (adjustable to 53 cm, 51 cm or 45 cm)									
<input type="radio"/> Lower leg length LLL	cm (15 ... 54 cm) (without seat cushion; see exclusions 5.1) 8.12) 10.5) to 10.8) 19.1) 19.3)								

Power wheelchair Juvo B6.

Overview about seating systems, seat width and seat depth

Seat width

Seat	Seat width SW [cm]											
	34	36	38	40	42	44	46	48	50	52	54	56
Standard seat Junior	○	○	○	○								
Standard seat small			○	○	○							
Standard seat large						○	○	○				
Standard seat XL									○	○	○	○
VAS			○	○	○	○	○	○	○	○	○	

Seat depth

Seat	Seat depth SD [cm]												
	34	36	38	40	42	44	46	48	50	52	54	56	58
Standard seat Junior	○	○	○	○									
Standard seat small			○	○	○	○	○						
Standard seat large					○	○	○	○	○				
Standard seat XL					○	○	○	○	○				
VAS			○	○	○	○	○	○	○	○	○	○	○

Seat cushion (only possible in combination with standard seat or VAS, mandatory information) see exclusions 9.0) 9.1)

○ EC011	Without seat cushion	Inclusive
○ EC012	Seat cushion, black cover (Functional height 5 cm)	Inclusive
○ EC034	Livo (max. user weight 125 kg; Functional height 5 cm) see exclusions 11.4), 11.6)	£101.00
○ EC035	Evoflair (max. user weight 200 kg; Functional height 8 cm) see exclusions 11.7)	£376.00
○ EC014	Terra (up to 150 kg; Functional height 6 cm) see exclusions 11.1) 11.2)	£204.00
○ EC015	Terra Aquos (up to 150 kg; Functional height 6 cm) see exclusions 11.1) 11.2)	£241.00
○ EC016	Terra Flair (up to 150 kg; Functional height 6 cm) see exclusions 11.1) 11.3)	£441.00
○ EC018	Cloud (Functional height 11 cm) see exclusions 11.5)	£635.00
○ EC020	Contour, low contoured, Dartex® fabric cover (Functional height 7 cm) see exclusions 11.8) 11.10) bis 11.12)	£361.00
○ EC021	Contour, deep contoured, Dartex® fabric cover (Functional height 9 cm) see exclusions 11.8) 11.10) bis 11.12)	£361.00

Please refer to our seat cushion brochure for information on additional seat cushions.

Accessories for Contour seat cushion with Dartex® fabric cover 87.0)

□ EC039	Incontinence barrier (fitted by specialist dealer)	£27.00
---------	---	--------

Power wheelchair *Juvo B6*.

Back support version (possible only in combination with standard seat or VAS, mandatory information) see exclusions 9.1)

<input type="radio"/>	ED032	Without back support upholstery	Inclusive
<input type="radio"/>	ED033	Back support upholstery, adaptable	£153.00
<input type="radio"/>	ED034	Back support cushion low contoured Dartex® fabric cover (seat depth reduction by approx. 2 cm) see exclusions 9.0) 11.8)	£452.00
<input type="radio"/>	ED035	Back support cushion deep contoured Dartex® fabric cover (seat depth reduction by approx. 2 cm) see exclusions 9.0) 11.8)	£452.00
<input type="radio"/>	ED050	Back support cushion low contoured AD Dartex® fabric cover (adaptable, seat depth reduction by approx. 2 cm) see exclusions 13.2)	£472.00
<input type="radio"/>	ED051	Back support cushion deep contoured AD Dartex® fabric cover (adaptable, seat depth reduction by approx. 2 cm) see exclusions 13.2)	£472.00
<input type="radio"/>	ED036	Baxx aluminium flat top back support (max. load 113 kg, without shoulder recess, mounting accessories Quick-release certified for transportation in a vehicle for transporting persons with reduced mobility, seat depth reduction by approx. 2 cm, not for standard seat) see exclusions 11.6) 13.2) 13.3)	£498.00

Accessories for back support Contour (possible only in combination with flat or deep contoured back support pad, mandatory information) see exclusions 14.0) 14.1)

<input type="radio"/>	ED039	Side panels (possible only in combination with deep contoured back support pad) see exclusions 15.1)	£57.00
<input type="radio"/>	ED040	Lumbar support	£57.00

Back support height for Baxx (possible only in combination with Baxx aluminium flat top back support; mandatory information) see exclusions 16.0) 16.1)

<input type="radio"/>	ED041	High (18"/46 cm)	Inclusive
<input type="radio"/>	ED042	Extra high (20"/51 cm)	Inclusive

Back support contour for Baxx (possible only in combination with Baxx aluminium flat top back support; mandatory information) see exclusions 16.0) 16.1)

<input type="radio"/>	ED043	Active (2,5"/6 cm)	Inclusive
<input type="radio"/>	ED044	Deep (4"/10 cm)	Inclusive
<input type="radio"/>	ED045	Extra deep (6"/15 cm)	Inclusive

Colour for Baxx (possible only in combination with Baxx aluminium flat top back support; mandatory information) see exclusions 16.0) 16.1)

<input type="radio"/>	ED014	Candy red	Inclusive	<input type="radio"/>	EDM51	Sunny orange (texture)	Inclusive
<input type="radio"/>	ED016	Silver metallic	Inclusive	<input type="radio"/>	EDM52	Rich lime (texture)	Inclusive
<input type="radio"/>	ED023	White RAL 9016	Inclusive	<input type="radio"/>	EDM53	Kordia cherry (texture)	Inclusive
<input type="radio"/>	EDM48	Obsidian black (texture)	Inclusive	<input type="radio"/>	EDM54	Pebblestone Grey (texture)	Inclusive
<input type="radio"/>	EDM49	Granite metallic (texture)	Inclusive	<input type="radio"/>	EDM55	Blueberry (texture)	Inclusive
<input type="radio"/>	EDM50	Aubergine (texture)	Inclusive				

Power wheelchair Juvo B6.

Seat inclination (pre-tilt)

<input type="radio"/>	-3° see exclusions 19.1) 19.2) 19.3)	Inclusive
<input type="radio"/>	0°	Inclusive
<input type="radio"/>	3°	Inclusive
<input type="radio"/>	6° (max. load weight 160 kg) see exclusions 5.1)	Inclusive
<input type="radio"/>	9° (max. load weight 160 kg) see exclusions 5.1)	Inclusive

Seat height (at 0° seat tilt, without seat cushion, suspension fully extended/without user) SH >= LLL + 3 cm

FWD, RWD, MWD Size 1 & 2	cm	41	43	45	47	49	51	53	55	57
	Inch	16,5	17,5	18	18,5	19,5	20,5	21	22	23
Notices and exclusions		21.0) bis 21.6) 21.9) 21.10)	21.0) 21.5) bis 21.7) 21.9) 21.10) 21.14) bis 21.17)	21.0) 21.5) 21.6) 21.15) bis 21.17)	21.0) 21.15) 21.17)	8.12) 21.0) 21.6) 21.15)	8.12) 21.0) 21.6)	5.1) 19.1) 21.0) 21.6) 21.12)	5.1) 19.1) 21.0) 21.6) 21.13)	19.1) 19.3) 21.0) 21.6) 21.8) 21.12) 21.13)
Standard seat		<input type="radio"/>	<input type="radio"/>	<input type="radio"/>	<input type="radio"/>	<input type="radio"/>	<input type="radio"/>	<input type="radio"/>	<input type="radio"/>	
Vario Adjust Seat (VAS)			<input type="radio"/>	<input type="radio"/>	<input type="radio"/>	<input type="radio"/>	<input type="radio"/>	<input type="radio"/>	<input type="radio"/>	<input type="radio"/>
Standard seat; tilt 45°					<input type="radio"/>	<input type="radio"/>	<input type="radio"/>	<input type="radio"/>	<input type="radio"/>	<input type="radio"/>
Vario Adjust Seat (VAS); tilt 45°					<input type="radio"/>	<input type="radio"/>	<input type="radio"/>	<input type="radio"/>	<input type="radio"/>	<input type="radio"/>
Standard seat; tilt 45° & seat height adjustment					<input type="radio"/>					
Vario Adjust Seat (VAS); tilt 45° & seat height adjustment					<input type="radio"/>					

Seat height measured without load from floor to top of seat plate, at 0° pre-tilt, without seat height adjustment and without seat cushion. Under load the specified seat height will be min. 1 cm.

Power seat adjustment (only possible in combination with seat inclination 0°)

<input type="radio"/>	EC025	Power seat tilt 45° with centre of gravity shifting see exclusions 20.0) 20.11) to 20.13) 20.24) 20.29) 20.30)	£1047.00
<input type="radio"/>	EC026	Power seat height adjustment 35 cm see exclusions 20.0) 20.11) to 20.14) 20.25) 20.29) 20.30) 42.3)	£2476.00
<input type="radio"/>	EC027	Power seat height adjustment 35 cm with 45° seat tilt, with centre of gravity shifting see exclusions 20.0) 20.11) to 20.14) 20.25) 20.29) 20.30) 42.3)	£2898.00
<input type="radio"/>	EC033	Without see exclusions 20.15) to 20.23) 20.26) to 20.28) 20.31) 20.32)	Inclusive

Seat adjustment accessories

<input type="checkbox"/>	ES307	Stabilisation for seat height adjustment (see exclusion 85.1)	£75.00
--------------------------	-------	--	--------

Back support angle adjustment (mandatory information in combination with standard seat or VAS) see exclusions 9.1)

<input type="radio"/>	ED046	Mechanical in increments (standard seat: 0/10/20/30° or -9/1/11/21°; VAS: -5/0/10/20/30°9; possible only in combination with standard seat or VAS) see exclusions 9.0)	Inclusive
<input type="radio"/>	ED047	Power (Standard seat 30°; VAS -5° to 30°)	£553.00

Power wheelchair *Juvo B6*.

Mounting kit for head/neck supports

<input type="radio"/>	EL001	Gooseneck	£183.00
<input type="radio"/>	EL002	Multi-axis, offset	£164.00
<input type="radio"/>	EL003	Multi-axis, straight	£167.00
<input type="radio"/>	EL031	UniLink holder for head support, multi-axis (suitable only for Advanced line head supports; not possible in combination with EL006, EL007, EL013 to EL016)	£334.00

UniLink accessories (may be used to compensate the distance at kyphotic head posture) see exclusions 83.0)

<input type="radio"/>	EL039	UniLink extension, 38 mm	£85.00
<input type="radio"/>	EL038	UniLink extension, 50 mm	£85.00
<input type="radio"/>	EL040	UniLink extension, 75 mm	£85.00

Head/neck supports (possible only in comb. with mounting kit for head/neck supports, mandatory information)) see exclusions 24.0) 24.1)

Care line

<input type="radio"/>	EL006	Head support, small (PU) see exclusions 24.2)	£71.00
<input type="radio"/>	EL007	Head support, large (PU) see exclusions 24.2)	£71.00
<input type="radio"/>	EL013	Head/neck support, small (PU) see exclusions 24.2)	£71.00
<input type="radio"/>	EL014	Head/neck support, large (PU) see exclusions 24.2)	£71.00
<input type="radio"/>	EL015	Head/neck support, X-shape, small (PU) see exclusions 24.2)	£99.00
<input type="radio"/>	EL016	Head/neck support, X-shape, large (PU) see exclusions 24.2)	£99.00

Advanced line

<input type="radio"/>	EL033	Comfort Plus, size S	£226.00
<input type="radio"/>	EL034	Comfort Plus, size M	£241.00
<input type="radio"/>	EL035	Comfort Plus, size L	£255.00
<input type="radio"/>	EL036	Combo (3-pad), size S	£410.00
<input type="radio"/>	EL037	Combo (3-pad), size L	£426.00

Belts (mandatory information in combination with category B) see exclusions 25.0)

<input type="radio"/>	EP001	Standard lap belt	Inclusive
<input type="radio"/>	EP002	2-point lap belt, padded, metal buckle	£137.00
<input type="radio"/>	EP003	2-point lap belt, padded, plastic buckle	£119.00
<input type="radio"/>	EP020	2-point lap belt with metal buckle and rewinder (buckle on side of joystick) see exclusions 11.8) 25.2)	£241.00

Power wheelchair *Juvo B6*.

Chest/shoulder harnesses

<input type="radio"/>	EP005	Dynamic harness, size S	£228.00
<input type="radio"/>	EP006	Dynamic harness, size M	£228.00
<input type="radio"/>	EP007	Dynamic harness, size L	£228.00
<input type="radio"/>	EP008	Sternum harness, size S	£212.00
<input type="radio"/>	EP009	Sternum harness, size M	£212.00
<input type="radio"/>	EP010	Sternum harness, size L	£228.00
<input type="radio"/>	EP011	Slimline sternum harness, size S	£212.00
<input type="radio"/>	EP012	Slimline sternum harness, size M	£212.00
<input type="radio"/>	EP013	Slimline sternum harness, size L	£228.00
<input type="radio"/>	EP014	Shoulder harness, size S	£243.00
<input type="radio"/>	EP015	Shoulder harness, size M	£243.00
<input type="radio"/>	EP016	Shoulder harness, size L	£226.00

VAS accessories (possible only in combination with VAS) see exclusions 13.2)

<input type="radio"/>	ED048	Push handles	£69.00
<input type="radio"/>	ES302	Thigh lateral supports, size M (1 pair of outer thigh lateral supports with UniLink mounting materials, multi-axis adjustment) see exclusions 4.1) 27.1)	£733.00
<input type="radio"/>	ES303	Thigh lateral supports, size S (1 pair of outer thigh lateral supports with UniLink mounting materials, multi-axis adjustment) see exclusions 4.1) 27.2)	£723.00

Back support extension for VAS see exclusions 13.2)

<input type="radio"/>	ED060	15 cm see exclusions 86.1) 86.2) 86.3)	£421.00
<input type="radio"/>	ED061	15 cm with traverse see exclusions 86.1) 86.2) 86.3)	£601.00

Arm supports

<input type="radio"/>	EE023	Standard	Inclusive
<input type="radio"/>	EE024	Flip-up (effective seat width (+/- 1 cm per side) on standard seat small, SW 42 cm; standard seat large, SW 48 cm; standard seat XL, SW 56 cm; VAS plus 2 cm) (max. user weight 125 kg; not in combination with standard seat junior) see exclusions 11.6) 11.8) 79.1) bis 79.4)	£260.00
<input type="radio"/>	EE026	Reinforced see exclusions 13.2) 27.1) 27.2) 79.5) 79.6)	£47.00

Padding for arm support and clothing guard can be ordered from the spare parts catalogue.

Arm pad

<input type="radio"/>	EE060	Pads short (27 cm)	Inclusive
<input type="radio"/>	EE061	Pads large (37 cm)	£49.00

Power wheelchair *Juvo B6*.

Leg support version

<input type="radio"/> EB001	Standard (LLL is required) see exclusions 20.29) 28.1) 28.50) 28.51)	Inclusive
<input type="radio"/> EB002	Mechanically elevating with length adjustment (with length adjustment, not available for LLL < 21 cm; LLL is required) see exclusions 4.1) 28.1) to 28.4) 28.45) 28.50) 28.51)	£652.00
<input type="radio"/> EB003	Power elevating with length adjustment and separate control (not available for LLL < 21 cm; LLL is required) see exclusions 4.1) 28.1) to 28.4) 28.6) 28.7) 28.50) 28.51)	£1318.00
<input type="radio"/> EB004	Power elevating with length adjustment and simultaneous control (not available for LLL < 21 cm; LLL is required) see exclusions 28.1) to 28.4) 28.6) 28.7) to 28.50) 28.51)	£1297.00
<input type="radio"/> EB013	Centrally mounted leg support (LLL is required) exclusions see tables from page 24; see exclusions 28.1) 28.9) to 28.44) 28.46) to 28.49)	£914.00
<input type="radio"/> EB005	Without leg support (not possible in combination with selected lower leg length) see exclusions 28.8)	Inclusive

Foot plate version see exclusions 29.0) 29.1)

<input type="radio"/> EB006	Individual, plastic foot plate (standard equipment by EB001, max. user weight 140 kg; not available on elevating leg supports) see exclusions 4.1) 29.2) to 29.3) 29.6)	Inclusive
<input type="radio"/> EB007	Individual, aluminium foot plate see exclusions 5.1) 29.11)	£268.00
<input type="radio"/> EB009	Single-panel, aluminium foot plate see exclusions 29.10)	£231.00

Leg support accessories

<input type="radio"/> EB010	Lateral leg pad for power and mechanical elevating leg supports (pair) (possible only in combination with mechanically or power elevating leg support adjustment) see exclusions 30.1)	£213.00
<input type="radio"/> EB017	Lock for single panel aluminium foot plate (only possible in combination with EB009) see exclusions 30.2) 30.3) 30.4)	£82.00
<input type="radio"/> EB022	Amputation leg support right see exclusions 4.1) 30.5)	£755.00
<input type="radio"/> EB023	Amputation leg support left see exclusions 4.1) 30.5)	£755.00

Batteries

<input type="radio"/> EU032	Gel 63 Ah (C5) / 74 Ah (C20) (possible only in combination with chassis size 2 see exclusions 31.1)	£593.00
<input type="radio"/> EU500	Gel 62 Ah (C5) / 79,6 Ah (C20) Basic (possible only in combination with chassis size 2 see exclusions 31.1)	Inclusive
<input type="radio"/> EU034	AGM 75Ah (C5) / 80Ah (C20) see exclusions 31.1)	£760.00

Battery charger

<input type="radio"/> EU041	Battery charger 8 A, fanless (suitable only for batteries with 56 Ah (C5)) see exclusions 32.1) 32.3)	Inclusive
<input type="radio"/> EU042	Battery charger 12 A, incl. external charging receptacle (magnetic, installation side right) see exclusions 32.3)	£368.00

Additional charging receptacle

<input type="radio"/> EU043	External charging receptacle (magnetic, installation side right; possible only with EU040; recommended with an existing 12 A battery charger) see exclusions 75.1)	£170.00
-----------------------------	---	---------

Power wheelchair *Juvo B6*.

Caster wheel swing arm

<input type="radio"/>	EF001	Suspension	£55.00
<input type="radio"/>	EF002	No suspension see exclusions 5.1) 19.3)	Inclusive

Caster wheels

<input type="radio"/>	EF003	6" PU Komfort (only for MWD) see exclusions 19.1) 64.6)	£47.00
<input type="radio"/>	EF005	9" pneumatic, puncture-resistant see exclusions 19.3)	Inclusive
<input type="radio"/>	EF006	9" puncture-proof see exclusions 19.3)	Inclusive
<input type="radio"/>	EF007	10" pneumatic, puncture-resistant see exclusions 19.3)	Inclusive
<input type="radio"/>	EF008	10" puncture-proof see exclusions 19.3)	Inclusive

Drive wheels

<input type="radio"/>	EG001	14" pneumatic, puncture-resistant	Inclusive
<input type="radio"/>	EG002	14" puncture-proof	Inclusive

Tyre colour

<input type="radio"/>	EG011	Grey	Inclusive
<input type="radio"/>	EG012	Black	Inclusive

Tread

<input type="radio"/>	EG013	Ribs (only with tyre colour grey) see exclusions 37.1)	Inclusive
<input type="radio"/>	EG014	Lugs see exclusions 19.3)	Inclusive
<input type="radio"/>	EG015	Caster wheels with ribs, drive wheels with lugs see exclusions 37.2)	Inclusive

Wheelchair colour

<input type="radio"/>	014	Candy red	Inclusive	<input type="radio"/>	051	Sunny orange (texture)	Inclusive
<input type="radio"/>	016	Silver metallic	Inclusive	<input type="radio"/>	052	Rich lime (texture)	Inclusive
<input type="radio"/>	023	White RAL 9016	Inclusive	<input type="radio"/>	053	Kordia cherry (texture)	Inclusive
<input type="radio"/>	048	Obsidian black (texture)	Inclusive	<input type="radio"/>	054	Pebblestone Grey (texture)	Inclusive
<input type="radio"/>	049	Granite metallic (texture)	Inclusive	<input type="radio"/>	055	Blueberry (texture)	Inclusive
<input type="radio"/>	050	Aubergine (texture)	Inclusive				

Chassis accessories

<input type="radio"/>	EA010	Splash guard for drive wheels (included on FWD; not possible in conjunction with the combination of RWD, VAS and SH 43 cm) see exclusions 39.1) to 39.2)	£83.00
<input type="radio"/>	EA011	Splash guard for caster wheels	£28.00

Caster wheel swivel lock

<input type="radio"/>	EF020	Mechanical (possible only in conjunction with the combination of splash guard for drive wheels and splash guard for caster wheels) see exclusions 19.3) 40.1)	£487.00
-----------------------	-------	---	---------

Power wheelchair *Juvo B6*.

Chassis safety accessories

<input type="radio"/>	EF021	Curb climbing assist (only for RWD) see exclusions 19.1) 19.3) 41.2)	£404.00
<input type="radio"/>	ES002	Kit for vehicle transport (max. load capacity 140 kg) see exclusions 4.1) 41.4)	Inclusive
<input type="radio"/>	ES013	Ottobock installation kit for Dahl docking system see exclusions 4.1) 41.3)	£99.00

General accessories

<input type="checkbox"/>	ES003	Pocket for mobile phone	£48.00
<input type="checkbox"/>	ES004	Luggage carrier see exclusions 5.1)	£170.00
<input type="checkbox"/>	ES005	Crutch holder	£113.00
<input type="checkbox"/>	ES006	Rear-view mirror (installation side across from control panel side or swivel mechanism for mid-tray control or TEN° tray module) see exclusions 42.1)	£170.00
<input type="checkbox"/>	ES007	Tool kit	£57.00
<input type="checkbox"/>	ES010	Beverage holder	£29.00
<input type="checkbox"/>	ES011	Airman pump see exclusions 68.0)	£187.00
<input type="checkbox"/>	ET001	External horn	£490.00
<input type="checkbox"/>	ES012	Therapy tray (swivel mechanism across from control panel side; not possible in combination with ES006) see exclusions 42.2) 42.3)	£547.00
<input type="checkbox"/>	ES023	Backpack hooks	£85.00
<input type="checkbox"/>	ES305	Backpack with Ottobock logo	£61.00
<input type="checkbox"/>	ES306	Catheter bag, large	£45.00
<input type="checkbox"/>	ES300	Transfer handle, left 27.1) 27.2) 42.4) 42.5) 42.6) 42.7)	£101.00
<input type="checkbox"/>	ES301	Transfer handle, right 27.1) 27.2) 42.4) 42.5) 42.6) 42.7)	£101.00

Receptacle for external power supply, right (front right next to safety switch, mandatory information) see exclusions 43.0) 43.1)

<input type="radio"/>	ET002	12 V	£283.00
<input type="radio"/>	ET003	24 V	£107.00
<input type="radio"/>	ET004	USB	£122.00

Receptacle for external power supply, left (front left next to safety switch, mandatory information) see exclusions 44.0) 44.1)

<input type="radio"/>	ET005	12 V (not possible in combination with receptacle for external power supply, right, 12 V or 24 V) see exclusions 44.2)	£283.00
<input type="radio"/>	ET006	24 V (not possible in combination with receptacle for external power supply, right, 12 V or 24 V) see exclusions 44.2)	£107.00
<input type="radio"/>	ET007	USB	£122.00

Lighting see exclusions 63.0)

<input type="radio"/>	ES021	Electric lighting according to German Motor Vehicle Safety Standards (StVZO)	£693.00
-----------------------	-------	---	---------

Power wheelchair Juvo B6.

Control device

<input type="radio"/>	EU050	VR2 (90 A), without power functions and lighting (not recommended for user weight > 120 kg) see exclusions 45.1) 45.4) to 45.6)	Inclusive
<input type="radio"/>	EU051	VR2 (90 A), max. 2 power functions and lighting possible (not recommended for user weight > 120 kg) see exclusions 45.3) to 45.5) 45.8)	Inclusive
<input type="radio"/>	EU061	VR2 (90 A) power module with tray module, manual flip over (max. 2 power funktions and lighting are possible) see exclusions 42.1) 45.3) to 45.5) 45.8) 45.9)	£1093.00
<input type="radio"/>	EU053	R-net/TEN° (120 A) power module (mandatory for 14 km/h, recommended for >150 kg user weight)	£116100

Input for R-net/TEN° power module see exclusions 46.0) to 46.2)

<input type="radio"/>	EU079	R-net LED hand module	£1074.00
<input type="radio"/>	EU065	TEN° hand module, standard colour Shimano matte	£1170.00
<input type="radio"/>	EU063	TEN° (120 A), tray module, electrical flip over (incl. 1 Piko button for rotation) exclusions see 42.1) 42.3) 45.9) Note: The supplied horn can be perceived as too quiet; Ottobock recommends the use of an external horn, if no TEN° Display module is used	£2257.00

Joystick for TEN° tray module see exclusions 80.0) 80.1)

<input type="radio"/>	EU116	Required force 250 g	Inclusive
<input type="radio"/>	EU117	Required force 120 g	£1478.00

External buttons (connection on TEN° control panel or tray module; possible only in combination with TEN° (120 A) control device or TEN° tray module, electrical flip-over) see exclusions 48.0)

<input type="radio"/>	EU067	2 Piko buttons, diameter 50 mm (red/black)	£383.00
<input type="radio"/>	EU068	2 Piko buttons, diameter 30 mm (red/black)	£383.00
<input type="radio"/>	EU097	Button module (for power seat functions, installation opposite control panel side)	£1358.00
<input type="radio"/>	EU098	Button module (for power seat functions) incl. 1 Piko button diameter 30 mm (for installation on TEN° control panel, Piko button red for on/off)	£1413.00
<input type="radio"/>	EU099	Button module (for power seat functions) incl. 1 Piko button diameter 50 mm (for installation on TEN° control panel, Piko button red for on/off)	£1413.00

Holder for hand module see exclusions 49.0) 49.2)

<input type="radio"/>	EU070	Control panel holder, standard (possible only in combination with VR2) see exclusions 49.3)	Inclusive
<input type="radio"/>	EU071	Control panel holder, swing-away in parallel, 6 cm height-adjustable	Inclusive
<input type="radio"/>	EU072	Control panel holder, swing-away in parallel, 14 cm height-adjustable	£85.00
<input type="radio"/>	EU440	Control panel holder, swing-away in parallel, 6 cm height-adjustable, pluggable	£380.00
<input type="radio"/>	EU441	Control panel holder, swing-away in parallel, 14 cm height-adjustable, pluggable	£380.00

Mounting material tray for TEN° tray module see exclusions 80.0) 80.1)

<input type="radio"/>	ES014	Tray with attachment, TEN° tray module centrally mounted	£893.00
<input type="radio"/>	ES015	Tray (without cut-out) with attachment, incl. cutting template for TEN° tray module (for individual placement by the dealer)	£838.00
<input type="radio"/>	ES016	Attachment only, incl. cutting template for TEN° tray module (for individual placement by the dealer)	£481.00
<input type="radio"/>	ES017	Cutting template for TEN° tray module (for individual placement by the dealer)	£85.00

Power wheelchair *Juvo B6*.

Mounting side for holder for hand module or tray

(for VR2, for mid-tray control (MTC) or TEN° tray module; mandatory information) see exclusions 50.0) 50.1)

<input type="radio"/>	Right	
<input type="radio"/>	Left	

Joystick top

<input type="radio"/>	EU080	Fork for tetraplegics, horizontal (adjustable for hand width 70 - 90 mm) see exclusions 51.1) 51.2)	£152.00
<input type="radio"/>	EU081	Stick S80 (special joystick handle 80 mm) see exclusions 51.1) 51.2)	£99.00
<input type="radio"/>	EU082	Soft ball, black cover see exclusions 51.1) 51.2)	£170.00
<input type="radio"/>	EU083	Ball top, smal (diameter 43 mm) see exclusions 51.1) 51.2)	£113.00
<input type="radio"/>	EU084	Ball top, large (diameter 48 mm) see exclusions 51.1) 51.2)	£113.00
<input type="radio"/>	EU085	Soft balls see exclusions 51.1)	£105.00

Module for control device R-net/TEN° (possible only in combination with TEN° control device) see exclusions 46.0) 52.0)

<input type="radio"/>	EU054	TEN° LCD module (when using 1-switch scan drive, programming by service required; please order button separately; adapter switch box not required) see exclusions 52.0) 52.1)	£1907.00
<input type="radio"/>	EU055	Input/Output module (required e.g. for Easywave radio control) see exclusions 52.2) 52.3)	£1124.00

Holder for TEN° LCD module (possible only in combination with TEN° LCD module, mandatory information) see exclusions 53.0) 53.1)

<input type="radio"/>	EU073	Standard (installation across from control panel side; not possible in combination with tray) see exclusions 42.1) 51.2)	£99.00
<input type="radio"/>	EU074	With gooseneck (installation across from control panel side; not possible in combination with tray) see exclusions 42.1) 51.2)	£283.00
<input type="radio"/>	EU075	With gooseneck for tray (included)	£226.00

Special input device for TEN° LCD-Modul (possible only in combination with TEN° LCD module) see exclusions 52.0) 53.0)

<input type="radio"/>	EU100	mo-Vis micro joystick (required force 10 g)	£4072.00
<input type="radio"/>	EU101	mo-Vis multi joystick (required force 50 g)	£4349.00
<input type="radio"/>	EU102	mo-Vis all-round joystick light (required force 120 g)	£3082.00
<input type="radio"/>	EU128	mo-Vis all-round joystick (required force 250 g)	£2126.00
<input type="radio"/>	EU129	mo-Vis all-round heavy duty joystick (required force 650 g)	£4099.00
<input type="radio"/>	EU150	Calibratable mini joystick	£1065.00
<input type="radio"/>	EU104	Button control (for 3 or 4 buttons as driving input via adapter box, 2 additional buttons included on/off + mode on TEN° LCD module)	£720.00

Top for calibratable mini joystick see exclusions 84.0) 84.1)

<input type="radio"/>	EU131	Soft ball with elastomer	£167.00
<input type="radio"/>	EU132	Soft ball with spring, hard	£141.00
<input type="radio"/>	EU133	Soft ball with spring, soft	£142.00
<input type="radio"/>	EU134	Control knob with elastomer	£109.00

Power wheelchair *Juvo B6*.

Number of buttons for button control (possible only in comb. with button control, mandatory information) see exclusions 55.0) 55.1)

<input type="radio"/>	3 Buttons
<input type="radio"/>	4 Buttons

Button 1 for button control (mandatory information with number of buttons for button control = 3, 4; only in combination with number of buttons for button control = 3, 4) see exclusions 72.0) 72.1)

<input type="radio"/>	EU086	Piko button diameter 50 mm red	£198.00
<input type="radio"/>	EU087	Piko button diameter 50 mm yellow	£198.00
<input type="radio"/>	EU088	Piko button diameter 50 mm black	£198.00
<input type="radio"/>	EU089	Piko button diameter 50 mm silver	£198.00
<input type="radio"/>	EU090	Piko button diameter 30 mm red	£198.00
<input type="radio"/>	EU091	Piko button diameter 30 mm yellow	£198.00
<input type="radio"/>	EU092	Piko button diameter 30 mm black	£198.00
<input type="radio"/>	EU093	Piko button diameter 30 mm silver	£198.00

Button 2 for button control (mandatory information with number of buttons for button control = 3, 4; only in combination with number of buttons for button control = 3, 4) see exclusions 72.0) 72.1)

<input type="radio"/>	EU186	Piko button diameter 50 mm red	£198.00
<input type="radio"/>	EU187	Piko button diameter 50 mm yellow	£198.00
<input type="radio"/>	EU188	Piko button diameter 50 mm black	£198.00
<input type="radio"/>	EU189	Piko button diameter 50 mm silver	£198.00
<input type="radio"/>	EU190	Piko button diameter 30 mm red	£198.00
<input type="radio"/>	EU191	Piko button diameter 30 mm yellow	£198.00
<input type="radio"/>	EU192	Piko button diameter 30 mm black	£198.00
<input type="radio"/>	EU193	Piko button diameter 30 mm silver	£198.00

Button 3 for button control (mandatory information with number of buttons for button control = 3, 4; only in combination with number of buttons for button control = 3, 4) see exclusions 72.0) 72.1)

<input type="radio"/>	EU286	Piko button diameter 50 mm red	£198.00
<input type="radio"/>	EU287	Piko button diameter 50 mm yellow	£198.00
<input type="radio"/>	EU288	Piko button diameter 50 mm black	£198.00
<input type="radio"/>	EU289	Piko button diameter 50 mm silver	£198.00
<input type="radio"/>	EU290	Piko button diameter 30 mm red	£198.00
<input type="radio"/>	EU291	Piko button diameter 30 mm yellow	£198.00
<input type="radio"/>	EU292	Piko button diameter 30 mm black	£198.00
<input type="radio"/>	EU293	Piko button diameter 30 mm silver	£198.00

Power wheelchair *Juvo B6*.

Button 4 for button control (mandatory information with number of buttons for button control = 3, 4; only in combination with number of buttons for button control = 3, 4) see exclusions 74.0) 74.1)

<input type="radio"/>	EU386	Piko button diameter 50 mm red	£198.00
<input type="radio"/>	EU387	Piko button diameter 50 mm yellow	£198.00
<input type="radio"/>	EU388	Piko button diameter 50 mm black	£198.00
<input type="radio"/>	EU389	Piko button diameter 50 mm silver	£198.00
<input type="radio"/>	EU390	Piko button diameter 30 mm red	£198.00
<input type="radio"/>	EU391	Piko button diameter 30 mm yellow	£198.00
<input type="radio"/>	EU392	Piko button diameter 30 mm black	£198.00
<input type="radio"/>	EU393	Piko button diameter 30 mm silver	£198.00

Special input device (direct connection to the bus system; possible only in combination with TEN° control device; not possible in combination with special controls with TEN° LCD module) see exclusions 46.0) 48.0) 57.0)

<input type="radio"/>	EU105	mo-Vis micro joystick (required force 10 g)	£4224.00
<input type="radio"/>	EU106	mo-Vis multi joystick (required force 50 g)	£3978.00
<input type="radio"/>	EU107	mo-Vis all-round joystick light (required force 120 g)	£3331.00
<input type="radio"/>	EU108	mo-Vis all-round joystick (required force 250 g)	£2323.00
<input type="radio"/>	EU109	mo-Vis all-round heavy duty joystick (required force 650 g)	£4157.00

Holder for special input device see exclusions 58.0) 58.1)

<input type="radio"/>	EU076	Power chin swivel arm, installation side left on the back support (to hold joysticks, sip & puff and button controls) see exclusions 42.3) 48.0) 58.2) 58.4) 58.7) 58.9)	£2703.00
<input type="radio"/>	EU077	Power chin swivel arm, installation side right on the back support (to hold joysticks, sip & puff and button controls) see exclusions 42.3) 48.0) 58.2) 58.4) 58.7) 58.9)	£2703.00
<input type="radio"/>	EU137	mo-Vis shoulder bracket see exclusions 58.8)	£2120.00
<input type="radio"/>	EU078	Holder for tray (must be installed by the customer) see exclusions 42.3)	£596.00
<input type="radio"/>	EU110	Holder for arm support incl. 1 finger button (for on/off, installation on control panel side) see exclusions 58.6)	£341.00
<input type="radio"/>	EU111	Holder for arm support incl. 2 finger buttons (for on/off, installation on control panel side) see exclusions 58.5)	£456.00
<input type="radio"/>	EU112	Holder for arm support incl. 1 piko button (diameter 30 mm red for on/off, installation on control panel side) see exclusions 58.6)	£334.00
<input type="radio"/>	EU113	Holder for arm support incl. 2 piko buttons (diameter 30 mm red/black for on/off and mode, installation on control panel side) see exclusions 58.5)	£517.00
<input type="radio"/>	EU118	Without attachment incl. 2 Piko-Buttons (diameter 30 mm red/black for on/off and mode)	£424.00

Actuator module for R-net/TEN° control device see exclusions 46.0) 59.0) 59.1)

<input type="radio"/>	EU056	Actuator module (required for lighting and/or power seat functions on TEN° (120 A)	£638.00
-----------------------	-------	---	---------

Control device accessories

<input type="checkbox"/>	EU057	Attendant control see exclusions 60.2) 60.3)	£999.00
<input type="checkbox"/>	EU094	Easywave radio module (possible only in combination with input/output module) see exclusions 60.1)	£385.00

Power wheelchair Juvo B6.

Attendant control installation side (possible only in combination with attendant control; mandatory information) see exclusions 61.0) 61.1)

<input type="radio"/>	Right see exclusions 61.2)	
<input type="radio"/>	Left	

Drive unit

<input type="radio"/>	ET010	Standard (max. user weight 140 kg; possible only in comb. with overall weight <= 260 kg; not possible in combination with TEN° control device (120A) or TEN° tray module, electrical flip-over)) see exclusions 4.1) 4.2) 45.2) 65.1)	Inclusive
<input type="radio"/>	ET016	Performance (recommended for user weight > 100 kg; widening size 1 to 620 mm)	Inclusive
<input type="radio"/>	ET011	High performance (recommended for user weight > 100 kg; mandatory 14 km/h; (widening size 1 to 620 mm)	£668.00

Speed

<input type="radio"/>	ET012	6 km/h	Inclusive
<input type="radio"/>	ET013	7,2 km/h see exclusions 66.1)	Inclusive
<input type="radio"/>	ET014	10 km/h (not in combination with FWD and VR2) see exclusions 5.1) 45.4) 64.2) 66.1) 66.5)	Inclusive
<input type="radio"/>	ET015	14 km/h (only in comb. with RWD and TEN° (120A)) see exclusions 4.2) 19.1) 45.2) 46.0) 66.1) 66.3) 66.4)	£128.00

Drive option (possible only for Germany and speed > 6 km/h; mandatory information) see exclusions 67.0) 67.1)

<input type="radio"/>	ET008	Individual type approval for speed > 6 km/h (required only for Germany)	£544.00
-----------------------	-------	---	---------

Drive unit warranty extension (only for drive motors, not for actuators)

<input type="radio"/>	EW002	From 24 months to 48 months (the Mobility Solutions GmbH terms and exclusions apply) see exclusions 5.1)	£85.00
-----------------------	-------	---	--------

Track stabiliser (mandatory information in conjunction with the combination of front-wheel drive and VR2 control device or front-wheel drive and TEN° control device) see exclusions 64.0)

<input type="radio"/>	EF022	Mechanical (not possible in comb. with drive type MWD; possible only in comb. with chassis acc. splash guard for caster wheels; not possible in comb. of drive type FWD and speed > 7,2 km/h) see exclusions 19.3) 40.2) 64.3)	Inclusive
<input type="radio"/>	EF023	Power (gyro-module, included for FWD 10 km/h; not in combination with FWD and VR2; depending on terrain, the specified driving distance range can be reduced when using a gyro) see exclusions 2.1) 46.0)	£572.00
<input type="radio"/>	EF024	Mechanical incl. ASM (stability control; only in combination with TEN°, only for Australia, Canada or USA, not for RWD) see exclusions 19.3) 46.0) 64.5) 64.6)	£459.00

Memory module for power seat functions (possible only in combination with TEN° (120A) control device or TEN° tray module, electrical flip-over) see exclusions 46.0) 48.0)

<input type="radio"/>	EU122	Back support angle adjustment, pre-programmed, 20° see exclusions 77.1) 77.2)	£452.00
<input type="radio"/>	EU123	Seat tilt, pre-programmed, 20° see exclusions 77.2) 77.3)	£452.00
<input type="radio"/>	EU124	Back support angle adjustment/seat tilt, pre-programmed 35°/15° see exclusions 77.4) bis 77.6)	£961.00

Option for electric seat adjustment

<input type="radio"/>	EU127	Speed limiter (sum angle >35°) see exclusions 77.3) 82.0) 82.1)	£237.00
-----------------------	-------	--	---------

Additional instructions for use (additional IFU for non-national languages) see exclusions 68.0)

<input type="checkbox"/>	ES028	Qualified personnel	£11.00
<input type="checkbox"/>	ES029	User	£11.00

Power wheelchair *Juvo B6*.



EC001-EC004
Standard seat



EC005 VAS (Vario Adjust Seat)



ED050/051 Contour back support cushion AD




ED036 Baxx aluminium flat top back support




EC020/ED034 Contour seat with low contour



EC021/ED035 Contour seat with deep contour



ED039 Side panels



ED040 Lumbar support



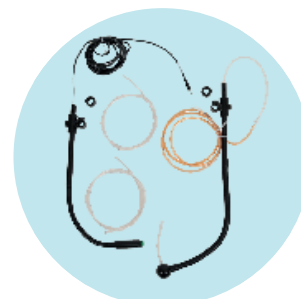
EU100/105 mo-Vis micro joystick



EU101/106 mo-Vis multi joystick



EU102/107 mo-Vis allround joystick light




EU103 Sip and puff control

Power wheelchair *Juvo B6*.



EP002 Lap belt with metal buckle



EP003 Lap belt with plastic buckle



EP020 Lap belt with rewinder, metal buckle



EP005 - EP007 Dynamic harness



EP008 - EP010 Sternum harness



EP011 - EP013 Slimline sternum harness



EP014 - EP017 Shoulder harness



EL001 Gooseneck



EL002 Multi-axis, offset



EL003 Multi-axis, straight



EL031 UniLink head support holder, multi-axis



EL033/EL034/EL035 Comfort Plus



EL036/EL037 Combo



EL006/007 Head support, small/large



EL013/014 Combination head/neck support small/large



EL015/016 head/neck support X-shape, small/large

Power wheelchair *Juvo B6*.




EE024 Flip-up arm support



EC025 Power seat tilt




EC026 Power seat height adjustment 35 cm



EB003 Power elevating leg support, separate control



EB013 Centrally mounted leg support



EB007 Individual aluminium foot plate



EB017 Lock for single panel foot plate



EU043 External magnetic charging receptacle



EU041 Battery charger 8 A, fanless



EU044 Battery charger 10 A, fanless (IP54)



EU046 Battery charger 10 A, with fan



EU042 Battery charger 12 A, incl. external charging receptacle



EG013 Ribs



EG014 Lugs



EG015 Caster wheel with ribs



EF020 Caster wheel swivel lock

Power wheelchair *Juvo B6*.



EF021 Curb climbing assist



ES002 Kit for vehicle transport



ES013 Dahl docking system installation kit



ES003 Pocket for mobile phone



ES004 Luggage carrier



ES005 Crutch holder




ES006 Rearview mirror



ES010 Beverage holder



EU125 P&G Wi-Fi Dongle



ES305 Backpack with Otto-bock logo



ES306 Catheter bag, large




ES023 Backpack holder



ET002/005 12V



ET004/007 USB



ES020/021 Electr. lighting for footpaths


Power wheelchair *Juvo B6*.



EU050/051 VR2



EU053 TEN° hand module **EU063 TEN° tray module, electrical flip over**



EU098 Button module



EU054 TEN° LCD module



EU057 Attendant control



EF001 Caster wheel swing arm, spring-mounted



EU080 Fork for Tetraplegics, horizontal



EU081 Stick S80




EU082 Soft ball, black cover



EU083 Ball top, small



EU084 Ball top, large



EU085 Soft ball



EU110-113 3 Holder for arm support



EU111 mo-Vis Joystick incl. 2 finger buttons

Power wheelchair Juvo B6.

Notices and exclusions

- 2.1) Not possible in conjunction with Australia, Canada or the United States of America as the country of destination
- 4.1) Possible only in combination with maximum user weight ≤ 140 kg
- 4.2) Not possible in conjunction with the combination of Australia, Canada or the United States of America as the country of destination and drive type Mid Wheel Drive (MWD)
- 5.1) Possible only in combination with maximum user weight ≤ 160 kg
- 5.2) Possible only in combination with maximum user weight ≤ 100 kg
- 8.2) See table "seat depth" (490E75=0-Sitztiefe)
- 8.3) Not possible in conjunction with the combination of maximum user weight > 75 kg and drive type Mid Wheel Drive (MWD)
- 8.4) Not possible in conjunction with the combination of maximum user weight > 100 kg, chassis, size 1 and standard seat, small or VAS (Vario Adjust Seat)
- 8.5) Not possible in conjunction with the combination of maximum user weight > 100 kg, drive type Rear Wheel Drive (RWD) and VAS (Vario Adjust Seat)
- 8.6) Not possible in conjunction with the combination of maximum user weight > 100 kg, drive type Rear Wheel Drive (RWD), chassis, size 1 and VAS (Vario Adjust Seat)
- 8.7) Not possible in conjunction with the combination of maximum user weight > 100 kg, drive type Rear Wheel Drive (RWD), chassis, size 2 and VAS (Vario Adjust Seat)
- 8.8) Not possible in conjunction with the combination of maximum user weight > 100 kg, drive type Mid Wheel Drive (MWD), chassis, size 2 and standard seat, small or VAS (Vario Adjust Seat)
- 8.9) Not possible in conjunction with the combination of maximum user weight > 140 kg, drive type Mid Wheel Drive (MWD) and VAS (Vario Adjust Seat)
- 8.10) Not possible in conjunction with the combination of maximum user weight > 140 kg, drive type Rear Wheel Drive (RWD) and VAS (Vario Adjust Seat)
- 8.11) Not possible in conjunction with the combination of maximum user weight > 140 kg, drive type Front Wheel Drive (FWD) and VAS (Vario Adjust Seat)
- 8.12) Not possible in conjunction with the combination of maximum user weight > 160 kg and drive type Front Wheel Drive (FWD)
- 8.13) Not possible in conjunction with the combination of maximum user weight > 160 kg and drive type Mid Wheel Drive (MWD)
- 8.14) Not possible in conjunction with the combination of maximum user weight > 180 kg and drive type Mid Wheel Drive (MWD)
- 8.15) Not possible in conjunction with the combination of maximum user weight > 180 kg and drive type Front Wheel Drive (FWD)
- 8.16) Not possible in conjunction with the combination of maximum user weight > 140 kg, drive type Rear Wheel Drive (RWD) or Mid Wheel Drive (MWD) and standard seat, large or standard seat, XL
- 9.2) See table "seat width" (490E75=0-Sitzbreite)
- 10.5) Not possible in conjunction with the combination of maximum user weight > 70 kg and standard seat
- 10.6) Not possible in conjunction with the combination of maximum user weight > 70 kg and VAS (Vario Adjust Seat)
- 10.7) Not possible in conjunction with the combination of maximum user weight > 70 kg, drive type Rear Wheel Drive (RWD) or Mid Wheel Drive (MWD) and VAS (Vario Adjust Seat)
- 10.8) Not possible in conjunction with the combination of maximum user weight > 70 kg, VAS (Vario Adjust Seat) and seat depth ≤ 46 cm
- 11.1) Possible only in combination with maximum user weight ≤ 150 kg
- 11.2) See table "seat cushion Terra, Terra Aquos" (490E75=0-Terra_T-Aquos)
- 11.3) See table "seat cushion Terra-Flair" (490E75=0-Terra-Flair)
- 11.4) See table "seat cushion Livo" (490E75=0-Livo)
- 11.5) See table "seat cushion Cloud" (490E75=0-Cloud)
- 11.6) Possible only in combination with maximum user weight ≤ 125 kg
- 11.7) See table "seat cushion Evoflair" (490E75=0-Evoflair)
- 11.8) Cannot be combined with standard seat, Junior
- 11.10) Not possible in conjunction with the combination of VAS (Vario Adjust Seat), seat width 38 cm or 40 cm and seat depth > 46 cm, see table "seat cushion with low contours, with deep contours" (490E75=0-konturiert)
- 11.11) Not possible in conjunction with the combination of VAS (Vario Adjust Seat), seat width > 40 cm and seat depth 38 cm or 40 cm, see table "seat cushion with low contours, with deep contours" (490E75=0-konturiert)
- 11.12) Not possible in conjunction with the combination of VAS (Vario Adjust Seat) and seat depth 58 cm, see table "seat cushion with low contours, with deep contours" (490E75=0-konturiert)
- 13.2) Possible only in combination with VAS (Vario Adjust Seat)
- 13.3) Cannot be combined with seat width 54 cm
- 14.0) Possible only in combination with back version Contour with low or deep contour
- 15.1) Possible only in combination with back version Contour with deep contour
- 16.0) Possible only in combination with back version ADI aluminium flat top back
- 16.1) Mandatory information in combination with back version ADI aluminium flat top back
- 19.1) Cannot be combined with drive type Front Wheel Drive (FWD)
- 19.2) Not possible in conjunction with the combination of drive type Rear Wheel Drive (RWD) and VAS (Vario Adjust Seat)
- 19.3) Cannot be combined with drive type Mid Wheel Drive (MWD)
- 20.0) Possible only with seat inclination 0°
- 20.11) Not possible in conjunction with the combination of maximum user weight > 100 kg, drive type Mid Wheel Drive (MWD), chassis, size 1, standard seat, small and seat depth 40 cm
- 20.12) Not possible in conjunction with the combination of maximum user weight > 100 kg, drive type Rear Wheel Drive (RWD), chassis, size 1, standard seat, large or standard seat, XL and seat depth 42 cm
- 20.13) Not possible in conjunction with the combination of maximum user weight > 100 kg, drive type Mid Wheel Drive (MWD), chassis, size 1, standard seat, XL and seat depth 42 cm
- 20.14) Cannot be combined with lower leg length ≥ 45 cm
- 20.15) Not possible in conjunction with the combination of maximum user weight > 75 kg, drive type Front Wheel Drive (FWD) and seat depth 34 cm
- 20.16) Not possible in conjunction with the combination of maximum user weight > 100 kg, drive type Front Wheel Drive (FWD), chassis, size 2, standard seat, small or VAS (Vario Adjust Seat) and seat depth 38 cm
- 20.17) Not possible in conjunction with the combination of maximum user weight > 100 kg, drive type Front Wheel Drive (FWD), standard seat, small and seat depth 40 cm

Power wheelchair Juvo B6.

- 20.18) Not possible in conjunction with the combination of maximum user weight > 100 kg, drive type Mid Wheel Drive (MWD), chassis, size 1, VAS (Vario Adjust Seat) and seat depth 40 cm
- 20.19) Not possible in conjunction with the combination of maximum user weight > 100 kg, drive type Front Wheel Drive (FWD), chassis, size 1, standard seat, large or standard seat, XL and seat depth 42 cm
- 20.20) Not possible in conjunction with the combination of maximum user weight > 140 kg, drive type Front Wheel Drive (FWD), VAS (Vario Adjust Seat) and seat depth 42 cm
- 20.21) Not possible in conjunction with the combination of maximum user weight > 100 kg, drive type Rear Wheel Drive (RWD), chassis, size 1, VAS (Vario Adjust Seat) and seat depth 44 cm
- 20.22) Not possible in conjunction with the combination of maximum user weight <= 75 kg, drive type Mid Wheel Drive (MWD), chassis, size 2, standard seat, small and seat depth 46 cm
- 20.23) Not possible in conjunction with the combination of maximum user weight <= 100 kg, drive type Mid Wheel Drive (MWD), chassis, size 2, standard seat, XL and seat depth 50 cm
- 20.24) Not possible in conjunction with the combination of France as the country of destination, drive type Rear Wheel Drive (RWD), maximum user weight >= 150 kg and lower leg length >= 49 cm
- 20.25) Not possible in conjunction with the combination of maximum user weight > 100 kg and chassis, size 1
- 20.26) Not possible in conjunction with the combination of maximum user weight > 160 kg, drive type Front Wheel Drive (FWD) and seat depth 50 cm
- 20.27) Not possible in conjunction with the combination of maximum user weight > 160 kg, drive type Mid Wheel Drive (MWD) and seat depth 44 cm
- 20.28) Not possible in conjunction with the combination of maximum user weight > 180 kg, drive type Mid Wheel Drive (MWD) and seat depth 46 cm or 48 cm
- 20.29) Not possible in conjunction with the combination of maximum user weight > 70 kg, VAS (Vario Adjust Seat) and lower leg length 23 cm
- 20.30) Not possible in conjunction with the combination of maximum user weight > 140 kg, drive type Rear Wheel Drive (RWD), standard seat, large or standard seat, XL and seat depth 44 cm
- 20.31) Not possible in conjunction with the combination of maximum user weight > 140 kg, drive type Front Wheel Drive (FWD), standard seat, large or standard seat, XL and seat depth 42 cm
- 20.32) Not possible in conjunction with the combination of maximum user weight > 140 kg, drive type Mid Wheel Drive (MWD), standard seat, large and seat depth 44 cm
- 21.0) Seat height >= lower leg length + 3 cm
- 21.1) Cannot be combined with VAS (Vario Adjust Seat)
- 21.2) Not possible in conjunction with the combination of drive type Front Wheel Drive (FWD), chassis, size 1 and standard seat, large
- 21.3) Not possible in conjunction with the combination of drive type Front Wheel Drive (FWD) and standard seat, XL
- 21.4) Not possible in conjunction with the combination of drive type Rear Wheel Drive (RWD) and standard seat
- 21.5) Cannot be combined with electric seat adjustment seat tilt 45°
- 21.6) Not possible in conjunction with the combination of electric seat adjustment seat height adjustment up to 35 cm or seat height adjustment up to 35 cm with seat tilt 45°
- 21.7) Not possible in conjunction with the combination of drive type Rear Wheel Drive (RWD), standard seat, large or standard seat, XL and seat inclination -3°
- 21.8) Not possible in conjunction with the combination of standard seat and unselected electric seat adjustment seat tilt 45°
- 21.9) Not possible in conjunction with the combination of drive type Mid Wheel Drive (MWD) and standard seat, large or standard seat, XL
- 21.10) Not possible in conjunction with the combination of drive type Mid Wheel Drive (MWD), standard seat, Junior or standard seat, small
- 21.12) Not possible in conjunction with the combination of France as the country of destination, drive type Rear Wheel Drive (RWD), maximum user weight >= 150 kg and electric seat adjustment seat tilt 45°
- 21.13) Cannot be combined with seat inclination -3°
- 21.14) Not possible in conjunction with the combination of maximum user weight > 70 kg, chassis, size 1, VAS (Vario Adjust Seat), seat depth 50 cm and lower leg length 23 cm
- 21.15) Not possible in conjunction with the combination of maximum user weight > 70 kg, chassis, size 2, VAS (Vario Adjust Seat), seat depth 48 cm and lower leg length 23 cm
- 21.16) Not possible in conjunction with the combination of maximum user weight > 70 kg, chassis, size 2, VAS (Vario Adjust Seat), seat depth 50 cm or 52 cm or 54 cm and lower leg length 23 cm
- 21.17) Not possible in conjunction with the combination of maximum user weight > 70 kg, chassis, size 1, VAS (Vario Adjust Seat), seat depth 48 cm and lower leg length 23 cm
- 24.0) Possible only in combination with head/neck support mounting kit
- 24.1) Mandatory information in combination with head/neck support mounting kit
- 24.2) Possible only in combination with head/neck support mounting kit, Goose Neck or Multi-axis, offset or Multi-axis, straight
- 25.0) Mandatory information in combination with product classification category B (In-/Outdoor)
- 25.2) Not possible in conjunction with the combination of standard seat, small, seat depth < 42 cm and seat width > 38 cm
- 27.1) Cannot be combined with accessories for VAS thigh lateral support, size S
- 27.2) Cannot be combined with accessories for VAS thigh lateral support, size M
- 28.1) Possible only in combination with selected lower leg length
- 28.2) Not possible in conjunction with the combination of standard seat or VAS (Vario Adjust Seat) and lower leg length < 21 cm
- 28.3) Not possible in conjunction with the combination of maximum user weight > 70 kg, standard seat and lower leg length < 28 cm
- 28.4) Not possible in conjunction with the combination of maximum user weight > 70 kg, VAS (Vario Adjust Seat) and lower leg length < 27 cm
- 28.6) Not possible in conjunction with the combination of drive type Rear Wheel Drive (RWD), chassis, size 2, standard seat, small and seat height 43 cm
- 28.7) Not possible in conjunction with the combination of drive type Rear Wheel Drive (RWD), chassis, size 2, standard seat, small, seat inclination -3° and seat height 43 cm
- 28.8) Not possible in conjunction with selected lower leg length
- 28.9) Not possible in conjunction with the combination of drive type Front Wheel Drive (FWD), standard seat, Junior or standard seat, small and electric seat adjustment, without
- 28.10) Not possible in conjunction with the combination of drive type Front Wheel Drive (FWD), standard seat, large or standard seat, XL, seat depth <= 46 cm and electric seat adjustment, without

Power wheelchair Juvo B6.

- 28.11) Not possible in conjunction with the combination of drive type Front Wheel Drive (FWD), chassis, size 2, standard seat, large or standard seat, XL, seat depth ≥ 48 cm, seat height 43 cm and electric seat adjustment, without
- 28.12) Not possible in conjunction with the combination of drive type Front Wheel Drive (FWD), chassis, size 2, standard seat, large, seat depth 42 cm and electric seat adjustment seat height adjustment up to 35 cm or seat height adjustment up to 35 cm with seat tilt 45°
- 28.13) Not possible in conjunction with the combination of drive type Front Wheel Drive (FWD), chassis, size 2, standard seat, large, seat depth 42 cm, seat height 47 cm or 49 cm and electric seat adjustment seat tilt 45°
- 28.14) Not possible in conjunction with the combination of drive type Front Wheel Drive (FWD), standard seat and lower leg length < 28 cm
- 28.15) Not possible in conjunction with the combination of drive type Front Wheel Drive (FWD), VAS (Vario Adjust Seat), seat depth ≤ 46 cm and electric seat adjustment, without
- 28.16) Not possible in conjunction with the combination of drive type Front Wheel Drive (FWD), chassis, size 1, VAS (Vario Adjust Seat), seat depth 48 cm, seat height ≤ 47 cm and electric seat adjustment, without
- 28.17) Not possible in conjunction with the combination of drive type Front Wheel Drive (FWD), chassis, size 1, VAS (Vario Adjust Seat), seat depth 50 cm, seat height 43 cm and electric seat adjustment, without
- 28.18) Not possible in conjunction with the combination of drive type Front Wheel Drive (FWD), chassis, size 2, VAS (Vario Adjust Seat), seat depth 48 cm, seat height ≤ 49 cm and electric seat adjustment, without
- 28.19) Not possible in conjunction with the combination of drive type Front Wheel Drive (FWD), chassis, size 2, VAS (Vario Adjust Seat), seat depth 50 cm or 52 cm or 54 cm, seat height ≤ 45 cm and electric seat adjustment, without
- 28.20) Not possible in conjunction with the combination of drive type Front Wheel Drive (FWD), VAS (Vario Adjust Seat), lower leg length < 28 cm or > 43 cm and electric seat adjustment, without
- 28.21) Not possible in conjunction with the combination of drive type Front Wheel Drive (FWD), VAS (Vario Adjust Seat), lower leg length < 28 cm and electric seat adjustment seat tilt 45°, seat height adjustment up to 35 cm or seat height adjustment up to 35 cm with seat tilt 45°
- 28.22) Not possible in conjunction with the combination of drive type Rear Wheel Drive (RWD), chassis, size 1, standard seat, Junior or standard seat, small, seat height ≤ 51 cm and electric seat adjustment, without
- 28.23) Not possible in conjunction with the combination of drive type Rear Wheel Drive (RWD), chassis, size 1, standard seat, Junior or standard seat, small, seat depth ≤ 40 cm, seat height 53 cm or 55 cm and electric seat adjustment, without
- 28.24) Not possible in conjunction with the combination of drive type Rear Wheel Drive (RWD), chassis, size 1, standard seat, Junior, seat depth 34 cm or 36 cm, seat height 49 cm or 51 cm or 53 cm and electric seat adjustment seat tilt 45°
- 28.25) Not possible in conjunction with the combination of drive type Rear Wheel Drive (RWD), chassis, size 2, standard seat, Junior or standard seat, small or standard seat, XL and electric seat adjustment, without
- 28.26) Not possible in conjunction with the combination of drive type Rear Wheel Drive (RWD), chassis, size 2, standard seat, Junior and electric seat adjustment seat height adjustment up to 35 cm or seat height adjustment up to 35 cm with seat tilt 45°
- 28.27) Not possible in conjunction with the combination of drive type Rear Wheel Drive (RWD), chassis, size 2, standard seat, small, seat depth ≤ 42 cm and electric seat adjustment seat height adjustment up to 35 cm or seat height adjustment up to 35 cm with seat tilt 45°
- 28.28) Not possible in conjunction with the combination of drive type Rear Wheel Drive (RWD), chassis, size 2, standard seat, Junior, seat height 47 cm and electric seat adjustment seat tilt 45°
- 28.29) Not possible in conjunction with the combination of drive type Rear Wheel Drive (RWD), chassis, size 2, standard seat, small, seat depth ≤ 42 cm, seat height 47 cm and electric seat adjustment seat tilt 45°
- 28.30) Not possible in conjunction with the combination of drive type Rear Wheel Drive (RWD), standard seat, lower leg length < 28 cm or > 48 cm and electric seat adjustment, without
- 28.31) Not possible in conjunction with the combination of drive type Rear Wheel Drive (RWD), standard seat, lower leg length < 28 cm and electric seat adjustment seat height adjustment up to 35 cm or seat height adjustment up to 35 cm with seat tilt 45°
- 28.32) Not possible in conjunction with the combination of drive type Rear Wheel Drive (RWD), standard seat, lower leg length < 28 cm or > 49 cm and electric seat adjustment seat tilt 45°
- 28.33) Not possible in conjunction with the combination of drive type Rear Wheel Drive (RWD), chassis, size 1, VAS (Vario Adjust Seat), seat depth ≤ 42 cm, seat height 43 cm and electric seat adjustment, without
- 28.34) Not possible in conjunction with the combination of drive type Rear Wheel Drive (RWD), chassis, size 2, VAS (Vario Adjust Seat), seat depth ≤ 40 cm, seat height 43 cm and electric seat adjustment, without
- 28.35) Not possible in conjunction with the combination of drive type Rear Wheel Drive (RWD), VAS (Vario Adjust Seat), lower leg length < 28 cm or > 49 cm and electric seat adjustment, without
- 28.36) Not possible in conjunction with the combination of drive type Rear Wheel Drive (RWD), VAS (Vario Adjust Seat), lower leg length < 28 cm and electric seat adjustment seat height adjustment up to 35 cm or seat height adjustment up to 35 cm with seat tilt 45°
- 28.37) Not possible in conjunction with the combination of drive type Rear Wheel Drive (RWD), VAS (Vario Adjust Seat), lower leg length < 28 cm or > 48 cm and electric seat adjustment seat tilt 45°
- 28.38) Not possible in conjunction with the combination of drive type Mid Wheel Drive (MWD), standard seat, Junior or standard seat, small, seat height 41 cm or 43 cm and electric seat adjustment, without
- 28.39) Not possible in conjunction with the combination of drive type Mid Wheel Drive (MWD), standard seat, lower leg length < 28 cm or > 48 cm and electric seat adjustment, without
- 28.40) Not possible in conjunction with the combination of drive type Mid Wheel Drive (MWD), standard seat, lower leg length < 27 cm or > 40 cm and electric seat adjustment seat height adjustment up to 35 cm or seat height adjustment up to 35 cm with seat tilt 45°
- 28.41) Not possible in conjunction with the combination of drive type Mid Wheel Drive (MWD), standard seat, lower leg length < 27 cm or > 48 cm and electric seat adjustment seat tilt 45°
- 28.42) Not possible in conjunction with the combination of drive type Mid Wheel Drive (MWD), VAS (Vario Adjust Seat), seat height 43 cm and electric seat adjustment, without
- 28.43) Not possible in conjunction with the combination of drive type Mid Wheel Drive (MWD), VAS (Vario Adjust Seat), lower leg length < 28 cm or > 49 cm and electric seat adjustment set tilt 45° or without
- 28.44) Not possible in conjunction with the combination of drive type Mid Wheel Drive (MWD), VAS (Vario Adjust Seat), lower leg length < 28 cm or > 41 cm and electric seat adjustment seat height adjustment up to 35 cm or seat height adjustment up to 35 cm with seat tilt 45°
- 28.45) Not possible in conjunction with the combination of VAS (Vario Adjust Seat), seat depth 38 cm and arm support, flip-up
- 28.46) Not possible in conjunction with the combination of VAS (Vario Adjust Seat) and seat width 38 cm
- 28.47) Not possible in conjunction with the combination of drive type Rear Wheel Drive (RWD), chassis, size 1, standard seat, Junior, seat depth 34 cm and electric seat adjustment seat height adjustment up to 35 cm or seat height adjustment up to 35 cm with seat tilt 45°

Power wheelchair Juvo B6.

- 28.48) Not possible in conjunction with the combination of drive type Mid Wheel Drive (MWD), chassis, size 1, standard seat, small, seat depth 42 cm, seat height 45 cm and electric seat adjustment, without
- 28.49) Not possible in conjunction with the combination of drive type Rear Wheel Drive (RWD), chassis, size 2, standard seat, large, seat depth 44 cm, lower leg length 28 cm and seat height 43 cm
- 28.50) Not possible in conjunction with the combination of seat depth 38 cm, belts lap belt with rewinder, metal buckle, accessories for VAS thigh lateral support, size M or thigh lateral support, size S and arm support, standard
- 28.51) Not possible in conjunction with the combination of seat depth < 44 cm, belts lap belt, standard, lap belt, padded, metal buckle or lap belt, padded, plastic buckle, accessories for VAS thigh lateral support, size M or thigh lateral support, size S and arm support, flip-up
- 29.0) Cannot be combined with leg support version, without leg support or centre mounted
- 29.1) Mandatory information in combination with leg support version, standard, mechanically elevating or electrically elevating
- 29.2) Not possible in conjunction with the combination of standard seat and lower leg length < 25 cm
- 29.3) Not possible in conjunction with the combination of VAS (Vario Adjust Seat) and lower leg length < 24 cm
- 29.6) Cannot be combined with leg support version, mechanically elevating or electrically elevating
- 29.10) Cannot be combined with leg support version, mechanically elevating or electrically elevating, separate controllable
- 29.11) Not possible in conjunction with the combination of maximum user weight > 140 kg and leg support version, electrically elevating, simultaneously controllable
- 30.1) Possible only in combination with leg support version, mechanically or electrically elevating
- 30.2) Possible only in combination with foot plate version single-panel, aluminium foot plate
- 30.3) Not possible in conjunction with the combination of standard seat and lower leg length < 24 cm or VAS (Vario Adjust Seat) and lower leg length < 24 cm and leg support version standard
- 30.4) Not possible in conjunction with the combination of standard seat and lower leg length < 28 cm or VAS (Vario Adjust Seat) and lower leg length < 27 cm and leg support version electrically elevating, simultaneously controllable
- 30.5) Possible only in combination with leg support version, standard or without leg support
- 31.1) Possible only in combination with chassis, size 2
- 31.3) Not possible in conjunction with the combination of maximum user weight > 100 kg and electric seat adjustment seat height adjustment up to 35 cm or seat height adjustment up to 35 cm with seat tilt 45°
- 32.1) Possible only in combination with batteries, AGM 56 Ah (C5) / 60,4 Ah (C20)
- 32.2) Not possible in conjunction with Argentina, Australia, Brazil, Hong Kong, Japan, Canada, Columbia, Mexico, Thailand, United Kingdom or United States of America as the country of destination
- 32.3) Not possible in conjunction with Argentina, Brazil, Canada, Columbia, Mexico or United States of America as the country of destination
- 37.1) Possible only in combination with tyre colour, grey
- 37.2) Not possible in conjunction with the combination of drive type Front Wheel Drive (FWD) or Rear Wheel Drive (RWD) and tyre colour, black
- 39.1) Mandatory information in combination with drive type Front Wheel Drive (FWD) or Mid Wheel Drive (MWD) (derivation)
- 39.2) Not possible in conjunction with the combination of drive type Rear Wheel Drive (RWD), VAS (Vario Adjust Seat) and seat height 43 cm
- 40.1) Possible only in conjunction with the combination of chassis accessories splash guard for rear wheels and splash guard for caster wheels
- 40.2) Possible only in combination with chassis accessories splash guard for rear wheels and splash guard for caster wheels
- 41.1) Cannot be combined with back version ADI aluminium flat top back
- 41.2) Cannot be combined with leg support version, centre mounted
- 41.3) Cannot be combined with chassis safety accessories curb climbing assist
- 41.4) Not possible in conjunction with the combination of seat depth < 42 cm, belts lap belt, standard, lap belt, padded, metal buckle or lap belt, padded, plastic buckle, accessories for VAS thigh lateral support, size M or thigh lateral support, size S, arm support, flip-up and leg support version centre mounted
- 42.1) Cannot be combined with general accessories therapy tray
- 42.2) Cannot be combined with general accessories rearview mirror
- 42.3) Possible only in combination with maximum user weight ≤ 180 kg
- 42.4) Not possible in conjunction with the combination of standard seat, small and seat depth < 42 cm
- 42.5) Not possible in conjunction with the combination of standard seat, small and electric seat adjustment seat tilt 45°, seat height adjustment up to 35 cm or seat height adjustment up to 35 cm with seat tilt 45°
- 42.6) Not possible in conjunction with the combination of VAS (Vario Adjust Seat) and seat depth < 46 cm
- 42.7) Possible only with arm support, flip-up
- 43.0) Possible only in combination with general accessories external power supply, mounting side right
- 43.1) Mandatory information in combination with general accessories external power supply, mounting side right
- 44.0) Possible only in combination with general accessories external power supply, mounting side left
- 44.1) Mandatory information in combination with general accessories external power supply, mounting side left
- 44.2) Cannot be combined with socket for external power supply, right, 12V or 24V
- 45.1) Cannot be combined with electric functions
- 45.2) Possible only in combination with total weight ≤ 260 kg
- 45.3) Possible only in combination with max. 2 electric functions
- 45.4) Possible only in combination with total weight ≤ 320 kg
- 45.5) Possible only in combination with drive type Rear Wheel Drive (RWD), Mid Wheel Drive (MWD) or in conjunction with the combination of Front Wheel Drive (FWD) and chassis accessories splash guard for rear wheels and splash guard for caster wheels
- 45.6) Cannot be combined with lighting acc. to German StVZO
- 45.8) Not possible in conjunction with the combination of electric seat adjustment seat height adjustment up to 35 cm, back angle adjustment, electric and and leg support version, electrically elevating, simultaneously controllable
- 46.0) Possible only in combination with control unit, R-net/TEN° (120A) power module
- 46.1) Mandatory information in conjunction with the combination of standard seat and unselected battery charger, 12A, incl. external charging socket
- 48.0) Possible only in combination with input for R-net/TEN° power module - TEN° hand module, Shimano matte or TEN° hand module, colour selectable or TEN° tray module, electrical flip over
- 49.0) Possible only in combination with control unit, VR2, without electric functions and lighting or VR2, max. 2 electric functions and lighting poss. or input for R-net/TEN° power module - R-net LED hand module or TEN° hand module, Shimano matte or TEN° hand module, colour selectable
- 49.1) Possible only in combination with control unit, VR2

Power wheelchair Juvo B6.

- 49.2) Mandatory information in combination with control unit, VR2, without electric functions and lighting or VR2, max. 2 electric functions and lighting poss. or input for R-net/TEN° power module - R-net LED hand module or TEN° hand module, Shimano matte or TEN° hand module, colour selectable
- 49.3) Cannot be combined with input for R-net/TEN° power module
- 50.0) Possible only in combination with control unit, VR2 or input for R-net/TEN° power module - R-net LED hand module or TEN° hand module, Shimano matte or TEN° hand module, colour selectable or in conjunction with the combination of input for R-net/TEN° power module - TEN° tray module and mounting material tray for tray module - tray with attachment, tray module centrally mounted or tray with attachment, incl. template or only attachment, incl. template
- 50.1) Mandatory information in combination with control unit, VR2 or input for R-net/TEN° power module - R-net LED hand module or TEN° hand module, Shimano matte or TEN° hand module, colour selectable or in conjunction with the combination of input for R-net/TEN° power module - TEN° tray module and mounting material tray for tray module - tray with attachment, tray module centrally mounted or tray with attachment, incl. template or only attachment, incl. template
- 51.1) Cannot be combined with control unit, VR2 with tray module, manual flip over
- 51.2) Cannot be combined with input for R-net/TEN° power module - TEN° tray module, electrical flip over
- 52.0) Mandatory information in combination with unselected input for R-net/TEN° power module
- 52.1) Not possible in conjunction with the combination of standard seat and modules for control unit, R-net/TEN° - Input/Output Module
- 52.2) Not possible in conjunction with the combination of standard seat and modules for control unit, R-net/TEN° - TEN° LCD module
- 52.3) Not possible in conjunction with the combination of unselected input for R-net/TEN° power module and unselected TEN° LCD module
- 53.0) Possible only in combination with modules for control unit, R-net/TEN° - TEN° LCD module
- 53.1) Mandatory information in combination with modules for control unit, R-net/TEN° - TEN° LCD module
- 55.0) Possible only in combination with special input device for TEN° LCD module - button control
- 55.1) Mandatory information in combination with special input device for TEN° LCD module - button control
- 57.0) Cannot be combined with modules for control unit, R-net/TEN° - TEN° LCD module
- 58.0) Possible only in combination with special input device for TEN° LCD module - Micro Joystick, Multi Joystick, All-round Joystick light, All-round Joystick, All-round Heavy Duty Joystick, calibratable mini joystick or special input device - Micro Joystick, Multi Joystick, All-round Joystick light, All-round Joystick, All-round Heavy Duty Joystick
- 58.1) Mandatory information in combination with special input device for TEN° LCD module - Micro Joystick, Multi Joystick, All-round Joystick light, All-round Joystick, All-round Heavy Duty Joystick, calibratable mini joystick or special input device - Micro Joystick, Multi Joystick, All-round Joystick light, All-round Joystick, All-round Heavy Duty Joystick
- 58.2) Cannot be combined with special input device for TEN° LCD module - All-round Heavy Duty Joystick or Special Input Device - All-round Heavy Duty Joystick
- 58.4) Cannot be combined with external buttons - 2 Piko buttons diam. 50 mm or 2 Piko buttons diam. 30 mm
- 58.5) Cannot be combined with special input device for TEN° LCD module - All-round Joystick light, All-round Joystick, All-round Heavy Duty Joystick or special input device - All-round Joystick light, All-round Joystick or All-round Heavy Duty Joystick
- 58.6) Cannot be combined with special input device for TEN° LCD module - All-round Joystick light, All-round Joystick, All-round Heavy Duty Joystick or special input device - Micro Joystick, Multi Joystick, All-round Joystick light, All-round Joystick, All-round Heavy Duty Joystick
- 58.7) Cannot be combined with general accessories hooks for backpack
- 58.8) Cannot be combined with Special Input Device for TEN° LCD module - All-round Heavy Duty Joystick, calibratable mini joystick or Special Input Device - All-round Heavy Duty Joystick
- 58.9) Cannot be combined with back extension for VAS 15 cm
- 59.0) Mandatory information in conjunction with the combination of ≥ 1 electric function and control unit, R-net/TEN° (120A) power module
- 59.1) Mandatory information in conjunction with the combination of lighting acc. to German StVZO and control unit, R-net/TEN° (120A) power module
- 60.1) Possible only in combination with modules for control unit, R-net/TEN° - Input/Output Module
- 60.2) Not possible in conjunction with the combination of standard seat, Junior and modules for control unit, R-net/TEN°
- 61.0) Possible only in combination with control unit accessories attendant control
- 61.1) Mandatory information in combination with control unit accessories attendant control
- 61.2) Not possible in conjunction with the combination of standard seat, Junior and control unit, R-net/TEN° (120A) power module
- 62.1) Not possible in conjunction with Other countries, Argentina, Australia, Brazil, Hong Kong, Japan, Canada, Columbia, Korea, Mexico, Thailand or the United States of America as the country of destination
- 63.0) Mandatory information in conjunction with the combination of all countries of destination except Other countries, Argentina, Australia, Brazil, France, Hong Kong, Japan, Canada, Columbia, Korea, Mexico, Russia, Switzerland, Thailand, United Kingdom or United States of America and product classification category B (In-/Outdoor)
- 63.1) Not possible in conjunction with the combination of Germany as the country of destination and product classification category B (In-/Outdoor)
- 64.0) Mandatory information in conjunction with drive type Front Wheel Drive (FWD)
- 64.2) Not possible in conjunction with the combination of drive type Front Wheel Drive (FWD) and control unit, VR2
- 64.3) Not possible in conjunction with the combination of drive type Front Wheel Drive (FWD) and speed $> 7,2$ km/h
- 64.5) Possible only in conjunction with Australia, Canada or the United States of America as the country of destination
- 64.6) Cannot be combined with drive type Rear Wheel Drive (RWD)
- 65.1) Cannot be combined with control unit, R-net/TEN° (120A) power module
- 66.1) For Germany as the country of destination, this is possible only in conjunction with the combination of chassis accessories rear warning sign and lighting acc. to German StVZO
- 66.3) Possible only in combination with drive unit High Performance
- 66.4) Cannot be combined with batteries, AGM 56 Ah (C5) / 60,4 Ah (C20)
- 66.5) Not possible in conjunction with the combination of maximum user weight > 100 kg and batteries, AGM 56 Ah (C5) / 60,4 Ah (C20)
- 66.6) Cannot be combined with drive unit High Performance
- 67.0) Possible only in conjunction with the combination of Germany as the country of destination and speed > 6 km/h
- 67.1) Mandatory information in conjunction with the combination of Germany as the country of destination and speed > 6 km/h
- 68.0) Not possible in conjunction with Australia as the country of destination
- 69.0) Possible only in combination with additional instructions for use, qualified personnel
- 69.1) Mandatory information in combination with additional instructions for use, qualified personnel

Power wheelchair *Juvo B6*.

- 70.0) Possible only in combination with additional instructions for use, user
- 70.1) Mandatory information in combination with additional instructions for use, user
- 71.1) Theoretical total weight (without special requests) = sum of the selected characteristic value weights
- 71.2) Cannot be combined with theoretical total weight > 380 kg (the evaluated options exceed the permissible total weight of 380 kg)
- 72.0) Mandatory information in combination with number of button for button control = 3, 4
- 72.1) Possible only in combination with number of button for button control = 3, 4
- 74.0) Mandatory information in combination with number of button for button control = 4
- 74.1) Possible only in combination with number of button for button control = 4
- 75.1) Possible only in combination with battery charger, without
- 77.1) Possible only in combination with back angle adjustment, electric
- 77.2) Cannot be combined with > 5 electric functions
- 77.3) Possible only in combination with electric seat adjustment seat tilt 45° or seat height adjustment up to 35 cm with seat tilt 45°
- 77.4) Possible only in conjunction with the combination of back angle adjustment, electric and electric seat adjustment seat tilt 45° or back angle adjustment, electric and electric seat height adjustment up to 35 cm with seat tilt 45°
- 77.5) Cannot be combined with > 4 electric functions
- 77.6) Cannot be combined with track stabilisation, mechanical incl. ASM
- 79.1) Not possible in conjunction with the combination of standard seat, small and seat width 38 cm or 40 cm
- 79.2) Not possible in conjunction with the combination of standard seat, large and seat width 44 cm or 46 cm
- 79.3) Not possible in conjunction with the combination of standard seat, XL and seat width 50 cm or 52 cm
- 79.4) Cannot be combined with belts lap belt with rewinder, metal buckle
- 79.5) Cannot be combined with seat depth < 48 cm
- 79.6) Possible only in combination with maximum user weight ≥ 125 kg
- 80.0) Possible only in combination with input for R-net/TEN° power module - TEN° tray module, electrical flip over
- 80.1) Mandatory information in combination with input for R-net/TEN° power module - TEN° tray module, electrical flip over
- 82.0) Not possible in conjunction with France as the country of destination
- 82.1) Mandatory information in conjunction with the combination of maximum user weight > 160 kg and electric seat adjustment seat tilt 45° or seat height adjustment up to 35 cm with seat tilt 45° except with France as the country of destination
- 83.0) Possible only in combination with head/neck support mounting kit, UniLink, multi-axis
- 84.0) Possible only in combination with special input device for TEN° LCD module - calibratable mini joystick
- 84.1) Mandatory information in combination with special input device for TEN° LCD module - calibratable mini joystick
- 85.1) Possible only in combination with electric seat adjustment seat height adjustment up to 35 cm or seat height adjustment up to 35 cm with seat tilt 45°
- 86.1) Not possible in conjunction with the combination of back version back upholstery, adaptable and seat width < 46 cm
- 86.2) Cannot be combined with back version back cushion with deep contours, AD or back cushion with low contours, AD or Baxx aluminium flat top back
- 86.3) Cannot be combined with accessories for VAS push handles