



Phone (800) 981-1540 | Fax (715) 254-0996
sales@kimobility.com | www.kimobility.com



Company:

Ship To:

Account Number:

Date:

Address:

Quote: PO Number:

City:

State:

ATP:

Zip:

Phone:

Marked For:

Email/Fax:

Associated Quote/Order#:

Effective: 5/5/2025

Clik XP £2800

Width Growable Frame Price includes one time free growth kit 165 lb weight capacity

Frame

Seat Width

See reference A on page 8

8" [CLSWT008]	N/C
Not available 14"-16" Seat Depth.	
9" [CLSWT009]	N/C
Not available 15"-16" Seat Depth.	
10" [CLSWT010]	N/C
Not available 16" Seat Depth.	
11" [CLSWT011]	N/C
12" [CLSWT012]	N/C
13" [CLSWT013]	N/C
14" [CLSWT014]	N/C
Not available 8" Seat Depth.	
15" [CLSWT015]	N/C
Not available 8"-9" Seat Depth.	
16" [CLSWT016]	N/C
Not available 8"-10" Seat Depth.	

Seat Depth

See reference B on page 8

8" [CLSDE008]	N/C
9" [CLSDE009]	N/C
10" [CLSDE010]	N/C
11" [CLSDE011]	N/C
12" [CLSDE012]	N/C
13" [CLSDE013]	N/C
14" [CLSDE014]	N/C
15" [CLSDE015]	N/C
16" [CLSDE016]	N/C

Adjustable Depth

Adds the capability to grow seat in depth. For restrictions see Chart 2 on page 8.

No Rear Adjustment [CLAD05]	N/C
1" [CLAD01]	N/C
2" [CLAD02]	N/C
3" [CLAD03]	N/C

Transit

Transit System [CLTRNOPT]	N/C
Omit [CLTRNOP2]	N/C

Offset Option

See Chart 1 on page 8.

Straight Frame [CLOSF002]	N/C
Offset Frame [CLOSF001]	N/C
Not available with 0 and -1 Sling Positions	

Seat Option

Growing Seat Sling [CLGSS002]	N/C
Growing Solid Seat Pan [CLGSS001]	£273
Omit Seat [CLCUS003]	N/C

Sling Position

See reference D on page 8

2" [CLSP02]	N/C
1" [CLSP03]	N/C
0" [CLSP01]	N/C
Not available with Offset Frame.	
-1" [CLSP04]	N/C
Not available with Offset Frame.	

Front Caster Wing

Certain combinations of Seat Depth, Center of Gravity Position and Wheel Size may require a forward facing caster wing.

Forward Facing Wing [CLFCW001]	N/C
--------------------------------	-----

Front Frame Bend

See reference C on page 8

90° [CLFA01]	N/C
85° [CLFA03]	N/C
80° [CLFA02]	N/C

Backrest

Back Post / Height Range / Back Height							
Back Post	Price	Height Range	Back Height				
Height Adjustable (Standard or 1" Inward Offset)	N/C	Extra Short ^{1,2}	9"	10"	11"	12"	
		Short ²	11"	12"	13"	14" ¹	
		Tall ²	13"	14"	15"	16"	
			17"	18"			
Height Adjustable (Integrated Handle)	N/C	Short ^{4,5}	13"	14"	15"	16"	17"
		Tall ^{4,5}	15"	16"	17"	18"	19"
			20"	21"	22"		
Fixed Height (Straight or 1" Inward Offset)	£105	Fixed Straight ³	9" ¹	10" ¹	11" ¹	12"	13"
			14"	15"	16"	17"	18"
Fixed Height 2" Offset	£105	Fixed Offset 2" ³	11" ¹	12" ¹	13" ¹	14" ¹	
			15"	16"	17"		

¹ Not available with Fold Down Push Handle

² Each Offset Back Post is offset 1/2" creating 1" overall offset. Only Available with Standard or 1" Inward Offset.

³ Uses 1" tubes compatible with after-market backs. Not available with back upholstery. ²" Inward or Outward Offset Back Posts are offset 1" creating 2" overall offset. 1" Offset Back Post is offset 1/2" creating 1" overall offset

⁴ Push Handles not available in combination with the Height Adjustable Integrated Handle
⁵ 18" max Back Height in combination with Back Upholstery

Push Handle

Omit Push Handle [CLBCK008]	N/C
Standard Push Handle [CLBCK004]	N/C
Fold Down Push Handle [CLBCK006]	£189
Low Profile Push Handle [CLBCK007]	£77

Rigidizer Bar Mounted Push Handle

Stroller Handles are removable and height adjustable

Bolt-On Push Handle [CLBOP005]	£300
<i>Handles will be 1" - 2" above back height</i>	
Ergo Stroller Handle [CLBCK009]	N/C
Single Stroller Handle [CLBOP007]	N/C
Double Stroller Handle [CLBOP006]	£150
<i>Not available with 8"-10" Seat Widths</i>	

Back Upholstery Options

Available only with Height Adjustable Back Posts. If selecting both upholstery and Axiom Back, the upholstery will be installed.

Padded Velcro Adjustable with Standard Cover [CLBUP001]	N/C
<i>Not available with 17" or 18" Back Heights in combination with 8" or 9" Seat Widths.</i>	
Padded Velcro Adjustable with Air Mesh Breathable Cover [CLBUP006]	£84
<i>Not available on chair widths less than 12"</i>	
Tension Adjustable with Standard Cover [CLBUP002]	N/C
<i>Not available with 8" and 9" Seat Widths. Not available on 10" Seat Width and 1" Inward Offset.</i>	
Tension Adjustable with Air Mesh Breathable Cover [CLBUP007]	£209
<i>Not available on chair widths less than 12".</i>	
Omit [CLBUP003]	N/C

Seat Back Angle

Standard is 90° (perpendicular to floor). Minus (-°) closes back angle. Plus (+°) opens back angle.

Standard [CLSBA001]	2° [CLSBA009]	4° [CLSBA010]
6° [CLSBA011]	8° [CLSBA012]	10° [CLSBA013]
-2° [CLSBA014]	-4° [CLSBA015]	-6° [CLSBA016]
-8° [CLSBA017]	-10° [CLSBA018]	N/C

Back Post Option

Standard - No Offset [CLOBO004]	N/C
1" Inward Offset [CLOBO003]	N/C
<i>Not available with 8" Seat Width</i>	
2" Inward Offset [CLOBO001]	N/C
<i>Not available with Height Adjustable Back Post. Not available with 8" or 9" Seat Widths</i>	
2" Outward Offset [CLOBO002]	N/C
<i>Not available with Height Adjustable Back Post. Not available with Swing Away Armrests or 8" and 9" Seat Widths</i>	
Height Adjustable Integrated Handle [CLBCK010]	£209
<i>Minimum Seat Width 10", defaults to Standard - No Offset.</i>	

Front Seat Height and Casters

Caster Size/ Front Seat Height

Select Front Seat Height in row corresponding to desired Caster Size.

Front Seat Height is measured from floor to top of seat tube at front of seat sling. Adjustable up or down by 1/2". See reference E on page 8.

Caster Size	Front Seat Height														
3"	11.5"	12"	12.5"	13"	13.5"	14"	14.5"	15"	15.5"	16"	16.5"	17"	17.5"	18"	18.5"
4"	12.5"	13"	13.5"	14"	14.5"	15"	15.5"	16"	16.5"	17"	17.5"	18"	18.5"	19"	19.5"
5"	13.5"	14"	14.5"	15"	15.5"	16"	16.5"	17"	17.5"	18"	18.5"	19"	19.5"	20"	20.5"
6"	14.5"	15"	15.5"	16"	16.5"	17"	17.5"	18"	18.5"	19"	19.5"	20"	20.5"		

Casters

		Caster Size				
		Price	3"	4"	5"	6"
Caster Type	.75" Rollerblade	£80	[CLCAS002]	[CLCAS004]		
	.75" Lighted Rollerblade	£80	[CLCAS001]	[CLCAS005]	[CLCAS033]	
	1.25" Soft Roll	N/C		[CLCAS006]	[CLCAS010]	[CLCAS014]
	1" Poly Aluminum	£80		[CLCAS007]	[CLCAS011]	
	1" Pneumatic	£120				[CLCAS017]
	1.5" Soft Roll	N/C		[CLCAS032]	[CLCAS025]	[CLCAS026]
	1.5" Soft Roll Aluminum	£100	[CLCAS003]	[CLCAS009]	[CLCAS013]	[CLCAS016]

Fork Options

Standard Fork [CLFRK001]	N/C
Single Sided Fork [CLFRK003]	£139
Frog Legs Suspension Fork [CLCST013]	£396
<i>Not included in Colored Anodizing Package.</i>	

Frog Legs Options

User Weight Under 80 lbs [CLCST004]	N/C
User Weight 80-120 lbs [CLCST008]	N/C
User Weight 120-160 lbs [CLCST009]	N/C

Footrest

Footplates

Aluminum Angle Adjustable [CLFPL006]	N/C
<i>Not available with Front Seat Heights less than 14.5".</i>	
Aluminum Angle Adjustable with Riser [CLFPL007]	£150
<i>Not available with Front Seat Heights less than 14.5".</i>	
High Mount Aluminum Angle Adjustable [CLFPL008]	£150
Angle Adjustable Flip Under [CLFPL012]	N/C
<i>Not available with footrest widths less than 9" or with Front Seat Heights less than 15". See reference F on page 8.</i>	
High Mount Angle Adjustable Flip Under [CLFPL011]	£150
<i>Not available with 16" Seat Width in combination with Offset Frame.</i>	

Seat to Footrest Length

See reference G on page 8. Should be at least 2.5" shorter than Front Seat Height.

5.5"	6"	6.5"	7"	7.5"	8"
8.5"	9"	9.5"	10"	10.5"	11"
11.5"	12"	12.5"	13"	13.5"	14"
14.5"	15"	15.5"	16"	16.5"	17"
17.5"	18"				

Rear Seat Height and Wheels

Wheel Size / Rear Seat Height

Select Rear Seat Height (reference H, p. 8) in row corresponding to desired Wheel Size. Selection is required.

Select Rear Seat Height (Reference H, p. 9) in row corresponding to desired Wheel Size. Selections Required.																
Wheel Size	Rear Seat Height															
18"	11.5" ¹	12"	12.5"	13"	13.5"	14"	14.5"	15"	15.5"	16"	16.5"	17"	17.5"	18"	18.5"	19"
20"	12.5" ¹	13"	13.5"	14"	14.5"	15"	15.5"	16"	16.5"	17"	17.5"	18"	18.5"	19"	19.5"	20"
22"	13.5" ¹	14"	14.5"	15"	15.5"	16"	16.5"	17"	17.5"	18"	18.5"	19"	19.5"	20"		
24"	14.5" ¹	15"	15.5"	16"	16.5"	17"	17.5"	18"	18.5"	19"	19.5"	20"				

¹ Available only with Low Profile tires

One Arm Drive

One Arm Drive - Quick Release [CLDRV007]	£900
<i>Available only with 20", 22" and 24" spoke wheels and Quick Release axles. Spoke wheel style is exclusive to OAD. Rear Wheel Spacing limitations exist based on camber and armrest selections. Not available with 8" - 10" wide chairs.</i>	

Left Side Drive [CLDRV002]	N/C
Right Side Drive [CLDRV003]	N/C
Aluminum Drive Handrim [CLDRV004]	N/C
Poly Coated Drive Handrim [CLDRV005]	£209

Rear Wheels

No selection needed with One Arm Drive.

		Rear Wheel Size				
		Price	18"	20"	22"	24"
Rear Wheel Type	MAXX Spoke	N/C	[CLWH1118]	[CLWH1120]	[CLWH1122]	[CLWH1124]
	Mag	£60		[CLWH1220]	[CLWH1222]	[CLWH1224]
	Colored Mag ¹	£60		[CLWH1320]	[CLWH1322]	
	Spinergy Spox	£480		[CLWHE420]	[CLWHE422]	[CLWHE424]
	Spinergy LX	£550			[CLWHE522]	[CLWHE524]

¹ Color selection on page 7

Spinergy Options

Select spoke color and handrim tab for Spinergy wheels

Spoke Color

Black Spokes [CLSSC001]	Red Spokes [CLSSC002]	
White Spokes [CLSSC003]	Blue Spokes [CLSSC005]	N/C

Rear Tire Type

Full Profile

Street Pneumatic 1 3/8" [CLTIR001]	£127
Full Poly 1 3/8" [CLTIR002]	N/C
Pneumatic with Airless Insert 1 3/8" [CLTIR004]	£127

Low Profile

Low Poly 1" [CLTIR003]	£200
Sentinel Solid Tire 1" [CLTIR005]	£127
High Pressure 1" [CLTIR006]	N/C
Not available on Mag wheel or 18" wheel size	
Schwalbe Marathon Plus Evolution 1" [CLTIR010]	£95
Available only on 24" MAXX Spoke or Spinergy wheels	

Handrims

Standard Handrims

Aluminum Anodized [CLHRM001]	N/C
Plastic Coated [CLHRM002]	£100
Projection (8 Vertical Projections) [CLHRM003]	£300
Available only with full profile tires in combination with 22" and 24" MAXX Spoke wheels, or 22" and 24" Mag wheels. Not available with One Arm Drive.	
Omit Handrim [CLHRM012]	N/C

Ergonomic Handrims

Not available with 20" wheels

Ergo Lite Regular Grip [CLHRM005]	£300
Ergo Standard Regular Grip [CLHRM008]	£300
Ergo Lite Extra Grip [CLHRM006]	£300
Ergo Standard Extra Grip [CLHRM009]	£300
Ergo Lite Omit Grip [CLHRM004]	£220
Ergo Standard Omit Grip [CLHRM007]	£220

Handrim Options

3M Micro Grip [CLACC006]	£105
Not available on Plastic Coated or Projection Handrims.	

Handrim Mount

If no selection is made, Standard Mount will be used.

Close Mount [CLTAB001]	N/C
Reduces overall width by .75".	

Axles

No selection needed with Drum Brake or One Arm Drive

Quick Release [CLAXO003]	N/C
Quad Quick Release [CLAXO001]	£209
Not available with Mag or Spinergy wheels.	

Center of Gravity Presets

² minimum Center of Gravity with 5th Wheel and One Arm Drive and 0" minimum with Transit Option. See reference I on page 8.

Amputee Positions				
-1.5" [CLCGA150]	-1" [CLCGA100]	-.5" [CLCGA050]	0" [CLCGS000]	.25" [CLCGS025]
Standard Positions				
.5" [CLCGS050]	.75" [CLCGS075]	1" [CLCGS100]	1.25" [CLCGS125]	1.5" [CLCGS150]
1.75" [CLCGS175]	2" [CLCGS200]	2.25" [CLCGS225]	2.5" [CLCGS250]	2.75" [CLCGS275]
3" [CLCGS300]	3.25" [CLCGS325]	3.5" [CLCGS350]	3.75" [CLCGS375]	4" [CLCGS400]
4.25" [CLCGS425]				

Rear Wheel Spacing

Adjustable up to .5" outward. Minimum spacing with offset frame is 1.25" with 0° camber, 1" with 2° or 4° camber and .75" with 6° or 8° camber. .75" minimum with 0° camber on standard frame. 0° Camber and Mag wheel combination requires 1" minimum Rear Wheel Spacing. .5 and .75" not available with One Arm Drive. See Reference J on page 8.

0.5" [CLWS050]	0.75" [CLWS075]	1" [CLWS100]	
1.25" [CLWS125]	1.5" [CLWS150]	1.75" [CLWS175]	N/C

Rear Wheel Camber

The following apply if One Arm Drive is selected: 6° and 8° not available. 4° not available with T-Arms.

0° [CLWC00]	2° [CLWC02]	4° [CLWC04]	6° [CLWC06]	
8° [CLWC08]				N/C

Wheel Locks

Wheel Lock

Push to Lock [CLWLK002]	N/C
Push to Lock Flush Mount [CLWLK001]	N/C
<i>Not available with Seat Depths less than 11" or Offset Frame.</i>	
Pull to Lock [CLWLK003]	N/C
Low Profile Scissor Lock [CLWLK012]	£63
<i>Not available with Full Poly tires</i>	
Drum Brake [CLWLK015]	£450
<i>Available only with 20", 22" and 24" MAXX Spoke wheels. Not available with Fold Down Push Handles or Ergo and Single Stroller Handles without integrated push handles. Axle is Quick Release.</i>	
Dual - Drum Brake with Push to Lock [CLWLK016]	£530
<i>Available only with 20", 22" and 24" MAXX Spoke wheels. Not available with Fold Down Push Handles or Ergo and Single Stroller Handles without integrated push handles. Axle is Quick Release.</i>	
Dual - Drum Brake with Pull to Lock [CLWLK017]	£530
<i>Available only with 20", 22" and 24" MAXX Spoke wheels. Not available with Fold Down Push Handles or Ergo and Single Stroller Handles without integrated push handles. Axle is Quick Release.</i>	
Omit [CLWLK008]	N/C

Wheel Lock Options

Extension Handles [CLWLK004]	£50
<i>Available only with Push to Lock or Pull to Lock Wheel Locks.</i>	
Grade Aids [CLWLK009]	£167
<i>Available only with Push to Lock Wheel Locks and Pneumatic or Pneumatic w/ Airless Insert tires.</i>	

Armrests

Armrest Type	Length		Price
Height Adjustable T-Arm Tall (11.5"-15") ¹	Desk	[CLARM039]	£306
	Full	[CLARM040]	
Height Adjustable T-Arm (8.5"-13.5") ¹	Desk	[CLARM003]	£306
	Full	[CLARM004]	
Height Adjustable T-Arm Low (6.5"-10.5") ²	Desk	[CLARM022]	£306
	Full	[CLARM023]	
Angle Adjustable Locking Extendable Flip Up ³	Desk	[CLARM010]	£306
	Full	[CLARM011]	

Arm Pads

Not available with Tubular Flip Up or Swing Away Armrests.

Standard Arm Pad [CLARM026]	N/C
Waterfall Arm Pad [CLARM020]	£35
<i>Not available with Angle Adjustable Locking Extendable Flip Up Armrest.</i>	
Foam Grip [CLARM025]	N/C
<i>Available only with Angle Adjustable Locking Extendable Flip Up Armrest.</i>	

Armrest Type		Price
Height Adjustable Pediatric Desk (6.5" - 10") ⁴	[CLARM014]	N/C
Tubular Flip Up ⁵	[CLARM015]	£223
Swing Away (7"-9") ⁶	[CLARM001]	£223
Tall Swing Away (9.25" - 11.25") ⁷	[CLARM021]	£223
Omit Armrests	[CLARM007]	N/C

1 Not available with Seat Depths less than 13". 16" minimum Seat Depth with Offset Frame. 1.25" minimum Rear Wheel Spacing.
 2 Not available with Seat Depths less than 12". 14" minimum Seat Depth with Offset Frame. 1.25" minimum Rear Wheel Spacing. If requested configuration is unavailable, Standard Height T-Arm will be used.
 3 Requires Fixed Height Backrest. Not available with backrest heights less than 12"
 4 Seat Depth plus Sling Position must be at least 10". Seat Depth plus Sling Position must be at least 12" with Offset Frame 1.25" minimum Rear Wheel Spacing.
 5 Requires Fixed Height Backrest. Not available with Arm Pads, Back Heights less than 13" or Back Heights less than 14" with Offset.
 6 Not available with Arm Pads or Outward Offset Back Posts. If selection is not available with rear wheel and rear seat height configuration, then Tall Swing Away armrest will be used.
 7 Not available with Arm Pads or Outward Offset Back Posts

Side Guards

Direct Mount Side Guards

Not available with T-Arms or Height Adjustable Pediatric Desk Armrests.

Composite Side Guards - Adult - Direct Mount Receiver [CLSDG002] N/C
Seat Depth plus Sling Position must be at least 12".

Composite Side Guards - Pediatric - Direct Mount Receiver [CLSDG001] N/C
Seat Depth plus Sling Position must be at least 10".

Side Guard Spacer Option

Allows backrest to fold between the Side Guards. Option must be selected when ordering Side Guards. Available only with 1.75" Rear Wheel Spacing.

No Side Guard Spacers [CLSGS001] N/C

Clamp-On Mount Side Guards

10" minimum Seat Depth. Not available with T-Arms or Height Adjustable Pediatric Desk Armrests.

Aluminum Adjustable Fender w/Foam Pad - Clamp-On Receiver - Black [CLSDG017] £300

Aluminum Adjustable Fender w/Foam Pad - Clamp-On Receiver [CLSDG018] £350

Carbon Fiber Adjustable Fender - Clamp-On Receiver [CLSDG016] £400

Accessories

5th Wheel

Rotating removable rear caster.

Standard 5th Wheel [CLATP002] £237

Dynamic 5th Wheel [CLATP004] N/C

Soft Elastomer [CLELA001] Firm Elastomer [CLELA002] N/C

Both elastomers are included; the selected elastomer will be installed.

Calf Strap

Not available with 8" or 9" wide chairs.

Velcro Adjustable [CLACC002] N/C

Padded Velcro Adjustable [CLACC003] £77

Padded Airmesh Calf Strap [CLACC010] £118

Pelvic Positioning Belts

1" Auto Buckle Pelvic Positioning Belt [CLPOB004] £63

1" Padded Auto Buckle Pelvic Positioning Belt [CLPOB005] £174

1 1/2" Auto Buckle Pelvic Positioning Belt [CLPOB001] £63

1 1/2" Padded Auto Buckle Pelvic Positioning Belt [CLPOB002] £174

Small Flex-Mount Positioning Belt (16-24") [CLPOB007] £216

Medium Flex-Mount Positioning Belt (19-29") [CLPOB008] £216

Large Flex-Mount Positioning Belt (25-37") [CLPOB009] £216

Other Accessories

Tool Kit [CLACC005] £23

Removable Underseat Pouch [CLACC015] £30

Pediatric Ki Mobility Backpack [CLACC026] £115

Best fit on chairs more than 8" wide.

Ki Mobility Backpack [CLACC009] £115

Best fit on chairs more than 10" wide.

Luggage Carrier [CLACC025] £84

Cane and Crutch Holder [CLACC007] £105

Canopy with Hardware [CLACC042] £313

Only available with Height Adjustable Integrated Handle

Anti - Tips

User Activated not available with One Arm Drive

Rear Anti-Tips [CLATP001] £105

User Activated - Pair [CLATP012] £368

User Activated - Left [CLATP010] £189

User Activated - Right [CLATP011] £189

Omit [CLATP000] N/C

Belt Mounting Kit

Ki Mobility Belt Mounting Clamp [CLACC023] £43

Spoke Guards

Not available with Mags. Black not available in 18" or 20". Themed Spoke Guards available in 20" and 22".

Clear Spoke Guards [CLSPG001] £174

Not available with Mag wheel.

Black Spoke Guards [CLSPG002] £174

Blue Monster Spoke Guards [CLSPG003] £209

Robo Fun Spoke Guards [CLSPG004] £209

Tutu Cute Spoke Guards [CLSPG005] £209

Tuxedo Time Spoke Guards [CLSPG008] £209

Color

Color

Frame/Accent: Select desired frame and accent colors. If no accent color from Package 1 is selected, frame color will be used. Touch-up paint is available for purchase through the parts manual.
Anodizing: Select desired color. If no selection is made, black will be used. Not available if Color Accent Package 2 is selected. Extended lead-time may apply.

Options	Price	Colors																			
		Gloss														Matte					
		Black	Ruby Red	Radiant Orange	Yellow	Electric Green	Rich Teal	Glacier Blue	Blue Steel	Deep Sapphire Blue	Purple Plum	Opalescent Violet	Dark Pink	Light Pink	Champagne	Shadow Black	Iridescent Navy	Bright Red	Tactical Green	Dry Earth Tan	Platinum
Frame	N/C																				
Color Accent Package ¹	N/C																				
Color Accent Package ²	N/C																				
Maxx Mag Color																					
Color Anodizing Package ³	Black	Blue	BrightGreen	Orange	Pewter	Pink	Purple	Red	Gold												
	N/C	£184	£184	£184	£184	£184	£184	£184	£184												

¹ Includes backrest rigidizer bar and front caster wings.

² Includes backplates, towers, tower clamps, and camber tube

³ Included in Colored Anodizing Package: Backrest plates, camber tube (not available with Wheelchair Drive Ready selection), towers, CG clamps (not available with negative Center of Gravity or Wheelchair Drive Ready selections), side guard receivers, front caster forks (standard or Single Sided) and Dynamic 5th Wheel split clamp.

References

A. Seat Width *See Diagram 1*

Measured from outside of frame tube on one side to outside of frame tube on other side.

B. Seat Depth *See Diagram 3*

Measured from front of back posts to front edge of seat sling. Seat sling starts at beginning of bend at front of frame.

C. Front Frame Bend *See Diagram 3*

Angle between front seat tube and ground.

D. Sling Position *See Diagram 2*

With 0 Sling Position, sling is approximately 4" from the front tube. The 1" and 2" Sling Positions extend the frame in front of the sling by that amount. -1 pushes the seat 1" farther forward. See Charts 1 and 2 for more detail.

E. Front Seat Height *See Diagram 1*

Measured from floor to top of seat tube at front of seat sling.

F. Footrest Width *See Diagram 1*

Measured from inside of front tube to inside of front tube on other side. Footrest width is listed below for each seat width. See Chart 1 for more detail.

G. Seat to Footrest Length *See Diagram 3*

Measured from front edge of seat sling to top of rear of footrest. Footrest length of at least 2.5" shorter than front seat height recommended.

H. Rear Seat Height *See Diagram 3*

Measured from floor to top of seat tube at front of back post. Rear seat height is custom to needs.

I. Center of Gravity Preset *See Diagram 3*

Measured from front of back post to center of rear axle. 0" indicates axle will be directly under back post.

J. Rear Wheel Spacing *See Diagram 1*

Measured from outside of seat back to inside of rear tire. Adjustable up to .5" outward.

Diagram 1

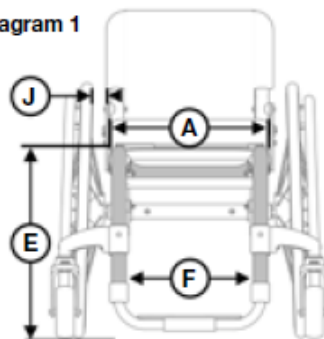


Diagram 2

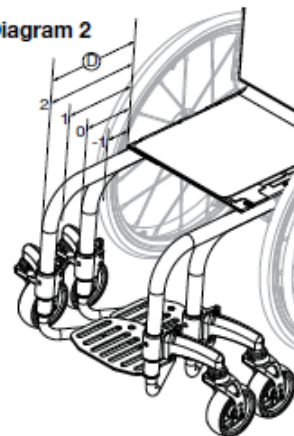


Diagram 3

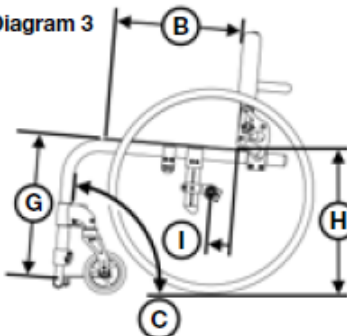


Chart 1

F. Footrest Width		
Seat Width	Straight Frame (Diagram 1)	Offset Frame
8"	5.75"	9"
9"	6.75"	10"
10"	7.75"	11"
11"	8.75"	12"
12"	9.75"	13"
13"	10.75"	14"
14"	11.75"	15"
15"	12.75"	16"
16"	13.75"	17"

Chart 2

Sling Position / Adjustable Depth / Seat Depth Compatibility									
Sling Position	-1", 0"			1"			2"		
	1"	2"	3"	1"	2"	3"	1"	2"	3"
Seat Depth	14"								X
	15"					X		X	X
	16"		X		X	X	X	X	X

"X" Indicates Sling Position, Adjustable Depth and Seat Depth combination is not available.
-1" Sling Position, 0" Adjustable Depth and 8" - 13" Seat Depths have no restrictions.