

2026

ottobock.

Adaptive wheelchair *Motus HEMI.*

☐ **Quotation**

☐ **Order**

Billing Address

PO no.	
Customer Name	
Street	
County PC	

Shipping address (if different from billing address)

Customer Name	
Street	
County PC	

Name _____ Date _____ Signature _____



Base Price - £1479.00

Please email all orders to
Bockuk@ottobock.com

Valid from 01.01.2026 to 31.12.26
Please ensure you are using the latest order form

By placing the order, you agree to comply with the instructions for use/service manuals for accessories and products of other manufacturers when combining them with an Ottobock product, in addition to the instructions for use/service manuals of the respective Ottobock products. Also you confirm to have read, understood and accepted, our general terms and conditions. In addition, you agree, upon placing an order, to conduct your own conformity assessment or approval in accordance with national requirements if and when you implement modifications or attachments that do not meet the specifications of Ottobock instructions for use/service manuals.
Wheelchairs with CLT package cannot be returned or exchanged

Article number: 480F61=2_AA04_C

Standard equipment Selection (unless alternative selected)

- Aluminium tube frame with cross brace
- Swing-away or integrated leg support holders
- Individual foot plate, angle-adjustable or single-panel foot plate, angle-adjustable
- Back support tubes with different height setting options
- Back support upholstery, adaptable
- Aluminium side panels with cold protection
- Drive wheels with hollow rims and quick-release axles, 1" tyres
- Knee lever wheel lock

Foldable

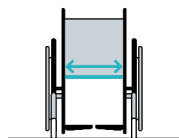
Max. user weight: 125 kg/ 275 lbs or 140 kg/ 309 lbs
Crash-tested according to ISO 7176-19

The number codes contained in this order form are not intended to be used as article numbers for spare parts orders.
Please scan the QR code to access the spare parts catalogue for any spare parts orders.



Adaptive wheelchair *Motus HEMI*.

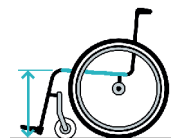
Filling aid – Wheelchair measurements


SW= cm

Seat Width
Outside edge of frame –
Outside edge of frame


SD= cm

Seat Depth
Front of seat upholstery –
Back support tube


ASH= cm

Anterior Seat Height
Ground –
Top of upholstery


PSH= cm

Posterior Seat height
Ground –
Top of seat upholstery


BH= cm

Back Support Height
Top of seat tube –
Top of back support upholstery


LL= cm

Lower Leg Length
Top of seat upholstery –
Top of foot plate (middle)

Wheelchair Type

- ☐ Standard Inclusive
- ☐ MB50 **Foot-propelled wheelchair** (reduced clearance*) Inclusive

* Risk due to getting caught on obstacles. Please observe safety information in the instructions for use.

Foot Space Enlargement

- ☐ MA63 ☐ Yes ☐ No

Maximum Payload

- ☐ up to 125 kg / 276 lb
- ☐ up to 140 kg / 309 lb

Seat Width [SW] in cm

- ☐ 35.5 ☐ 38 ☐ 40.5 ☐ 43 ☐ 45.5 ☐ 48 ☐ 50.5 ☐ 53 ☐ 55.5

Seat Depth (SD) in cm

- ☐ 36 ☐ 38 ☐ 40 ☐ 42 ☐ 44 ☐ 46 ☐ 48 ☐ 50 ☐ 52 ☐ 54

Anterior Seat Height [ASH] in cm (see table in annex)

22" drive wheel

- ☐ 38 ☐ 39 ☐ 40*

24" drive wheel

- ☐ 41 ☐ 42 ☐ 43 ☐ 44 ☐ 45 ☐ 46 ☐ 47 ☐ 48 ☐ 49 ☐ 50 ☐ 51
- ☐ 52 ☐ 53 ☐ 54 ☐ 55

* if PSH=40, then 24"

Lower Leg Length [LL]

LL= cm Top of seat upholstery – Top of foot plate (center)

Adaptive wheelchair *Motus HEMI.*

Posterior Seat Height [PSH] in cm

22" drive wheel

☐ 36 ☐ 37 ☐ 38 ☐ 39

24" drive wheel

☐ 40 ☐ 41 ☐ 42 ☐ 43 ☐ 44 ☐ 45 ☐ 46 ☐ 47 ☐ 48 ☐ 49 ☐ 50
☐ 51 ☐ 52

Back Height [BH] in cm

☐ 30 ☐ 32.5 ☐ 35 ☐ 37.5 ☐ 40 ☐ 42.5 ☐ 43 ☐ 45 ☐ 47.5 ☐ 48 ☐ 50

Frame Accessories

<input type="checkbox"/>	MA51	Tip assist, right	£59.00
<input type="checkbox"/>	MA52	Tip assist, left	£59.00
<input type="checkbox"/>	MA55	Anti-tipper, swing-away, right	£140.00
<input type="checkbox"/>	MA56	Anti-tipper, swing-away, left	£140.00
<input type="checkbox"/>	MA57	Crutch holder with tip assist, right	£59.00
<input type="checkbox"/>	MA58	Crutch holder with tip assist, left	£59.00

Caster Wheels

<input type="radio"/>	MF30	4" Solid rubber, black	Inclusive
<input type="radio"/>	MF31	5" Solid rubber, black	Inclusive
<input type="radio"/>	MF04	5.5" Soft rubber	Inclusive
<input type="radio"/>	MF32	6" Solid rubber, black	Inclusive
<input type="radio"/>	MF08	7" Solid rubber, black	Inclusive

Horizontal Drive Wheel Position (see table in annex)

☐ A ☐ B ☐ C ☐ D

Drive Wheel Camber

☐ 0° ☐ 2° ☐ 3° ☐ 4°

Drive Wheel Rim

<input type="radio"/>	MG06	Hollow rims	Inclusive
<input type="radio"/>	MG15	Infinity Ultralight	£187.00
<input type="radio"/>	MG80	With drum brake for attendant *	£404.00
<input type="radio"/>	MG83	One-arm drive (double push ring left) *	£645.00
<input type="radio"/>	MG83	One-arm drive (double push ring right) *	£645.00

* no combination with drive wheel camber

Tires

<input type="radio"/>	MG31	Schwalbe RightRun 1"	Inclusive
<input type="radio"/>	MG30	Pneumatic tire 1 3/8"	Inclusive
<input type="radio"/>	MG34	PU 1 3/8" *	Inclusive
<input type="radio"/>	MG341	PU 1", black *	£67.00
<input type="radio"/>	MG37	Schwalbe Marathon Plus Evolution 1"	£131.00
<input type="radio"/>	MG200	Schwalbe One 1"	£187.00

* no combination with MG15

Adaptive wheelchair *Motus HEMI.*

Handrims

<input type="radio"/>	MG52	Aluminium, silver anodized, high	Inclusive
<input type="radio"/>	MG53	Aluminium, silver anodized, low	£15.00
<input type="radio"/>	MG54	Rubber-coated, high	£110.00
<input type="radio"/>	MG56	Stainless steel, polished, high	£57.00
<input type="radio"/>	MG65	Gekko (ergonomic shape)	£420.00

Wheelbase Extension

<input type="radio"/>	MG82	With second fitting (incl. wheel lock adapter)	£341.00
-----------------------	------	--	---------

Rear Wheel Accessories

<input type="checkbox"/>	MG87	High-pressure air pump, 14 bar	£94.00
<input type="checkbox"/>	MG88	Airman-pump (battery-operated)	£187.00

Wheel Locks

<input type="radio"/>	MH01	Push-to-lock	Inclusive
<input type="radio"/>	MH11	Pull-to-lock *	£26.00
<input type="radio"/>	MH05	Scissor wheel lock *	£208.00
<input type="radio"/>	MH06	For user and attendant	£275.00
<input type="radio"/>	MH08	One-hand activated, right	£147.00
<input type="radio"/>	MH09	One-hand activated, left	£147.00

* to be preferred with short SD / DV frame

Wheel Lock Accessories

<input type="radio"/>	MH10	Wheel lock lever extension	£40.00
-----------------------	------	----------------------------	--------

Back Support System

<input type="radio"/>	MD01	Back support, straight	Inclusive
<input type="radio"/>	MD09	Back support with lumbar curve 8°	Inclusive
<input type="radio"/>	MD10	Back support, angle adjustment 30° *	£380.00
<input type="radio"/>	MD11	Foldable	£201.00

*combination with BH= 43 or 48 only / max. cap. 125kg/ 275lb

Back Design

<input type="radio"/>	MD03	Adaptable, padded	Inclusive
<input type="radio"/>	MD05	Adaptable, breathable	£108.00
<input type="radio"/>	MD93	Baxx Back (Aluminium)	£498.00
<input type="radio"/>	MD04	Standard *	Inclusive
<input type="radio"/>	MD06	Without	Inclusive

* chose with MD10

Widening Back Pad

<input type="radio"/>	MD80	+ 2 cm	£24.00
<input type="radio"/>	MD81	+ 4 cm	£31.00
<input type="radio"/>	MD82	Without	Inclusive

Height for Baxx Back

<input type="radio"/>	MD91	Low (10"/25 cm)	Inclusive
<input type="radio"/>	MD94	Medium (13"/33 cm)	Inclusive
<input type="radio"/>	MD95	Standard (16"/41 cm)	Inclusive

Adaptive wheelchair *Motus HEMI.*

Back Contour for Baxx Back

<input type="radio"/>	MD84	Active (2.5"/6 cm)	Inclusive
<input type="radio"/>	MD85	Deep (4"/10 cm)	Inclusive

Push Handles

<input type="radio"/>	MD50	Short	Inclusive
<input type="radio"/>	MD51	Long	Inclusive
<input type="radio"/>	MD53	Telescoping, short	£70.00
<input type="radio"/>	MD52	Telescoping, long	£70.00
<input type="radio"/>	MD55	Height adjustable/ detachable	£150.00
<input type="radio"/>	MD45	Height adjustable/ detachable for Baxx	£292.00
<input type="radio"/>	MD56	Folding *	£117.00

* max. cap. 125kg/ 275lb

Back Height Range

<input type="radio"/>	30 - 37.5 cm (if MD01 / +MD50/51/56)	Inclusive
<input type="radio"/>	37.5 - 40 cm (if MD01 / +MD50/51/56)	Inclusive
<input type="radio"/>	37.5 - 45 cm (if MD01 / +MD50/51/56)	Inclusive
<input type="radio"/>	40 - 45 cm (if MD01 / +MD50/51/56)	Inclusive
<input type="radio"/>	30 - 32.5 cm (if MD01 / +MD53/52/55)	Inclusive
<input type="radio"/>	32.5 - 40 cm (if MD01 / +MD53/52/55)	Inclusive
<input type="radio"/>	42.5 - 50 cm (if MD01 / +MD53/52/55)	Inclusive
<input type="radio"/>	35 - 40 cm (if MD09 / +MD53/52/55)	Inclusive
<input type="radio"/>	45 - 50 cm (if MD09)	Inclusive
<input type="radio"/>	47.5 - 50 cm (if MD09 / +MD50/51/56 or MD11/ + MD51)	Inclusive

Back Support Accessories

<input type="radio"/>	MD58	Stabiliser Bar	£144.00
-----------------------	------	----------------	---------

Thoracic Supports

<input type="radio"/>	MD23	Lateral Trunk Support STS, medium, right	£124.00
<input type="radio"/>	MD24	Lateral Trunk Support STS, medium, left	£124.00
<input type="radio"/>	MD62	Lateral Trunk Support STS, large, left	£157.00
<input type="radio"/>	MD63	Lateral Trunk Support STS, large, left	£157.00

Side Panels

<input type="radio"/>	ME01	Aluminium with cold protection	Inclusive
<input type="radio"/>	ME02	Aluminium with splash- and cold protection	£70.00
<input type="radio"/>	ME11	Plug-on side panel, plastic	£55.00
<input type="radio"/>	ME04	Carbon with splash protection	£467.00
<input type="radio"/>	ME05	Desk side panel with arm support, short	£327.00
<input type="radio"/>	ME06	Desk side panel with arm support, long	£327.00
<input type="radio"/>	ME17	Desk side panel with arm support, depth adjustable	£350.00

Side Panel Accessories

<input type="radio"/>	ME50	Arm support padded, swing away *	£293.00
		<input type="radio"/> short <input type="radio"/> long <input type="radio"/> long, extra high	
<input type="radio"/>	ME60	Tray	£230.00
<input type="radio"/>	ME67	Half-sided folding tray, left	£350.00
<input type="radio"/>	ME68	Half-sided folding tray, right	£350.00
<input type="radio"/>	ME61	Swivel unit for channel forearm support, right	£446.00
<input type="radio"/>	ME62	Swivel unit for channel forearm support, left	£446.00

* no combination with ME05/06/17

Otto Bock Mobility Solutions Plc - 32 Parsonage Road, Englefield Green, Egham, Surrey, TW20 0LD - Tel 01784 744900 - Web www.ottobock.com/en-uk

Adaptive wheelchair *Motus HEMI.*

Channel Forearm Support

<input type="radio"/>	ME70	One-piece channel forearm support, left	£76.00
<input type="radio"/>	ME71	One-piece channel forearm support, right	£76.00

Seat Upholstery

<input type="radio"/>	MC13	Standard	Inclusive
<input type="radio"/>	MC14	Adaptable	£105.00
<input type="radio"/>	MC06	Without	Inclusive

Seat Cushions

<input type="radio"/>	MC01	Standard (functional height 5 cm)	£42.00
<input type="radio"/>	MC02	Cubic Foam (functional height 5 cm)	£123.00
<input type="radio"/>	MC05	Evolight (functional height 6 cm)	£212.00
<input type="radio"/>	MC20	Terra (functional height 6 cm)	£204.00
<input type="radio"/>	MC21	Terra Aquos (functional height 6 cm)	£241.00
<input type="radio"/>	MC22	Terra Flair (functional height 6 cm)	£441.00
<input type="radio"/>	MC23	Cloud (functional height 11 cm)	£635.00
<input type="radio"/>	MC29	Livo (functional height 5 cm)	£72.00
<input type="radio"/>	MC30	EvoFlair (functional height 8 cm)	£268.00

Leg Support

<input type="radio"/>	MB10	Plastic, Individual, angle adjustable	Inclusive
<input type="radio"/>	MB03	Aluminium, single panel, angle-adjustable	£125.00
<input type="radio"/>	MB09	Aluminium, individual, angle adjustable	£135.00
<input type="radio"/>	MB20	Single panel, short lower leg length	£174.00
<input type="radio"/>	MB21	Amputation leg support, right *	£231.00
<input type="radio"/>	MB22	Amputation leg support, left *	£231.00
<input type="radio"/>	MB23	Amputation leg support, pair	£448.00
<input type="radio"/>	MB85	Stealth Amputation leg support, Left	£463.00
<input type="radio"/>	MB86	Stealth Amputation leg support, Right	£463.00
<input type="radio"/>	MB87	Stealth Amputation leg support, Pair	£926.00
<input type="radio"/>	MB26	Elevating leg support, right *	£150.00
<input type="radio"/>	MB27	Elevating leg support, left *	£150.00
<input type="radio"/>	MB25	Elevating leg support, pair	£294.00
<input type="radio"/>	MB99	Without	Inclusive

* MB10 on opposite side

Version Foot Plate Bar

<input type="radio"/>	MB200	Standard	Inclusive
<input type="radio"/>	MB201	Swing away, left side	£81.00
<input type="radio"/>	MB202	Swing away, right side	£81.00

Length Foot Plate Bar without seat cushion (see table in annex)

<input type="radio"/>	MB40	Short	Inclusive
<input type="radio"/>	MB41	Medium	Inclusive
<input type="radio"/>	MB42	Long	Inclusive

Adaptive wheelchair *Motus HEMI.*










Other Accessories

<input type="checkbox"/>	MZ51	Lap belt with metal buckle	£76.00
<input type="checkbox"/>	MZ52	Tool kit	£49.00

Spoke Protector

<input type="radio"/>	MG90	Transparent	£137.00
-----------------------	------	-------------	---------

Color: Frame

<input type="radio"/>	002	Anthracite		Inclusive
<input type="radio"/>	016	Silver metallic		Inclusive
<input type="radio"/>	023	White RAL 9016		Inclusive
<input type="radio"/>	048	Obsidian Black (texture)		Inclusive
<input type="radio"/>	051	Sunny Orange (texture)		Inclusive
<input type="radio"/>	058	Mint Green		Inclusive
<input type="radio"/>	059	Raspberry Red		Inclusive
<input type="radio"/>	060	Azure Blue		Inclusive
<input type="radio"/>	056	Pearl White		£59.00

Color: Side Panel

<input type="radio"/>		Obsidian Black (texture)	
<input type="radio"/>	ME20	Frame color *	£94.00

* no combination with ME04/11

Color: Baxx Back

<input type="radio"/>	MD89	White RAL 9016	Inclusive
<input type="radio"/>	MD90	Obsidian Black (texture)	Inclusive
<input type="radio"/>	MD88	Frame color	Inclusive

Special Accessories

<input type="checkbox"/>	MZ58	Bag for rear wheels (2 wheels / max.: 28")	£105.00
<input type="checkbox"/>	MZ59	Pocket for Mobile phone	£28.00
<input type="checkbox"/>	MZ89	Protector for quick-release-axle	£12.00
<input type="checkbox"/>	MZ92	WheelBlades (ski blades for caster wheels)	£420.00
<input type="checkbox"/>	MZ93	Backpack	£47.00

Mounting Set Head Support

<input type="radio"/>	MZ54	Mounting set	£121.00
<input type="radio"/>	MZ61	Clinical mounting set	£121.00

Head/Neck Supports for UniLink

<input type="radio"/>	MZ105	Comfort Plus, size M	£452.00
<input type="radio"/>	MZ106	Combo (3-pad), size L	£606.00

UniLink Accessories

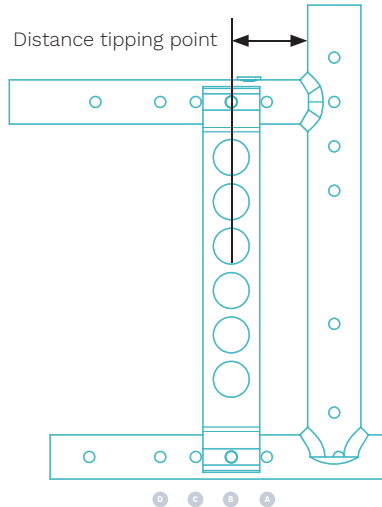
<input type="radio"/>	MZ107	UniLink extension 38 mm	£63.00
<input type="radio"/>	MZ108	UniLink extension 50 mm	£63.00
<input type="radio"/>	MZ109	UniLink extension 76 mm	£62.00

Adaptive wheelchair *Motus HEMI*.

Anterior Seat Height [ASH] → Wheel Diameter / Fork Length in cm

Caster fork	Wheel diameter				
	4"	5"	5.5"	6"	7"
short	38 - 46	40 - 46	42 - 47	42 - 47	44 - 49
long	46 - 53	47 - 54	44 - 55	44 - 55	45 - 55

Drive Wheel Position → Distance from tipping point in mm

Dimension (horizontal) from centre axis to apex point Back support tube (front edge)/upholstery bar (top edge)		
Drive Wheel Position	Distance from tipping point	
D (active)	83 mm	
C	63 mm	
B	43 mm	
A	23 mm	

Length Foot Plate Bar in mm

	Motus CV			Motus CS
	MB03/09	MB10	MB25/26/27	MB03/09
short	34 - 41	34 - 38	34 - 39	35 - 47
medium	37 - 47	38 - 50	34 - 50	45 - 55
long	42 - 53	45 - 55	42 - 55	52 - 55

Adaptive wheelchair *Motus HEMI.*

Information




MA51/52
Tip-assist



MA55/56
Anti-tipper



MA57/58
Crutch holder




MF04
Soft rubber caster wheel



MG65
Gekko push ring



MH01
Push-to-lock wheel lock



MH05
Scissor wheel lock



MH08/09
One-hand wheel lock



MD10
Back support, angle
adjustment 30°



MD11
Foldable back



MD05
Breathable back support



MD93
Baxx Back



MD55
Push handles, height
adjustable/ detachable



MD56
Push handles, folding



MD58
Stabiliser Bar



MD23/24/62/63
Lateral Trunk Support STS


Adaptive wheelchair *Motus HEMI*.

Information



ME02

Aluminium with splash- and cold protection



ME04

Carbon with splash protection



ME05/06/17

Desk side panel with arm support




ME11

Plug-on side panel plastic support



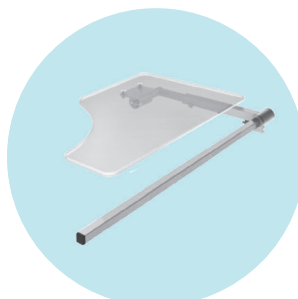
ME50

Arm support padded, swing away



ME60

Tray




ME67/68

Half-sided folding tray




ME70/71

One-piece channel forearm support




MC20

Terra



MC21

Terra Aquos




MC22

Terra Flair



MC23

Cloud



MB20

Leg support for short LL




MB21/22/23

Amputation leg support



MB85/86/87

Stealth Amputation leg support



MB26/27/25

Leg support, elevating

Adaptive wheelchair *Motus HEMI.*

Information



MZ58
Bag for rear wheels



MZ59
Pocket for Mobile phone




MZ89
Protector for quick-release-
axle



MZ93
Backpack



MZ54
Mounting set head support



MZ61
Clinical mounting set head
support



MZ105
Comfort Plus head support



MZ106
Combo head support