

Osprey Healthcare

Adult Tilt-in-space

Manual Tilt with Handbrake Adjustment



KEY FEATURES

- ✓ Easy to Tilt
- ✓ Adjustable Headrest
- ✓ Adult, Paediatric & Infant Sizes
- ✓ Adjustable Footrest
- ✓ Supportive Mesh
- ✓ Optional Mesh Aperture
- ✓ Stainless Steel (Rust resistant)
- ✓ Adjustable Seat Height

SERVICE

- ✓ Free Home Assessment
- ✓ Free Staff Training

Adult T.I.S. Cradle

 Online video available



Ref: 900

Adult T.I.S. Chair

 Online video available












Ref: 981










SUITABLE FOR USE WITH

- ✓ Reduced Muscle Tone
- ✓ Involuntary Movement
- ✓ Pressure Ulcers
- ✓ Amputations
- ✓ Spasm
- ✓ Stroke Patients

Adult T.I.S. Chair

Seat Width	Overall Width	Seat Height	Overall Height	Seat Depth	Overall Depth	Overall Depth When Tilted	SWL	Weight
								
480mm	650mm	AJD	1370mm	450mm	1100mm	1450mm	150kg	20kg

Adult T.I.S. Cradle

Seat Width	Overall Width	Seat Height	Overall Height	Seat Depth	Overall Depth	Overall Depth When Tilted	SWL	Weight
								
480mm	650mm	AJD	1320mm	430mm	1100mm	1450mm	150kg	17kg

