

2023

ottobock.

Base Price - £1546.00

Order no.:

Valid from 01.01.23 to 31.12.23  
Please ensure you are using the latest order form☐ Provide estimate only☐ Order☐ Attachment for custom fabrication enclosed

Billing address/customer number

Delivery address

Sales person

Name

Date Signature

By placing the order, you agree to comply with the instructions for use/service manuals for accessories and products of other manufacturers when combining them with an Ottobock product, in addition to the instructions for use/service manuals of the respective Ottobock products. Also you confirm to have read, understood and accepted, our general terms and conditions. In addition, you agree, upon placing an order, to conduct your own conformity assessment or approval in accordance with national requirements if and when you implement modifications or attachments that do not meet the specifications of Ottobock instructions for use/service manuals.

## Ventus

## Rigid frame adaptive wheelchair

Article number: 480A25=00000\_K



## Standard equipment

- Aluminium tube frame
- Rigid axle
- Foot plate with different angle and height setting options
- Nylon seat and back support upholstery, black
- Back support, folding/angle-adjustable
- Aluminium side panels
- Wheel camber selectable in 3° increments
- Hollow rims with high-pressure tyres
- Knee lever wheel lock

rigid, max. user weight:

SW 28 cm – 44 cm: 100 kg/220 lbs

SW 46 cm – 50 cm: 140 kg/308 lbs

## Seat measurements in cm

Seat width SW*	<input type="checkbox"/> 28	<input type="checkbox"/> 30	<input type="checkbox"/> 32	<input type="checkbox"/> 34	<input type="checkbox"/> 36	<input type="checkbox"/> 38
	<input type="checkbox"/> 40	<input type="checkbox"/> 42	<input type="checkbox"/> 44	<input type="checkbox"/> 46	<input type="checkbox"/> 48	<input type="checkbox"/> 50
Seat depth SD	<input type="checkbox"/> 30	<input type="checkbox"/> 32	<input type="checkbox"/> 34	<input type="checkbox"/> 36	<input type="checkbox"/> 38	<input type="checkbox"/> 40
	<input type="checkbox"/> 42	<input type="checkbox"/> 44	<input type="checkbox"/> 46	<input type="checkbox"/> 48	<input type="checkbox"/> 50	

\* SW Ventus = distance between side panels

## Seat height measurements in cm

Anterior seat height (ASH)	<input type="checkbox"/> 42	<input type="checkbox"/> 43	<input type="checkbox"/> 44	<input type="checkbox"/> 45	<input type="checkbox"/> 46	<input type="checkbox"/> 47	<input type="checkbox"/> 48	<input type="checkbox"/> 49
	<input type="checkbox"/> 50	<input type="checkbox"/> 51	<input type="checkbox"/> 52	<input type="checkbox"/> 53	<input type="checkbox"/> 54			

## Seat height measurements in cm

Posterior seat height (PSH)	<input type="checkbox"/> 33	<input type="checkbox"/> 34	<input type="checkbox"/> 35	<input type="checkbox"/> 36	<input type="checkbox"/> 37	<input type="checkbox"/> 38	<input type="checkbox"/> 39	<input type="checkbox"/> 40
	<input type="checkbox"/> 41	<input type="checkbox"/> 42	<input type="checkbox"/> 43	<input type="checkbox"/> 44	<input type="checkbox"/> 45	<input type="checkbox"/> 46	<input type="checkbox"/> 47	<input type="checkbox"/> 48
	<input type="checkbox"/> 49	<input type="checkbox"/> 50	<input type="checkbox"/> 51	<input type="checkbox"/> 52	<input type="checkbox"/> 53			

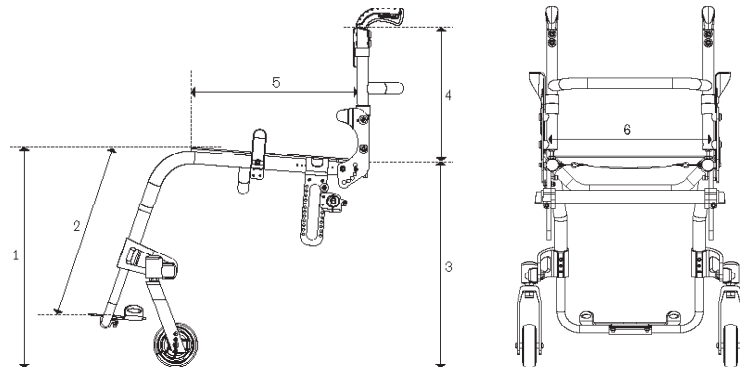
The number codes contained in this order form are not intended to be used as article numbers for spare parts orders.  
Please use the spare parts catalogue for spare parts orders.

Otto Bock Mobility Solutions Plc - 32 Parsonage Road, Englefield Green, Egham, Surrey, TW20 0LD - Tel 01784 744900 - Email bockuk@ottobock.com - Web www.ottobock.com/en-uk

## Information

### Wheelchair measurements\*

- 1 Anterior seat height (ASH)  
= ground to top of seat upholstery
- 2 Lower leg length (LL)  
= top of seat upholstery to top of foot plate  
(without seat cushion)
- 3 Posterior seat height (PSH)  
= ground to top of seat upholstery
- 4 Back support height (BH)  
= top of seat tube to top of back support upholstery
- 5 Seat depth (SD)  
= front of seat upholstery to back support tube
- 6 Seat width (SW)  
= outside edge of frame tube to outside edge of frame tube



\* This information will help to support user-oriented settings and product development. Ottobock guarantees the confidential and purely internal use of these data.

### Increase in overall width because of the wheel camber setting of the drive wheels (in cm)

Wheel camber	22" drive wheel	24" drive wheel	25" drive wheel
3°	< 6	6	> 6
6°	< 12	12	> 12
9°	< 18	18	> 18

### Lower leg length (in cm)

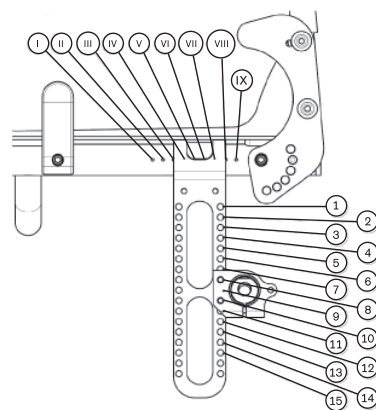
Measured from top of seat upholstery to top of foot plate	
Short lower leg length	32 – 39 cm
LL	39 – 50 cm

### Seat height table

#### Posterior seat height<sup>1</sup> in cm

Drive wheel size	Axle with camber	Slider	
		Medium	Long
22"	0°/3°	35 – 44	35 – 49
	6°	34 – 43	34 – 48
	9°	33 – 42	33 – 47
24"	0°/3°	38 – 46	38 – 52
	6°	37 – 46	37 – 51
	9°	36 – 45	36 – 50
25"	0°/3°	39 – 48	39 – 53
	6°	38 – 47	38 – 52
	9°	37 – 46	37 – 51

### Drive wheel position (centre of gravity)



<sup>1</sup> The anterior seat height depends on the selected wheel size, caster fork and mounting position. Specified at 0° seat inclination, without seat cushion. A manufacturing tolerance of 10 mm applies to all measurements.

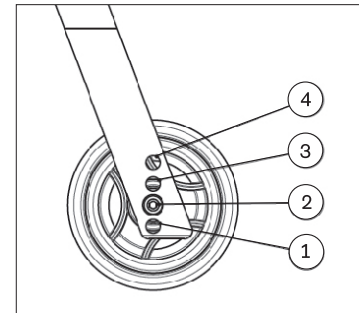
Front frame angle								
MA 20	<input type="checkbox"/>	75°	Inclusive					
MA 21	<input type="checkbox"/>	85°	Inclusive					
Abduction/offset								
MA 06	<input type="checkbox"/>	4 cm, abduction (seat widths up to 36 cm)	Inclusive					
MA 14	<input type="checkbox"/>	0 cm, offset	Inclusive					
MA 15	<input type="checkbox"/>	2 cm, offset (≥ SW 32 cm)	Inclusive					
MA 16	<input type="checkbox"/>	4 cm, offset (≥ SW 36 cm)	Inclusive					
Frame accessories								
MA 51	<input type="checkbox"/>	Tip-assist, right	£94.00					
MA 52	<input type="checkbox"/>	Tip-assist, left	£94.00					
MA 55	<input type="checkbox"/>	Anti-tipper, right	£117.00					
MA 56	<input type="checkbox"/>	Anti-tipper, left	£117.00					
MA 60	<input type="checkbox"/>	Frame pad	£77.00					
Caster wheels		dimensions in mm						
MF 30	<input type="checkbox"/>	4" solid rubber, black	100 × 32 Inclusive					
MF 35	<input type="checkbox"/>	4" soft caster, aluminium	100 × 38 £150.00					
MF 31	<input type="checkbox"/>	5" solid rubber, black	125 × 32 Inclusive					
MF 36	<input type="checkbox"/>	5" soft caster, aluminium	125 × 38 £150.00					
MF 04	<input type="checkbox"/>	5.5" soft caster, grey	140 × 40 Inclusive					
MF 05	<input type="checkbox"/>	6" pneumatic, grey	150 × 30 Inclusive					
MF 32	<input type="checkbox"/>	6" solid rubber, black	155 × 33 Inclusive					
MF 37	<input type="checkbox"/>	6" soft caster, aluminium	150 × 38 £150.00					
Caster forks								
MF 90	<input type="checkbox"/>	Caster forks, standard	Inclusive					
MF 94	<input type="checkbox"/>	Design caster forks	£164.00					
MX 30	<input type="checkbox"/>	Froglegs, suspension caster forks	£422.00					
Length of fork								
MF 80	<input type="checkbox"/>	Long	Inclusive					
MF 81	<input type="checkbox"/>	Short	Inclusive					
MF 82	<input type="checkbox"/>	Extra short	Inclusive					
Wheelbase broadening								
MF 99	<input type="checkbox"/>	10 mm	£38.00					
MF 99	<input type="checkbox"/>	15 mm	£38.00					
Drive wheel size								
MG 01	<input type="checkbox"/>	22"	Inclusive					
MG 02	<input type="checkbox"/>	24"	Inclusive					
MG 00	<input type="checkbox"/>	25"	Inclusive					
Drive wheel position (centre of gravity)								
<input type="checkbox"/> I	<input type="checkbox"/> II	<input type="checkbox"/> III	<input type="checkbox"/> IV	<input type="checkbox"/> V	<input type="checkbox"/> VI	<input type="checkbox"/> VII	<input type="checkbox"/> VIII	<input type="checkbox"/> IX
<input type="checkbox"/> X	<input type="checkbox"/> XI	<input type="checkbox"/> XII	<input type="checkbox"/> XIII (only in combination with wheelbase extension)					

## Information

### Seat height table

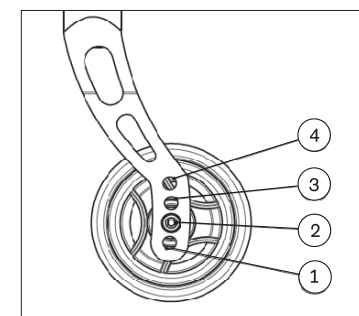
#### Anterior seat height (in cm)

Caster wheel size	Caster fork, standard		
	Extra short	Short	Long
4"	42 – 44	45 – 48	49 – 51
5"	–	45 – 49	49 – 53
5.5"	–	47 – 49	50 – 53
6"	–	47 – 49	50 – 53



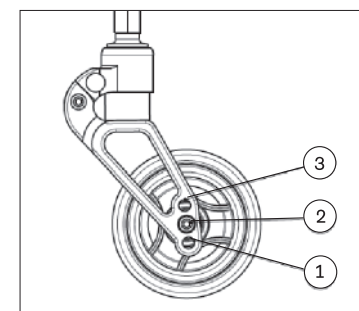
Caster fork, standard

Caster wheel size	Extra short	Caster fork, design	
		Short	Long
4"	42	46 – 49	50 – 53
5"	–	46 – 50	50 – 53
5.5"	–	48 – 51	51 – 54
6"	–	50 – 51	51 – 54



Caster fork, design

Caster wheel size	Caster fork, froglegs	
	Short	Long
4"	48 – 50	50 – 52
5"	50 – 51	52 – 53
6"	51 – 52	53 – 54



Caster fork, froglegs

The values indicated are theoretically determined values. Max. deviation of 1 cm. The anterior seat height depends on the selected wheel size, caster fork and mounting position. Please refer to the seat height table! Specified without seat cushion at 0° seat inclination.

Axle with camber						
MG 40	<input type="checkbox"/>	0°				Inclusive
MG 41	<input type="checkbox"/>	3°				Inclusive
MG 42	<input type="checkbox"/>	6°				Inclusive
MG 43	<input type="checkbox"/>	9°				Inclusive

Drive wheel rim			22"		25"	
MG 06	<input type="checkbox"/>	Hollow rim	•	•	•	Inclusive
MG 10	<input type="checkbox"/>	Spinergy SPOX		•		£937.00
MG 11	<input type="checkbox"/>	Spinergy LX		•		£1207.00
MG 15	<input type="checkbox"/>	Infinity Ultralight (not possible in combination with MG 34)	•	•	•	£108.00

Tyres			22"		25"	
MG 31	<input type="checkbox"/>	Schwalbe RightRun 1"	•	•	•	Inclusive
MG 34	<input type="checkbox"/>	PU 1" (not possible in combination with MG 15)		•		Inclusive
MG 341	<input type="checkbox"/>	PU 1", black (not possible in combination with MG 15)		•		Inclusive
MG 37	<input type="checkbox"/>	Schwalbe Marathon Plus Evolution 1"	•	•	•	£128.00
MG 371	<input type="checkbox"/>	Schwalbe Marathon Plus Evolution 1.1"		•		£68.00

Drive wheel attachment device						
MG 75	<input type="checkbox"/>	Short (max. posterior seat height 43 cm)				Inclusive
MG 76	<input type="checkbox"/>	Medium (max. posterior seat height 47 cm)				Inclusive
MG 77	<input type="checkbox"/>	Long (max. posterior seat height 53 cm)				Inclusive

Handrims			22"		25"	
MG 52	<input type="checkbox"/>	Aluminium, silver anodised, high	•	•	•	Inclusive
MG 53	<input type="checkbox"/>	Aluminium, silver anodised, low	•	•		£14.00
MG 54	<input type="checkbox"/>	Rubber-coated, high	•	•	•	£150.00
MG 56	<input type="checkbox"/>	Stainless steel, polished, high	•	•	•	£58.00
MG 57	<input type="checkbox"/>	Stainless steel, polished, low	•	•		£58.00
MG 63	<input type="checkbox"/>	CURVE L (anodised)		•	•	£495.00
MG 64	<input type="checkbox"/>	CURVE L Grip for users with limited gripping function		•	•	£545.00
MG 65	<input type="checkbox"/>	GEKKO, ergonomic handrim		•	•	£536.00

Handrim mounting			22"		25"	
MG 70	<input type="checkbox"/>	Narrow mounting position (15 mm)	•	•	•	Inclusive
MG 71	<input type="checkbox"/>	Wide mounting position (25 mm)	•	•	•	Inclusive

Wheelbase extension						
MG 85	<input type="checkbox"/>	With second axle				£427.00
MG 86	<input type="checkbox"/>	Single				£280.00
MG 46	<input type="checkbox"/>	Without				Inclusive

Drive wheel accessories						
MG 87	<input type="checkbox"/>	High-pressure air pump, 14 bar				£113.00

Shock absorber						
MG 97	<input type="checkbox"/>	“Soft” degree of damping (up to 60 kg)				£575.00
MG 98	<input type="checkbox"/>	“Medium” degree of damping (61 kg to 100 kg)				£575.00
MG 99	<input type="checkbox"/>	“Hard” degree of damping (101 kg to 140 kg)				£575.00


## Information



MA 51 Tip-assist, right



MA 56 Anti-tipper, left



MG 76 Drive wheel attachment device, long (with accessory mount for anti-tipper/tip-assist)



MG 85 Wheelbase extension with second axle



MH 04 Knee lever wheel lock, enhanced



MD 50 Push handle, standard, short



MD 53 Push handle, telescoping, short



ME 02 Clothing guard side panel, aluminium



ME 05 Side panel with arm support, height-adjustable



MB 03 Single-panel leg support, angle- and depth-adjustable



MB 06 Tube leg support, fixed



MB 73 Lateral heel blocks



MF 90 Caster fork, standard



ME 50 Arm support, padded, height-adjustable, swing-away

Wheel locks											
MH 01	<input type="checkbox"/>	Knee lever wheel lock									Inclusive
MH 13	<input type="checkbox"/>	Knee lever wheel lock, enhanced									£358.00
MH 05	<input type="checkbox"/>	Scissor wheel lock									£186.00
Wheel lock accessories											
MH 10	<input type="checkbox"/>	Wheel lock lever extension									£38.00
Back support height in cm											
<input type="checkbox"/> 22.5	<input type="checkbox"/> 25	<input type="checkbox"/> 27.5	<input type="checkbox"/> 30	<input type="checkbox"/> 32.5	<input type="checkbox"/> 35	<input type="checkbox"/> 37.5	<input type="checkbox"/> 40	<input type="checkbox"/> 42.5	<input type="checkbox"/> 45	<input type="checkbox"/> 47.5	<input type="checkbox"/> 50
Back support system											
MD 10	<input type="checkbox"/>	Straight back support tube, folding onto the seat surface									Inclusive
MD 12	<input type="checkbox"/>	Straight back support tube, fixed									£98.00
Back support upholstery											
MD 04	<input type="checkbox"/>	Upholstery, standard									Inclusive
MD 03	<input type="checkbox"/>	Upholstery, adaptable, padded									Inclusive
MD 25	<input type="checkbox"/>	Adaptable/height-adjustable upholstery including push handles, long (adjustment range = 10 cm; ≥ BH 27.5 cm)									£229.00
MD 26	<input type="checkbox"/>	Adaptable/height-adjustable upholstery including push handles, short (adjustment range = 10 cm; ≥ BH 27.5 cm)									£238.00
MD 40	<input type="checkbox"/>	Fixed back support plate (≥ BH 30 cm)									£95.00
Push handles											
MD 50	<input type="checkbox"/>	Standard, short (≥ BH 25 cm)									Inclusive
MD 51	<input type="checkbox"/>	Standard, long (≥ BH 25 cm)									Inclusive
MD 53	<input type="checkbox"/>	Telescoping, short (≥ BH 25 cm)									£160.00
MD 52	<input type="checkbox"/>	Telescoping, long (≥ BH 25 cm)									£160.00
MD 55	<input type="checkbox"/>	Height-adjustable/removable (≥ BH 30 cm)									£193.00
MD 56	<input type="checkbox"/>	Folding (≥ BH 30 cm)									£137.00
MD 59	<input type="checkbox"/>	Without									Inclusive
Side panels											
ME 01	<input type="checkbox"/>	Side panel, aluminium									Inclusive
ME 02	<input type="checkbox"/>	Clothing guard, aluminium									£158.00
ME 03	<input type="checkbox"/>	Plastic clothing guard with different setting options									£150.00
ME 04	<input type="checkbox"/>	Carbon clothing guard with different setting options									£594.00
ME 05	<input type="checkbox"/>	Side panel with arm support, height-adjustable									£260.00
Side panel accessories											
ME 50	<input type="checkbox"/>	Arm support, padded, swing-away, different height setting options									£216.00
ME 51	<input type="checkbox"/>	Neoprene insert for clothing guard									£25.00
ME 61	<input type="checkbox"/>	Swivel unit for channel forearm pads, for mounting on right side									£247.00
ME 62	<input type="checkbox"/>	Swivel unit for channel forearm pads, for mounting on left side									£247.00
Seat upholstery											
MC 13	<input type="checkbox"/>	Upholstery, standard									Inclusive
MC 14	<input type="checkbox"/>	Upholstery, adaptable									£107.00
MC 19	<input type="checkbox"/>	Fixed seat plate									£180.00

## Information




MG 100 Graphic



MG 101 Miracle



MG 102 Network



MG 103 Robots



MG 104 Spectrum



Seat cushion			
MC 01	<input type="checkbox"/>	Standard (seat cushion thickness 5 cm)	£94.00
MC 02	<input type="checkbox"/>	Cubic Foam (seat cushion thickness 5 cm)	£136.00
MC 05	<input type="checkbox"/>	Evolight (seat cushion thickness 6 cm, up to 125 kg/275 lb)	£193.00
MC 20	<input type="checkbox"/>	Terra (seat cushion thickness 10 cm)	£185.00
MC 21	<input type="checkbox"/>	Terra Aquos (seat cushion thickness 10 cm)	£234.00
MC 22	<input type="checkbox"/>	Terra Flair (seat cushion thickness 10 cm)	£560.00
MC 23	<input type="checkbox"/>	Cloud (seat cushion thickness 10 cm)	£532.00
MC 29	<input type="checkbox"/>	Livo (seat cushion thickness 5 cm)	£74.00
MC 30	<input type="checkbox"/>	Evoflair (seat cushion thickness 8 cm)	£291.00
Lower leg length in cm (without seat cushion)			
Desired setting: _____ (available setting range 20 – 50 cm)			
Leg support bar options			
MB 40	<input type="checkbox"/>	Short (39 – 44 cm)	Inclusive
MB 42	<input type="checkbox"/>	Long (39 – 49 cm)	Inclusive
Leg supports			
MB 03	<input type="checkbox"/>	Single panel leg support, angle-adjustable	Inclusive
MB 06	<input type="checkbox"/>	Tube leg support, rigid	£112.00
MB 20	<input type="checkbox"/>	Single-panel leg support, angle-adjustable (for short lower leg length: 20 – 39 cm)	£170.00
Leg support accessories			
MB 71	<input type="checkbox"/>	Leg fixation (calf band)	£25.00
MB 73	<input type="checkbox"/>	Lateral heel blocks	£74.00
Other accessories			
MZ 51	<input type="checkbox"/>	Lap belt with metal buckle	£97.00
MZ 52	<input type="checkbox"/>	Tool kit	£49.00
Head support			
MD 22	<input type="checkbox"/>	Attachment for head support mounting kit	£130.00
MZ 61	<input type="checkbox"/>	Mounting kit for head support, horizontal (max. loading capacity 125 kg)	£176.00
MZ 62	<input type="checkbox"/>	Mounting kit for head support, horizontal and vertical (max. load capacity 125 kg)	£301.00
MZ 63	<input type="checkbox"/>	Head support, complete incl. mounting kit, horizontal and vertical (max. load capacity 125 kg)	£347.00
Spoke protector			
MG 90	<input type="checkbox"/>	Spoke protector, transparent	£146.00
MG 100	<input type="checkbox"/>	Spoke protector, Graphic decor	£212.00
MG 101	<input type="checkbox"/>	Spoke protector, Miracle decor	£212.00
MG 102	<input type="checkbox"/>	Spoke protector, Network decor	£212.00
MG 103	<input type="checkbox"/>	Spoke protector, Robots decor	£212.00
MG 104	<input type="checkbox"/>	Spoke protector, Spectrum decor	£212.00

Frame colours			
001	<input type="checkbox"/>	Brilliant silver	Inclusive
002	<input type="checkbox"/>	Anthracite metallic	Inclusive
003	<input type="checkbox"/>	Jet black RAL 9005	Inclusive
004	<input type="checkbox"/>	Ice blue	Inclusive
005	<input type="checkbox"/>	Sparkle light orange	Inclusive
009	<input type="checkbox"/>	Vinho sparkle	Inclusive
010	<input type="checkbox"/>	Marine blue	Inclusive
012	<input type="checkbox"/>	Sky blue	Inclusive
013	<input type="checkbox"/>	Jet black matte RAL 9005	Inclusive
014	<input type="checkbox"/>	Candy red	Inclusive
021	<input type="checkbox"/>	Sparkle granny-smith	Inclusive
023	<input type="checkbox"/>	White RAL 9016	Inclusive
027	<input type="checkbox"/>	Shimano matte	Inclusive
032	<input type="checkbox"/>	Pure metal blue	£412.00
033	<input type="checkbox"/>	Pure metal green	£412.00
034	<input type="checkbox"/>	Pure metal bronze	£412.00
035	<input type="checkbox"/>	Pure metal red	£412.00
Special accessories			
MZ 58	<input type="checkbox"/>	Bag for drive wheels (for 2 drive wheels up to 28")	£109.00
MZ 59	<input type="checkbox"/>	Pocket for mobile phone	£31.00
MZ 89	<input type="checkbox"/>	Protection for quick-release-axle	£9.00
MZ 92	<input type="checkbox"/>	Wheel blades (mini-skis for caster wheels)	£428.00
MZ 93	<input type="checkbox"/>	Wheelchair backpack	£63.00

**Technical data**

Overall length (in cm)							
Seat depth	Lower leg length min./max.	22" drive wheel		24" drive wheel		25" drive wheel	
		Front axle position	Rear axle position	Front axle position	Rear axle position	Front axle position	Rear axle position
30	17	59	67	61.5	69.5	62.5	70.5
	50	66.5	74.5	69	77	70	78
32	17	61	69	63.5	71.5	64.5	72.5
	50	68.5	76.5	71	79	72	80
34	17	63	71	65.5	73.5	66.5	74.5
	50	70.5	78.5	73	81	74	82
36	17	65	73	67.5	75.5	68.5	76.5
	50	72.5	80.5	75	83	76	84
38	17	67	75	69.5	77.5	70.5	78.5
	50	74.5	82.5	77	85	78	86
40	17	69	77	71.5	79.5	72.5	80.5
	50	76.5	84.5	79	87	80	88
42	17	71	79	73.5	81.5	74.5	82.5
	50	78.5	86.5	81	89	82	90
44	17	73	81	75.5	83.5	76.5	84.5
	50	80.5	88.5	83	91	84	92
46	17	75	83	77.5	85.5	78.5	86.5
	50	82.5	90.5	85	93	86	94
48	17	77	85	79.5	87.5	80.5	88.5
	50	84.5	92.5	87	95	88	96
50	17	79	87	81.5	89.5	82.5	90.5
	50	86.5	94.5	89	97	90	98

With wheelbase extension – rear axle position + 8 cm

Overall width with drive wheel with hollow rim	
28	45
30	47
32	49
34	51
36	53
38	55
40	57
42	59
44	61