

Fitting / Order form

Prices valid from: 10/4/2023

Dealer information	
Customer (name / code)	/
Contact	
Address	
Post code / City	/
Phone / Fax	/
Delivery address	
Name	/
Address	
Post code / City	/
Phone	
E-mail	
Your reference	
Your order number	

TiLite ZR



Fitting date	User weight
Fitting date (dd-mm-yyyy)	kg

<input checked="" type="checkbox"/>	Required choice
<input type="checkbox"/> / <input type="radio"/>	Optional choice
<input checked="" type="checkbox"/> / <input type="radio"/>	Default required option


	Price		excl VAT	incl VAT
code				

FRAME STYLE		
Z2FS1	<input type="checkbox"/> TILITE ZR SERIES 2 <i>(Minimal Adjustability. 265 Pound (120 kg) Weight Limit. 150 Pound (68 kg) Weight Limit for Rear Seat Width A and Seat Depth B of 10"x10")</i>	3408.00
Z2HDR1	<input type="checkbox"/> FRAME, HEAVY DUTY <i>(300 Pound (136 kg) Weight Limit. No charge when 20" Rear Seat Width A and 20" Seat Depth B are selected. Includes Tension Adjustable by Straps Back Upholstery. Requires Folding Aluminum Adjustable Height Backrest, Billet Aluminum Front Wheels, Shadow or Spinergy SPOX Rear Wheels. LX Rear Wheels only available with 0 or 2 degree camber. Not available with Slipstream Fork, Velcro Adjustable Upholstery, Swing Away Tubular Armrest or Swing Away Flip Back Tubular Armrest.)</i>	371.00
Z2RFR1	<input type="checkbox"/> FRAME, REINFORCED <i>(No charge when 20" Rear Seat Width and 20" Seat Depth or Heavy Duty is selected.)</i>	289.00

LANGUAGE USER MANUAL	
Language	Choose ▼

TRANSPORT OPTIONS		
Z2WTB	<input type="checkbox"/> TRANSPORT BRACKETS <i>(Consists of four Tie-Down Brackets. Unoccupied use only. Please refer to the ZR Transport Bracket Supplement for important information regarding the Transit Options)</i>	295.00

FRAME FINISHES		
Z2FF1	<input type="checkbox"/> TITANIUM - SATIN FINISH <i>(Available with Titanium Frame only.)</i>	0.00
Z2SCBT1	<input type="checkbox"/> BUFFING PADS SATIN FINISH	13.00
Z2FF3	<input type="checkbox"/> TATTOO ON TITANIUM AND ALUMINIUM FRAME <i>(Tattoos on front frame tubes. Titanium frame finished in Satin. Aluminum frame is tattooed on blasted aluminum with a clear coat. Tattoos will be trimmed and adjusted to fit your frame.)</i>	295.00
Z2FF44	<input type="checkbox"/> TATTOO FLOWER GARDEN	0.00
Z2FF45	<input type="checkbox"/> TATTOO NEED FOR SPEED	0.00
Z2FF43	<input type="checkbox"/> TATTOO MOSAIC	0.00



COLOR

High Gloss Paint	<input type="checkbox"/> Z2FF8	HIGH GLOSS BLACK	<input type="checkbox"/> Z2FF10	TILITE RED	<input type="checkbox"/> Z2FF29	NEON PINK
Metallin Paint	<input type="checkbox"/> Z2FF14	OCEAN BLUE METALLIC	<input type="checkbox"/> Z2FF15	TANGERINE METALLIC	<input type="checkbox"/> Z2FF29	ACID GREEN METALLIC
Pearlescent Paint	<input type="checkbox"/> Z2FF17	MIDNIGHT BLUE PEARL	<input type="checkbox"/> Z2FF18	WHITE PEARL		
Matte Paint	<input type="checkbox"/> Z2FF19	BLACK LAVA	<input type="checkbox"/> Z2FF27	TITANIUM GRAY		
Candy Paint	<input type="checkbox"/> Z2FF22	RUBY RED	<input type="checkbox"/> Z2FF23	AZURE BLUE	<input type="checkbox"/> Z2FF29	ELECTRIC PLUM
Matte texture Paint	<input type="checkbox"/> Z2FF40	HYPER BLUE	<input type="checkbox"/> Z2FF41	FLAME ORANGE	<input type="checkbox"/> Z2FF29	OD GREEN

COLOR ANODIZE PACKAGE

(Color Anodize Package includes: Caster Mount, Caster Fork, and Caster Caps. If no anodize color is selected, the default will be black.)

Z2ANO1	<input checked="" type="radio"/>	COLOR ANODIZE PACKAGE- BLACK	0.00
Z2ANO12	<input type="radio"/>	COLOR ANODIZE PACKAGE- GOLD	46.00
Z2ANO15	<input type="radio"/>	COLOR ANODIZE PACKAGE- GREEN	46.00
Z2ANO13	<input type="radio"/>	COLOR ANODIZE PACKAGE- PURPLE	46.00
Z2ANO14	<input type="radio"/>	COLOR ANODIZE PACKAGE- ORANGE	46.00
Z2ANO10	<input type="radio"/>	COLOR ANODIZE PACKAGE- BLUE	46.00
Z2ANO11	<input type="radio"/>	COLOR ANODIZE PACKAGE- RED	46.00

TiFit: TAILORED INDIVIDUALIZED FRAME

REAR SEAT WIDTH (A)

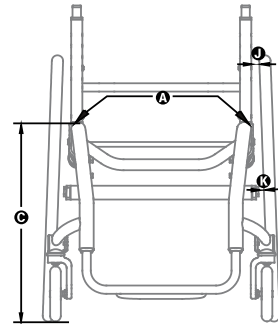
Measure from outside of seat tube at back post to the outside of the opposite seat tube at back post to the outside of the opposite seat tube at back post.

Z2RSW4-10	<input type="checkbox"/>	REAR SEAT WIDTH 10"	<input type="checkbox"/> 11" <input type="checkbox"/> 12" <input type="checkbox"/> 13" <input type="checkbox"/> 14"	0.00
			<input type="checkbox"/> 16" <input type="checkbox"/> 17" <input type="checkbox"/> 18" <input type="checkbox"/> 19"	
Z2RSW2	<input type="checkbox"/>	REAR SEAT WIDTH 20"		421.00

FRONT SEAT WIDTH (SEAT TAPER) (T)

Measure from inside of front frame tube to inside of opposite front frame tube. (Required with V-Front End (V). Not Available with Standard Front End (I))

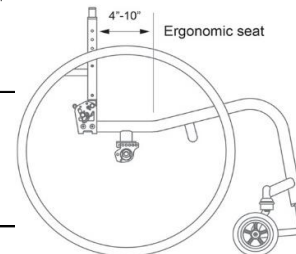
Z2FSW1	<input type="checkbox"/>	FRONT SEAT WIDTH WITH NOTAPER <i>(2.5" Narrower than Rear Seat Width A.)</i>	0.00
Z2FSW3	<input type="checkbox"/>	FRONT SEAT WIDTH WITH 1.5" TAPER <i>(4" Narrower than Rear Seat Width A. Includes Tension Adjustable by Straps Seat Upholstery. Not available with 10" and 11" Seat Widths A.)</i>	240.00



SEAT DEPTH (B)

Measure from front of back post to the front edge of seat sling. Frame bend will start .5" in front of seat sling unless Custom Frame Depth is specified, or the combination of specifications affect the rolling dynamics of the chair.

Z2SD1-10	<input type="checkbox"/>	SEAT DEPTH 10"	<input type="checkbox"/> 11" <input type="checkbox"/> 12" <input type="checkbox"/> 13" <input type="checkbox"/> 14"	0.00
			<input type="checkbox"/> 16" <input type="checkbox"/> 17" <input type="checkbox"/> 18" <input type="checkbox"/> 19"	
Z2SD2	<input type="checkbox"/>	SEAT DEPTH 20" <i>(Custom seat depth available through CMD)</i>		444.00



ERGONOMIC SEAT (U)

Measure from front of back post to beginning of upward bend of seat tube.

Z2ERG1-5	<input type="radio"/>	ERGONOMIC SEAT 5"	<input type="radio"/> 6" <input type="radio"/> 7" <input type="radio"/> 8" <input type="radio"/> 9"	350.00
----------	-----------------------	-------------------	---	--------

(Not available with Tension Adjustable Bolt On Seat Upholstery)

FRONT SEAT HEIGHT (C)

Measure from floor to top of seat tube at front edge of seat sling

Z2FSH1-16 FRONT SEAT HIGHT 16" 15.5" 16" 16.5" 17" 17.5" 18" 18.5" 19" 19.5" 20" 20.5" 21"

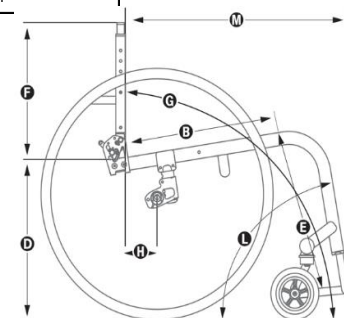
0.00

REAR SEAT HEIGHT (D)

Measure from floor to top of seat tube at back post.

Z2RSH1-12.5 12.5" 14.5" 16.5" 18.5" 13" 15" 17." 19" 13.5" 15.5" 17.5" 19.5" 14" 16" 18." 20"

Rear wheel size	Rear seat height
20"	12.5"-20"
22"	13.5"-20"
24"	14.5"-20"
25"	15.0"-20"
26"	15.5"-20"



0.00

FRONT ANGLE or OVERALL FRAME LENGTH

Select one. If Overall Frame Length is selected, front angle will be bent to achieve requested length.

Z2FA1-70 FRONT ANGLE 70°

Z2FA1-75 FRONT ANGLE 75°

Z2FA1-80 FRONT ANGLE 80°

Z2FA1-85 FRONT ANGLE 85° *(L) Measure from frame front to floor. (Not available with 6" Front Wheels.)*

Z2FA1-90 FRONT ANGLE 90° *(Not available with 5" or 6" Front Wheels.)*

Z2FA2 OVERALL FRAME LENGTH M= "

Measure from front of backrest to Front Edge of Footrest.

0.00

0.00

0.00

0.00

0.00

NCO

SEAT TO FOOTREST (E)

Measure from front edge of seat sling to top rear of footrest.

STFR-xxx STANDARD FOOTREST
Measurement must be at least 2" shorter than Front Seat Height (C).

13.5" 15" 16.5" 18." 14" 15.5" 17." 18.5" 14.5" 16" 17.5" 19"

0.00

Z2FTR3 FOOTREST ANGLE ADJUSTABLE

Z2FTR1 FOOTREST TITANIUM WITH FLAT ABS COVER

Z2FTR2 FOOTREST TITANIUM OPEN LOOP

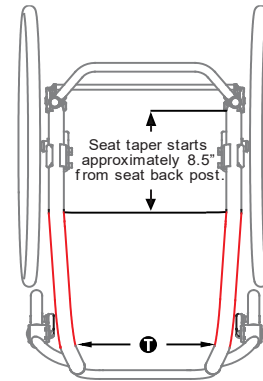
Z2FTR12 FOOTREST FLIP-BACK
(Not available with 10" or 11" Rear Seat Width A or Heavy Duty Frame.)

0.00

166.00

223.00

183.00



STFR-xxx HIGH MOUNTED FOOTREST

STFR-S 7" - 9" Set at: "

STFR-M 9"- 11" Set at: "

STFR-L 11"- 13" Set at: "

Z2FTR4 FOOTREST ANGLE ADJUSTABLE HIGH MOUNT

0.00

86.00

FOOTREST WIDTH (I) or (V)

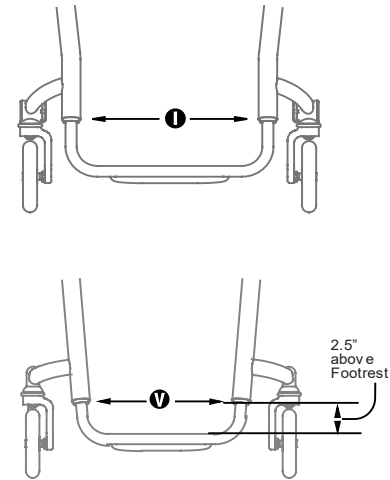
Select either a Standard Front End (I) if no Seat Taper (T) is selected or a V-Front End (V) if a Seat Taper (T) is selected

STANDARD FRONT END (I)

Find your Rear Seat Width A in the Chart below and select one of the options to the right. Measure from inside of front frame tube to inside of opposite front frame tube. (Not available with Front Seat Width (Seat Taper) T.)

Z2FE1-0 STANDARD FRONT END NO TAPER 0.00
(Required when both Heavy Duty Frame and Seat Taper T are selected.)

REAR SEAT WIDTH <i>(Outside measurement)</i>	No Taper	1.5" Taper	3.5" Taper
	<i>(2.5" Narrower than rear seat width)</i>	<i>(4" Narrower than rear seat width)</i>	<i>(6" Narrower than rear seat width)</i>
10	<input type="radio"/> 7.5"		
11"	<input type="radio"/> 8.5"		
12"	<input type="radio"/> 9.5"	<input type="radio"/> 8"	
13"	<input type="radio"/> 10.5"	<input type="radio"/> 9"	
14"	<input type="radio"/> 11.5"	<input type="radio"/> 10"	
15"	<input type="radio"/> 12.5"	<input type="radio"/> 11"	<input type="radio"/> 9"
16"	<input type="radio"/> 13.5"	<input type="radio"/> 12"	<input type="radio"/> 10"
17"	<input type="radio"/> 14.5"	<input type="radio"/> 13"	<input type="radio"/> 11"
18"	<input type="radio"/> 15.5"	<input type="radio"/> 14"	<input type="radio"/> 12"
19"	<input type="radio"/> 16.5"	<input type="radio"/> 15"	<input type="radio"/> 13"
20"	<input type="radio"/> 17.5"	<input type="radio"/> 16"	<input type="radio"/> 14"



V-FRONT END (V)

Measure from inside of front frame tube to inside of opposite front frame tube 2-1/2" above footrest. (Required with Front Seat Taper T. Titanium Footrests have 1" of adjustment up and down. Not available with Ergonomic Seat frames.)

Z2FE2-9 FOOTREST FRONT END WIDTH--V 9" 98.00
 10" 11" 12" 13" 14" 15"

BACKREST UPHOLSTERY

(Want more seating options? Click here to view the new TiLite Seating Order Form.)

Z2BUP2 BACK UPHOLSTERY VELCRO ADJUSTABLE 0.00
(Not available with Fold-Down Push Handles.)

Tension Adjustable by Straps

(Required with Fold-Down Push Handles.)

Z2BUP3 BACK UPHOLSTERY STRAPS TENSION ADJUSTABLE 94.00

Z2BUP5 UPHOLSTERY AIR BREATHABLE 166.00
(Not available with Ultrasuede Backrest Stripe.)

Z2UPC3-BL UPHOLSTERY BACKREST STRIPE ULTRASUEDE BLACK 89.00

Z2BUP0 WITHOUT BACK UPHOLSTERY 0.00

SEAT BACK TYPE/PUSH HANDLES/SEAT BACK HEIGHT (F)

Measure from top of back post to top of seat tube at rear of frame.

Z2SB1 FOLDING ALUMINUM ADJUSTABLE HEIGHT SEAT BACK 0.00
(Required for Heavy Duty Frame.)

Z2SB2 FOLDING TITANIUM ADJUSTABLE HEIGHT 166.00
(Titanium back will match Frame Finish. Not available with Bolt-On Push Handles.)

Z2SB15 SEAT BACK, NON-FOLDING, FIXED-HEIGHT TITANIUM 240.00
(Titanium back will match Frame Finish. Not available with Push Handles.)

TISHAFT™ BACK RELEASE BARS

(Not available with Non-Folding, Fixed Height Titanium Back.)

Z2SB3 BACK RELEASE BAR ALUMINUM TISHAFT 0.00

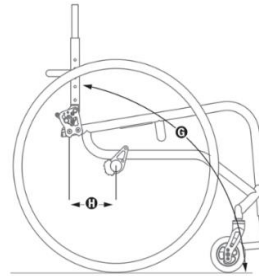
Z2SB5 BACK RELEASE BAR CARBON FIBER TISHAFT 59.00

PUSH HANDLES (select above)

- Z2SB6 PUSH HANDLES INTEGRATED 0.00
- Z2SB7 PUSH HANDLES INTEGRATED FOLD-DOWN 98.00
(Requires Tension Adjustable by Straps Back Upholstery.)
- Z2SB8 PUSH HANDLES BOLT-ON 166.00
(Includes 4" Deep Backrest Rigidizer Bar. Not available with Ti Back.)
- Z2SB9 PUSH HANDLES BOLT-ON HEIGHT ADJUSTABLE 285.00
(Includes 4" Deep Backrest Rigidizer Bar. Not available with Ti Back.)

FOLDING SEAT BACK HEIGHT (F) (Z2SB1 and Z2SB2)

PUSH HANDLES (select above)	Short	Medium	Tall	use 0.5" increments
None/Bolt on	9.5"-12.5"	13.5"-17.5"	17"-21.5"	Set at:
Integrated	11.5"-13.5"	14.5"-17.5"	18.5"-21.5"	Set at:
Integated fold down	14"-16.5"	15"-19.5"	19.5"-22"	Set at:



NON-FOLDING, FIXED-HEIGHT (F) TITANIUM SEAT BACK

with New Rounded Rigidizer Bar

(Titanium back will match Frame Finish. Required for fixed Side Guards. Not available with Swing Away Tubular or Swing Away - Flip Back Tubular Armrests and Integrated Push Handles, Integrated Fold-Down Push Handles or Bolt-On Height Adjustable Push Handles.)

Height 8" to 20" in 0.5" steps

Set at: "

AVAILABLE ON ALL BACKS

- Z2SB11 BACKREST THAT LOCKS IN FOLDED POSITION 0.00
(Not available with Ergonomic Seat.)
- Z2SB19 4" DEEP BACKREST RIGIDIZER BAR 0.00
(Required with Heavy Duty Frame. Not available with a Non-Folding, Fixed Height Titanium Seat Back Type. 4" Deep Rigidizer Bar is NOT a rounded style rigidizer bar.)
- Z2SB16 BACK/FRAME DEPTH ADJUSTABLE 174.00
(Seat Depths B of 10"-18" allow 2" of rearward adjustment. Height Adjustable Push Handles have a limited height range with Depth Adjustable Back. Not Available with 19" or 20" Seat Depths B, Heavy Duty Frame, Tension Adjustable By Straps Seat Upholstery or Carbon Fiber Side Guards.)

SEAT BACK ANGLE (G)

Measure angle from front of back post to floor.

- Z2SBA3-80 SEAT BACK ANGLE FOR NON-FOLDING BACK 80° 0.00
 83° 89° 95° 101°
 86° 92° 98°

- Z2SBA3-80 SEAT BACK ANGLE FOR NON-FOLDING BACK 80° 0.00
 81° 85° 89° 93° 97° 101°
 82° 86° 90° 94° 98°
 83° 87° 91° 95° 99°
 84° 88° 92° 96° 100°

CENTER OF GRAVITY (H)

Measure from front of back post at the seat tube to the center of the rear axle. If no center of gravity is selected, chair will ship with the center of gravity in the rearward-most position.

- Z2COG1-0 CENTER OF GRAVITY 0" 0.00
 1.25" 2.25" 3.25" 4.25"
 1.5" 2.5" 3.5" 4.5"
 1.75" 2.75" 3.75" 4.75"
 2" 3" 4" 5"

REAR WHEEL SPACING (J) / PLUGS

Measure from outside of seat back post to inside of rear tire. TRA 0.75" Rear Wheel Spacing not available with 0° or 2° Camber K. Ergonomic Seat selection may limit available center of gravity.

Z2RWS1-0.75	<input checked="" type="radio"/> REAR WHEEL SPACING 0.75"	<input type="radio"/> 1"	<input type="radio"/> 1.25"	0.00
Z2CBR12	<input type="checkbox"/> CAMBER PLUGS - ADJ REAR WHEEL			0.00
Z2CBR9	<input type="checkbox"/> SPACERS TO INCREASE REARWHEEL SPACING, ADDITIONAL			0.00
Z2CBR11	<input type="checkbox"/> CAMBER PLUGS 2°, 4°, OR 6° ZERO PLAY ALUMINUM <i>(Not available with Power Adaptable Frame or more than 6° of Camber K.)</i>			0.00

SEAT UPHOLSTERY

Z2SUP1	<input type="checkbox"/> TENSION ADJ. BOLT ON SEAT UPHOLST. W/ PHONE SLEEVE <i>(Not available with 10" or 11" Rear Seat Width A)</i>	0.00
Z2SUP2	<input type="checkbox"/> TENSION ADJUSTABLE BY STRAPS SEAT UPHOLSTERY <i>(Not available with 10" or 11" Rear Seat Width A or Ergonomic Seat)</i>	145.00
Z2SUP8	<input type="checkbox"/> SOLID SEAT, ALUMINUM <i>(Not available with 10" or 11" Rear Seat Width A or Ergonomic Seat)</i>	240.00
Z2SUP0	<input type="checkbox"/> WITHOUT SEAT UPHOLSTERY	0.00

CAMBER (K) / CAMBER TUBES

Z2CBR1-0	<input checked="" type="radio"/> 0° CAMBER	<input type="radio"/> 2°	<input type="radio"/> 4°	<input type="radio"/> 6°	0.00
	<i>(More than 0° of Camber K is not available with the Power Adaptable Frame. 8° of Camber may be available through our Creative Mobility Division.)</i>				
Z2CBR15	<input type="checkbox"/> CAMBER TUBE ALUMINIUM				0.00
Z2CBR3	<input type="checkbox"/> CAMBER TUBE TITANIUM <i>(Not available with Power Adaptable Frame.)</i>				166.00

CUSTOM CONFIGURATION OPTIONS

FRONT WHEELS

Z2FW24	<input type="checkbox"/> 3"X1.5" LITESPEED BILLETALU WHEEL W/SOFT ROLLTIRE	148.00
	<input type="checkbox"/> SILVER HUB <input type="checkbox"/> BLACK HUB	
Z2FW14	<input type="checkbox"/> 4"X.75" PLASTIC WHEEL W/POLY TIRE <i>(Not available with Slipstream Fork or Power Adaptable Frame.)</i>	0.00
Z2FW3	<input type="checkbox"/> 4"X.75" LIGHT-UP MICRO-CASTER <i>(Not available with Slipstream Fork or Power Adaptable Frame.)</i>	69.00
Z2FW26	<input type="checkbox"/> 4"X1.5" LITESPEED PLASTIC WHEEL W/SOFT ROLL TIRE <i>(Not available with Power Assist, Power Add-on System or Heavy Duty Frame.)</i>	81.00
Z2FW27	<input type="checkbox"/> 4"X1.5" LITESPEED BILLETALU WHEEL W/SOFT ROLLTIRE	157.00
	<input type="checkbox"/> SILVER HUB <input type="checkbox"/> BLACK HUB	
Z2FW6	<input type="checkbox"/> 5"X1" PLASTIC WHEEL W/POLY TIRE <i>(Not available with 90° Front Angle L, Slipstream Fork or Power Adaptable Frame.)</i>	0.00
Z2FW28	<input type="checkbox"/> 5"X1.5" LITESPEED PLASTIC WHEEL W/SOFT ROLL TIRE <i>(Not available with 90° Front Angle L or Power Adaptable Frame.)</i>	81.00
Z2FW30	<input type="checkbox"/> 5"X1.5" LITESPEED BILLETALU WHEEL W/SOFT ROLLTIRE	174.00
	<input type="checkbox"/> SILVER HUB <input type="checkbox"/> BLACK HUB <i>(Not available with 90° Front Angle L.)</i>	
Z2FW9	<input type="checkbox"/> 6"X1" PLASTIC WHEEL W/POLY TIRE <i>(Not available with 85° or 90° Front Angle L, Slipstream Fork or Power Adaptable Frame.)</i>	0.00
Z2FW32	<input type="checkbox"/> 6"X1.5" LITESPEED PLASTIC WHEEL W/SOFT ROLL TIRE <i>(Not available with 85° or 90° Front Angle L, Slipstream Fork or Power Adaptable Frame.)</i>	86.00
Z2FW33	<input type="checkbox"/> 6"X1.5" LITESPEED BILLETALU WHEEL W/SOFT ROLLTIRE	183.00
	<input type="checkbox"/> SILVER HUB <input type="checkbox"/> BLACK HUB <i>(Not available with 85° or 90° Front Angle L.)</i>	

PRECISION LOCK FRONT FORKS

Z2FK1	<input type="checkbox"/>	FORK, STANDARD TILITE	0.00
Z2FK2	<input type="checkbox"/>	FORK, SLIPSTREAM SINGLE-SIDED TILITE <i>(Not available with Heavy Duty Frame or Power Adaptable Frame.)</i>	166.00
Z2GL1	<input type="checkbox"/>	OUT-FRONT GLIDE® SUSPENSION FORKS USER WEIGHT <input type="checkbox"/> > 56kg <input type="checkbox"/> 56kg-81kg <input type="checkbox"/> 81kg-120kg <i>(Black anodize only.)</i>	410.00
Z2TS1	<input type="checkbox"/>	FORK STEMS TITANIUM	46.00

STANDARD REAR WHEELS

Z2RW14-20	<input type="radio"/>	WHEELS REAR 20" TILITE SHADOW <i>25" and 26" require 15" minimum Seat depth (B)</i>	<input type="radio"/> 22" <input type="radio"/> 24" <input type="radio"/> 25" <input type="radio"/> 26"	0.00
-----------	-----------------------	--	---	------

PERFORMANCE REAR WHEELS

(See Rear Seat Height Ranges Chart for Rear Seat Height D limitations.)

Z2RW7-22	<input type="radio"/>	WHEELS REAR SPINERGY SPOX 22" Spinergy SPOX <input type="checkbox"/> RED <input type="checkbox"/> BLACK <input type="checkbox"/> BLUE <input type="checkbox"/> WHITE <i>25" and 26" require 15" minimum Seat depth (B)</i>	<input type="radio"/> 24" <input type="radio"/> 25" <input type="radio"/> 26"	493.00
----------	-----------------------	--	---	--------

Z2RW8-22	<input type="radio"/>	WHEELS REAR SPINERGY LX 22" <i>25" and 26" require 15" minimum Seat depth (B)</i>	<input type="radio"/> 24" <input type="radio"/> 25" <input type="radio"/> 26"	719.00	
	<input type="radio"/>	BLACK	<input type="radio"/> RED	<input type="radio"/> BLUE	<input type="radio"/> WHITE
	<input type="radio"/>	BRIGHT ORANGE	<input type="radio"/> FLAMINGO PINK	<input type="radio"/> PURPLE	

Z2RW9-22	<input type="radio"/>	22" (501) SPINERGY DESIGN LAB LX <i>25" and 26" require 15" minimum Seat depth (B)</i>	<input type="radio"/> 24" <input type="radio"/> 25" <input type="radio"/> 26"	719.00	
	<input type="radio"/>	BLACK	<input type="radio"/> RED	<input type="radio"/> BLUE	<input type="radio"/> WHITE
	<input type="radio"/>	BRIGHT ORANGE	<input type="radio"/> FLAMINGO PINK	<input type="radio"/> PURPLE	
		<i>(If same color is selected, anodized hubs and rims match color anodized package on page 1. Available with black spokes only.)</i>			

Z2RW16-24	<input type="radio"/>	WHEELS REAR 24" CARBON BLADE <i>(Not available with Heavy Duty Frame, 25" requires 15" minimum Seat depth (B))</i>	<input type="radio"/> 25"	1091.00
-----------	-----------------------	---	---------------------------	---------

Z2RW17-20	<input type="radio"/>	WHEELS REAR 20" SKYWAY® MAGS <i>(Not available with Heavy Duty Frame, Short Tabs, Quad Release Axles, Spoke Guards or Omit Handrims Option. Requires Aluminum Silver Anodized Handrims.)</i>	<input type="radio"/> 22" <input type="radio"/> 24"	94.00
-----------	-----------------------	---	---	-------

AXLES

Z2AXL1	<input type="checkbox"/>	AXLE QUICK RELEASE STAINLESS	0.00
Z2AXL2	<input type="checkbox"/>	AXLE QUICK RELEASE TITANIUM	223.00
Z2AXL3	<input type="checkbox"/>	AXLE QUAD RELEASE <i>(Not available with Mag or 26"(590) Spinergy Spox or LX Rear Wheels.)</i>	131.00

PNEUMATIC REAR TIRES

Z2RTR1	<input type="checkbox"/>	TIRES REAR 20", 22", 24" OR 26" TREADED	0.00
Z2RTR2	<input type="checkbox"/>	TIRES REAR 20", 22", 24", 26" TREADED, AIRLESS INSERT <i>(Not available with Spinergy Carbon Blade Rear Wheels.)</i>	81.00
Z2RTR31	<input type="checkbox"/>	MBL SPEEDLITE (PNEUMATIC)	0.00
Z2RTR30	<input type="checkbox"/>	TIRES REAR 24", 25" OR 26" PRIMO SENTINEL PNEUMATIC	111.00
Z2RTR8	<input type="checkbox"/>	TIRES REAR 24" 25" OR 26" SCHWALBE MARATHON+ EVOL.	89.00
Z2RTR24	<input type="checkbox"/>	TIRES REAR, KENDA KOBRA KNOBBY	76.00

SOLID REAR TIRES

(Not available with Spinergy Carbon Blade Rear Wheels.)

Z2RTR22	<input type="checkbox"/>	TIRES REAR, SOLID, PRIMOEXPRESS	94.00
---------	--------------------------	---------------------------------	-------

| Z2RTR23

TIRES REAR, SOLID, PRIMOACTIVE

114.00 |

HANDRIMS

Handrims by OUT-FRONT®

Z2RIM1	<input type="checkbox"/>	ALUMINUM- SILVER ANODIZED	0.00
Z2RIM21	<input type="checkbox"/>	ALUMINUM- BLACK ANODIZED <i>(Not available with 20"(451) Rear Wheels.)</i>	46.00
Z2RIM12	<input type="checkbox"/>	TITANIUM- SATIN FINISH <i>(Not available with 20"(451) or 22"(501) Rear Wheels, or 24"(540) Knobby tires.)</i>	388.00
Z2RIM10	<input type="checkbox"/>	THE SURGE™ BY OUT-FRONT, ALL-IN-1 OVAL, L PROFILE <i>(Not available with 20"(451) Rear Wheels.)</i>	312.00
Z2RIM11	<input type="checkbox"/>	THE SURGE™ LT BY OUT-FRONT ALL-IN-1 OVAL S PROFILE <i>(Not available with 20"(451) Rear Wheels.)</i>	337.00
Z2RIM20	<input type="checkbox"/>	Q-GRIP (TETRA GRIPP BY TETRA EQUIPMENT) <i>(Not available with 20"(451)Rear Wheels.)</i>	285.00

The Natural-Fit® (Original, Larger Profile)

(Not available with 20"(451) Rear Wheels.)

Z2RIM14	<input type="checkbox"/>	NATURAL-FIT® BY OUT-FRONT - STANDARD GRIP <i>(Not available with Short Tabs or Spinegy Carbon Blade Rear Wheels)</i>	302.00
Z2RIM15	<input type="checkbox"/>	NATURAL-FIT® BY OUT-FRONT - SUPER GRIP <i>(Not available with Short Tabs or Spinegy Carbon Blade Rear Wheels.)</i>	341.00
Z2RIM16	<input type="checkbox"/>	NATURAL-FIT® BY OUT-FRONT - WITHOUT THUMB GRIP	282.00

The Natural-Fit® LT (Reduced Weight, Smaller Profile)

(Not available with 20"(451) Rear Wheels.)

Z2RIM17	<input type="checkbox"/>	NATURAL-FIT® LT BY OUT-FRONT - STANDARD GRIP <i>(Not available with Short Tabs or Spinegy Carbon Blade Rear Wheels.)</i>	328.00
Z2RIM18	<input type="checkbox"/>	NATURAL-FIT® LT BY OUT-FRONT - SUPER GRIP <i>(Not available with Short Tabs or Spinegy Carbon Blade Rear Wheels.)</i>	375.00
Z2RIM19	<input type="checkbox"/>	NATURAL-FIT® LT BY OUT-FRONT - WITHOUT THUMB GRIP	306.00

Additional handrim options

Z2RIM5	<input type="checkbox"/>	PLASTIC COATED- BLACK	111.00
--------	--------------------------	-----------------------	--------

Tab length

Z2RIM7	<input type="checkbox"/>	HANDRIM TAB LENGTH- LONGTABS	0.00
Z2RIM8	<input type="checkbox"/>	HANDRIM TAB LENGTH- SHORT TABS <i>(Not available with Mag Rear Wheels or The Natural-Fit® Handrims with Thumb Grip.)</i>	17.00

WHEEL LOCKS

Wheel locks by OUT FRONT

Z2WLK7	<input type="checkbox"/>	COMPACT COMPOSITE PUSH TO LOCK WHEEL BY OUT-FRONT <i>(Available with .75" to 1.5" Rear Wheel Spacing J only.)</i>	0.00
Z2WLK8	<input type="checkbox"/>	COMPACT COMPOSITE PULL TO LOCK WHEEL BY OUT-FRONT <i>(Available with .75" to 1.5" Rear Wheel Spacing J only.)</i>	0.00
Z2WLK10	<input type="checkbox"/>	EXTENSION HANDLES FOR COMPACT COMPOSITE PUSH/PULL	76.00

Additional wheel locks

Z2WLK11	<input type="checkbox"/>	MBL COMPOSITE SCISSOR LOCK	124.00
Z2WLK3	<input type="checkbox"/>	WHEEL LOCK UNI-LOCK <input type="checkbox"/> Push <input type="checkbox"/> Pull	140.00
Z2WLK4	<input type="checkbox"/>	EXTENSION HANDLES FOR UNI-LOCK	76.00
Z2WLK15	<input type="checkbox"/>	GRADE AIDS PUSH TO LOCK <i>(Not available with solid rear tires)</i>	154.00

SIDE GUARDS

Aluminium

Z2SDG2-S	<input type="checkbox"/>	SIDE GUARDS ALUMINUM, RIGID, REMOVABLE, SMALL	166.00
		<input type="checkbox"/> Small <input type="checkbox"/> Std	
Z2SDG3-S	<input type="checkbox"/>	SIDE GUARDS ALU, QUAD REMOVABLE W/ HOLE SMALL	174.00
		<input type="checkbox"/> Small <input type="checkbox"/> Std	
Z2SDG4-S	<input type="checkbox"/>	SIDE GUARDS ALUMINUM, FOLD DOWN RIGID, SMALL	285.00
		<input type="checkbox"/> Small <input type="checkbox"/> Std	
		<i>(Not available with Ergonomic Seat.)</i>	
Z2SDG6	<input type="checkbox"/>	SIDE GUARDS ALUMINUM, FENDERED ADJUSTABLE	285.00
		<i>(Available with 24" and 25" Rear Wheels. Requires Rear Seat Height D of 14.5" to 18.5".)</i>	

New 3k Weave Carbon Fiber

Z2SDG7-S	<input type="checkbox"/>	SIDE GUARDS CARBON FIBER, RIGID REMOVABLE SMALL	260.00
		<input type="checkbox"/> Small <input type="checkbox"/> Large	
Z2SDG8-S	<input type="checkbox"/>	SIDE GUARDS CARBON, QUADREMOVABLE WITH HOLE SMALL	268.00
		<input type="checkbox"/> Small <input type="checkbox"/> Large	
Z2SDG9-S	<input type="checkbox"/>	SIDE GUARDS CARBON FIBER, FOLD DOWN RIGID, SMALL	388.00
		<input type="checkbox"/> Small <input type="checkbox"/> Large	
		<i>(Not available with Ergonomic Seat or Carbon Edition.)</i>	
Z2SDG11	<input type="checkbox"/>	CARBON FIBER FENDERED ADJUSTABLE	362.00
		<i>(Available with 24" and 25" Rear Wheels. Requires Rear Seat Height D of 14.5" to 18.5".)</i>	

Available on Aluminum and Carbon Fiber Non-Fendered Side Guards

Z2SDG13	<input type="checkbox"/>	SIDE GUARDS CUSTOM CUT TO PROFILE OF REAR WHEELS	264.00
---------	--------------------------	--	--------

ARMRESTS

(Desk Arms come with built-in Side Guards.)

Tubular Armrests

Z2ARM1-9	<input type="checkbox"/>	SWING AWAY TUBULAR 6.5"-9.5"	<input type="checkbox"/> 9.5"- 12.5"	183.00
		<i>(Not Available with Heavy Duty Frame or Height Adjustable Push Handles.)</i>		
Z2ARM4-9	<input type="checkbox"/>	SWING AWAY FLIP BACK TUBULAR 8.3"-11.5"		264.00
		<i>(Not Available with Heavy Duty Frame.)</i>		

Single Post Desk Arms

Z2ARM2-9-S	<input type="checkbox"/>	REMOV. ADJ. DESK ARM RIGID GUARD 9"-12"/S	<input type="checkbox"/> 12"-15"	285.00
		<input type="checkbox"/> armrest pad length STD (10")	<input type="checkbox"/> Full length (12")	
		<i>(Requires 14" minimum Seat Depth B. Not available with Ergonomic Seat.)</i>		
Z2ARM3-9-S	<input type="checkbox"/>	REMOV. ADJ. DESK ARM RIGID GUARD+TRANSF. 9"-12"/S	<input type="checkbox"/> 12-15"	312.00
		<input type="checkbox"/> armrest pad length STD (10")	<input type="checkbox"/> Full length (12")	
		<i>(Requires 15" minimum Seat Depth B. Not Available with Ergonomic Seat.)</i>		

Available Armrest Options

Z2ARM5	<input type="checkbox"/>	ARMRESTS COVERED IN BLACK ULTRASUEDE	94.00
		<i>(Not available with Desk Arms)</i>	

SEAT BELTS

Z2BLT1	<input type="checkbox"/>	VELCRO ADJUSTABLE, BLACKNYLON WEBBING	38.00
Z2BLT2	<input type="checkbox"/>	BODYPOINT AUTO-STYLE RELEASE BUCKLE	86.00
Z2BLT4	<input type="checkbox"/>	BODYPOINT 1" PUSH-BUTTONBUCKLE PADDED -AUTO STYLE	157.00
		<i>(Not available with 19" or 20" Rear Seat Widths A.)</i>	
Z2BLT5	<input type="checkbox"/>	BODYPOINT 1.5" PUSH BUTTON BUCKLE PADDED AUTOSTYLE	148.00
		<i>(Not available with 19" or 20" Rear Seat Widths A.)</i>	
Z2BLT10	<input type="checkbox"/>	BODYPOINT OPTIONAL BAND CLAMP MOUNTING HARDWARE	17.00
Z2BLT16	<input type="checkbox"/>	BODYPOINT 1" WIDE EVOFLEX, PUSH-BUTTON BUCKLE	162.00

CALFSTRAPS			
Z2CLF2-S	<input type="checkbox"/>	CALFSTRAP VELCRO ADJUSTABLE S <i>(Recommended for 9" - 12" Footrest Widths.)</i>	30.00
Z2CLF2-M	<input type="checkbox"/>	CALFSTRAP VELCRO ADJUSTABLE M <i>(Recommended for 11" - 15" Footrest Widths.)</i>	30.00
Z2CLF2-L	<input type="checkbox"/>	CALFSTRAP VELCRO ADJUSTABLE L <i>(Recommended for 14" - 17" Footrest Widths.)</i>	30.00
Z2CLF2-XL	<input type="checkbox"/>	CALFSTRAP VELCRO ADJUSTABLE XL <i>(Recommended for 16" - 19" Footrest Widths.)</i>	30.00
Z2CLF3-S	<input type="checkbox"/>	BODYPOINT PADDED VELCRO ADJUSTABLE S <i>(Recommended for 8" - 11" Footrest Widths.)</i>	89.00
Z2CLF3-M	<input type="checkbox"/>	BODYPOINT PADDED VELCRO ADJUSTABLE M <i>(Recommended for 11" - 15" Footrest Widths.)</i>	89.00
Z2CLF3-L	<input type="checkbox"/>	BODYPOINT PADDED VELCRO ADJUSTABLE L <i>(Recommended for 16" - 19" Footrest Widths.)</i>	89.00
Z2CLF1	<input type="checkbox"/>	BUCKLE ADJUSTABLE, BLACKNYLON WEBBING	20.00
RESIDUAL LIMB SUPPORT			
Z2RSL1-L	<input type="checkbox"/>	RESIDUAL LIMB SUPPORT, LEFT	300.00
Z2RSL1-R	<input type="checkbox"/>	RESIDUAL LIMB SUPPORT, RIGHT	300.00
Z2RSL2	<input type="checkbox"/>	RESIDUAL LIMB SUPPORT, PAIR	604.00
BACKPACK			
Z2BCK3	<input type="checkbox"/>	BACK PACK, BLACK NYLON	81.00
SEAT POUCH			
Z2PCH3	<input type="checkbox"/>	SEAT POUCH BLACK NYLON	46.00
Z2PCH5	<input type="checkbox"/>	BODYPOINT MOBILITY BAG	0.00
SPOKE GUARDS			
Z2GRD1	<input type="checkbox"/>	CLEAR LEXAN WITH TIMOTION LOGO <i>(Not available with Mag Rear Wheels.)</i>	111.00
ANTI-TIP			
Z2TIP1	<input type="checkbox"/>	ANTI TIP REAR ALUMINUM- BLACK	137.00
Z2TIP2	<input type="checkbox"/>	ANTI TIP REAR FLIP-UP USER FRIENDLY	285.00
ACCESSORIES			
Z2UEST1-12	<input type="checkbox"/>	UPPER EXTREMITY SUPPORT TRAY 12-14" <i>(Requires Armrests.)</i>	243.00
		<input type="checkbox"/> 13-15"	
Z2LUG1	<input type="checkbox"/>	LUGGAGE CARRIERS	124.00
Z2MPCT2-BL	<input type="checkbox"/>	IMPACT GUARDS NEOPRENE BLACK	89.00
Z2CH1	<input type="checkbox"/>	CRUTCH HOLDER	124.00