

**Quantum®**

32 Wedgwood Road, Bicester,  
Oxon, OX26 4UL  
Phone: 01869 324600  
Fax: 01869 323070  
Email: sales@quantumrehab.co.uk  
Web: www.quantumrehab.co.uk



The Rehab Power Chair Solutions Company



**Dealer March 2017 (V1.1)**



**Q6 Edge 2.0 VR2/R-Net with TRU-Balance® 3 Seating**

Dealer Name: \_\_\_\_\_ Order Date: \_\_\_\_\_  
 Address: \_\_\_\_\_  
 \_\_\_\_\_  
 \_\_\_\_\_  
 Phone \_\_\_\_\_ Email: \_\_\_\_\_  
 PO No: \_\_\_\_\_ Order Ref: \_\_\_\_\_  
 Delivery Address: \_\_\_\_\_  
 \_\_\_\_\_  
 \_\_\_\_\_  
 Post Code: \_\_\_\_\_  
 \_\_\_\_\_  
 Quantum Specialist: \_\_\_\_\_

**Standard Features**

- TRU-Balance 3 Seating System
- Easy Seat Width Adjustment
- Easy Seat Depth Adjustment
- 2 x 55ah batteries
- VR2 4 Key Joystick
- 2" x 6" Front & Rear Castors, Flat Free
- 3" x 14" Pneumatic Drive Tyres
- 12 Colour Options
- 4 Mph (6 Km/h) Motors
- ATX Suspension System
- Height Adjustable Flip-Back Armrests
- Centre Mount Foot Platform
- Maximum User Weight 21 Stone 6lbs
- TRU-Comfort 2 Seat Cushion
- Tie-Down System for Transport

**Base Model**

**Q6 Edge 2.0 with TRU-Balance® 3 Seating and VR2 Controls - £4,825.00**

**Drive Wheels**

- 3" x 14" Pneumatic, Black Tyres Standard
- 3" x 14" Flat Free, Black Tyres £150.00
- 4" x 14" Pneumatic, Black Tyres, Knobbly, Extended Traction Tyres *Not available with iLevel / Increases overall base width by 1.5"* £220.00
- 4" x 14" Flat Free, Black Tyres, Knobbly, Extended Traction Tyres *Not available with iLevel / Increases overall base width by 1.5"* £320.00

**Castor Wheels**

- 2" x 6" Flat Free, Black Tyres, Front and Rear Standard
- 2" x 8" Flat Free, Black Tyres, Front and Rear *Includes extended castor arms* £364.00

**Colours**



## Seat Dimensions

Select width and depth package and enter desired set width and depth in that package range, available in 1" increments. Maximum seat size is 22"W x 22"D.

### Seat Width Packages

- 12"W-16"W       16"W-20"W       20"W-24"W

Set Width at: \_\_\_\_\_ (Max seat width 22")

### Seat Depth Packages

- 12"W-16"D       16"W-20"D       20"W-24"D

Set Depth at: \_\_\_\_\_ (Max seat depth 22")

## Seat Cushions

- No Seat Cushion Required FOC
- Simplicity Cushion: *General Use* Standard
- TRU-Comfort™2 4-Way Stretch: *Skin Protection* £45.00
- Solution® Cushion: *Skin Protection & Positioning* £100.00
- Solution® 1 Cushion: *Skin Protection* £100.00
- Spectrum® Gel Cushion: *Positioning* £160.00
- Spectrum® Foam Cushion: *Skin Protection & Positioning* £160.00

Refer to cushion matrix for size availability and enter your selection here:      W..... X D.....

### TRU-Comfort™ Sport Seat Cushion Cover Only

£50.00

Available as an additional cover option for TRU-Comfort 2™ seat cushion. Only available in sizes listed below.

- 16"W x 16"D       18"W x 18"D       20"W x 20"D

## TRU-Balance®3 Backrest Specifications

- TRU-Balance® 3 Backrest Assembly Standard
  - TRU-Comfort™2 Back 4-Way Stretch Back Cushion: *Positioning*       Sport Back Cushion FOC
  - Large Lateral Positioning Wedge (pair) £20.00
- Not available on Backs 16"-17"H w/ limited adjustability on 18"H. Not available on Recline Backs 19"-20"H w/ limited adjustability on 21"H. N/A with Back Cane Option*
- Omit TB3 Backrest Shell and Cushion -£50.00
- Aftermarket Back Interface: Set interface width at.....(Range 16"-24" Wide) £250.00
- Overall seat depth may need to be adjusted to accommodate certain backs.. Not available with backs less than 16" wide. Contact your Quantum specialist for details*
- Privacy Flap:
  - 8.75"W      or       12.75"W £50.00
- Back Canes Only *Suitable for third party backrests. Only available with 2-post flip back or paediatric armrests. Not available with recline.* FOC
  - Back Cane Type:**
    - Angle Adjustable:      FOC       Flip Forward:      £200.00       1" Endo:      £40.00       2" Endo:      £40.00
    - Not suitable for occupied transportation*
  - Back Cane Height:**
    - 16"H       17"H       20"H       21"H       24"H       25"H

**Backrest Size:** +/-4" of Seat Width. | Odd heights = 4" Gap, Even heights = 3" gap. | Back Height = Seat Pan to Top of Back

- |                                    |                                    |                                    |                                    |                                    |                                    |                                    |
|------------------------------------|------------------------------------|------------------------------------|------------------------------------|------------------------------------|------------------------------------|------------------------------------|
| <input type="checkbox"/> 12"Wx14"H | <input type="checkbox"/> 17"Wx16"H | <input type="checkbox"/> 18"Wx20"H | <input type="checkbox"/> 19"Wx22"H | <input type="checkbox"/> 21"Wx16"H | <input type="checkbox"/> 22"Wx18"H | <input type="checkbox"/> 23"Wx22"H |
| <input type="checkbox"/> 12"Wx15"H | <input type="checkbox"/> 17"Wx17"H | <input type="checkbox"/> 18"Wx21"H | <input type="checkbox"/> 19"Wx23"H | <input type="checkbox"/> 21"Wx17"H | <input type="checkbox"/> 22"Wx19"H | <input type="checkbox"/> 23"Wx23"H |
| <input type="checkbox"/> 14"Wx16"H | <input type="checkbox"/> 17"Wx18"H | <input type="checkbox"/> 18"Wx22"H | <input type="checkbox"/> 20"Wx16"H | <input type="checkbox"/> 21"Wx18"H | <input type="checkbox"/> 22"Wx20"H | <input type="checkbox"/> 24"Wx16"H |
| <input type="checkbox"/> 14"Wx17"H | <input type="checkbox"/> 17"Wx19"H | <input type="checkbox"/> 18"Wx23"H | <input type="checkbox"/> 20"Wx17"H | <input type="checkbox"/> 21"Wx19"H | <input type="checkbox"/> 22"Wx21"H | <input type="checkbox"/> 24"Wx17"H |
| <input type="checkbox"/> 16"Wx16"H | <input type="checkbox"/> 17"Wx20"H | <input type="checkbox"/> 18"Wx24"H | <input type="checkbox"/> 20"Wx18"H | <input type="checkbox"/> 21"Wx20"H | <input type="checkbox"/> 22"Wx22"H | <input type="checkbox"/> 24"Wx18"H |
| <input type="checkbox"/> 16"Wx17"H | <input type="checkbox"/> 17"Wx21"H | <input type="checkbox"/> 18"Wx25"H | <input type="checkbox"/> 20"Wx19"H | <input type="checkbox"/> 21"Wx21"H | <input type="checkbox"/> 22"Wx23"H | <input type="checkbox"/> 24"Wx19"H |
| <input type="checkbox"/> 16"Wx18"H | <input type="checkbox"/> 17"Wx22"H | <input type="checkbox"/> 19"Wx16"H | <input type="checkbox"/> 20"Wx20"H | <input type="checkbox"/> 21"Wx22"H | <input type="checkbox"/> 23"Wx16"H | <input type="checkbox"/> 24"Wx20"H |
| <input type="checkbox"/> 16"Wx19"H | <input type="checkbox"/> 17"Wx23"H | <input type="checkbox"/> 19"Wx17"H | <input type="checkbox"/> 20"Wx21"H | <input type="checkbox"/> 21"Wx23"H | <input type="checkbox"/> 23"Wx17"H | <input type="checkbox"/> 24"Wx21"H |
| <input type="checkbox"/> 16"Wx20"H | <input type="checkbox"/> 18"Wx16"H | <input type="checkbox"/> 19"Wx18"H | <input type="checkbox"/> 20"Wx22"H | <input type="checkbox"/> 21"Wx24"H | <input type="checkbox"/> 23"Wx18"H | <input type="checkbox"/> 24"Wx22"H |
| <input type="checkbox"/> 16"Wx21"H | <input type="checkbox"/> 18"Wx17"H | <input type="checkbox"/> 19"Wx19"H | <input type="checkbox"/> 20"Wx23"H | <input type="checkbox"/> 21"Wx25"H | <input type="checkbox"/> 23"Wx19"H | <input type="checkbox"/> 24"Wx23"H |

### Back Width Package:

- 10"W-14"W       16"W-20"W       20"W-24"W

## TRU-Balance®3 Backrest Specifications (Continued)

### Back Colour Shroud Option:

<input type="checkbox"/> ● Back in Black				Standard
<input type="checkbox"/> ● Red Corvette	<input type="checkbox"/> ○ White Satin	<input type="checkbox"/> ● Deep Purple	<input type="checkbox"/> ● Grey Street	£50.00
<input type="checkbox"/> ● Midnight Blue	<input type="checkbox"/> ● Yellow Blaze	<input type="checkbox"/> ● Pretty in Pink	<input type="checkbox"/> ● Lime Light	
<input type="checkbox"/> ● Silver Bullet	<input type="checkbox"/> ● Orange Crush	<input type="checkbox"/> ● Electric Blue		

### Seat Positioning Adjustments

<input type="checkbox"/> Static Seat	Standard
<input type="checkbox"/> TRU-Balance®3 Power Tilt 50 degree centre of gravity (CG) power tilt seating system	£872.00
<input type="checkbox"/> Tru-Balance®3 iLevel 10" Power Adjustable Seat Lift and Tilt	£2170.00

iLevel technology enables the unit to drive up to 3.5 Mph while elevated with 10" of lift. Requires R-Net Controls. Not available with manual recline backrest.

### Seat to Floor Height

Static Seat	<input type="checkbox"/> 16.5" Seat to Floor	<input type="checkbox"/> 17.5" Seat to Floor	<input type="checkbox"/> 18.5" Seat to Floor
Tilt and/or iLevel 10" Seat Lift	<input type="checkbox"/> 17.5" Seat to Floor	<input type="checkbox"/> 18.5" Seat to Floor	<input type="checkbox"/> 19.5" Seat to Floor

### Backrest Positioning Adjustments

<input type="checkbox"/> TRU-Balance®3 Static Backrest Back angle can be preset	Standard
<input type="checkbox"/> TRU-Balance®3 Attendant Manual Recline Not available with iLevel 10" Seat Lift	£150.00
<input type="checkbox"/> TRU-Balance®3 Power Recline 175 degree recline. Full drive lock-out at 20 degrees when combined with power tilt	£600.00
<input type="checkbox"/> TRU-Balance®3 Flip Forward Backrest Only available w/ 2-post, flip back or paediatric armrest. Not available on 12"-14" seat widths or with attendant manual recline.	£150.00

### Armrests

<input type="checkbox"/> 2-Post, Flip Back, Height Adjustable, Removable Height range 9"-13". Not available with a seat depth less than 16"	Standard
<input type="checkbox"/> Paediatric, Removable, Height Adjustable Height adjustment from 7.75" to 9.75" in 1/2" increments. Not available with full length armpads	FOC
<input type="checkbox"/> TRU-Balance®3 Flipback Armrests May interfere with swing-away laterals. Not available with Back cane option. Choose height package below	£350.00
<input type="checkbox"/> Down Posts for TB3 Arms +/- up to 2" difference between seat and back width. Not Available on 14"W Seat/Back	£100.00
<b>TB3 Left Armrest Height Package:</b>	<b>TB3 Right Armrest Height Package:</b>
<input type="checkbox"/> 8"-12" Height	<input type="checkbox"/> 8"-12" Height
<input type="checkbox"/> 12"-16" Height	<input type="checkbox"/> 12"-16" Height

### Armrests Pad Options

#### Left Armrest Length Package:

<input type="checkbox"/> 14"L Full Length	<input type="checkbox"/> 10"L Desk Length
---	---

#### Left Armpad Style:

<input type="checkbox"/> Straight	<input type="checkbox"/> Waterfall <small>2 Post Flip up and Paediatric only</small>
<input type="checkbox"/> Falcon, Gel, Full Length 3"W x 14"L	£40.00
<input type="checkbox"/> Falcon, Gel, Desk Length 3"W x 10"L	£40.00
<input type="checkbox"/> Falcon, Gel Mounting Plate <small>Only required for 2-post flip back or paediatric armrests</small>	£20.00

**Ottobock Arm Channel** £140.00

- Medium (4.75" x 11.5") Desk length armrest required
- Large (4.75" x 14") Full length armrest required
- One Piece (4.75" x 18") Full length armrest required

Ottobock Hand Pad £50.00  
Not available on same side as controller

- Medium
- Large

#### Right Armrest Length Package:

<input type="checkbox"/> 14"L Full Length	<input type="checkbox"/> 10"L Desk Length
---	---

#### Right Armpad Style:

<input type="checkbox"/> Straight	<input type="checkbox"/> Waterfall <small>2 Post Flip up and Paediatric only</small>
<input type="checkbox"/> Falcon, Gel, Full Length 3"W x 14"L	£40.00
<input type="checkbox"/> Falcon, Gel, Desk Length 3"W x 10"L	£40.00
<input type="checkbox"/> Falcon, Gel Mounting Plate <small>Only required for 2-post flip back or paediatric armrests</small>	£20.00

**Ottobock Arm Channel** £140.00

- Medium (4.75" x 11.5") Desk length armrest required
- Large (4.75" x 14") Full length armrest required
- One Piece (4.75" x 18") Full length armrest required

Ottobock Hand Pad £50.00  
Not available on same side as controller

- Medium
- Large

## Headrests

- Quantum 10" W Headrest £120.00
- Stealth Small Contoured 9.75"W x 3"H £150.00
- Stealth Large Contoured 11"W x 6"H £150.00
- Stealth 10" Comfort Plus £180.00
- Stealth 14" Comfort Plus £180.00

*Please visit [www.stealthproducts.com](http://www.stealthproducts.com) for more headrest options*

## Centre Mount Foot Platforms

- Base Mounted Foot Platform *Mounted to chassis, will not move with Power Tilt or Seat Lift* -£100.00
- Adjustable Centre Mount Foot Platform *Mounted to Seat* Standard
- Centre Mount Power Articulating Foot Platform *Mounted to Seat* £642.00

### Footplates

- 10"W x 11"D Split Footplates:      or       10"W x 8"D Split Footplates Standard

### Lower Extensions *Seat pan to Heel*

- 10-16"L *Seat pan to heel*      or       13-19"L *Seat pan to heel* Standard

### Calf Pads

- Small 6"H x 6"W      or       Large 8"H x 8"W, *tapered to 6"W* £40.00

### Calf Pad Covers (Pair) *1/2" Soft Visco Foam*

- Air Mesh       Reversed Dartex £42.00

### Calf Panel


- Small 8"H x 18"W      or       Large 8"H x 24"W *Only available on 20" seat width or greater.* £84.00

- Calf Panel Extension (each) £30.00

### Calf Panel Cover *1/2" Soft Visco Foam*

- Air Mesh       Reversed Dartex £72.00

### Footplate Extension Kits



- 4" Width Extension Kit £16.00



- 2" Bell Shaped, Length Extension Kit £16.00



- 4" Width Extension with 2" Bell Shaped, Length Extension Kit £28.00

### Additional Optional Accessories:

- Wheel Bumpers, pair £5.00
- Footplate Connector £10.00
- Footplate Cover, Reversed Dartex *1/2" Soft Visco Foam. Not available with modular footplate extension components/kits.* £42.00

Adjustable Centre Mount Foot Platform Compatibility Matrix	TRU-Balance®3 Static Seat			TRU-Balance®3 Tilt / Lift		
	Low	Medium	High	Low	Medium	High
10"-16" Extension	!	!	✓	✓	✓	✓
13"-19" Extension	!	!	!	!	!	!

- This rigging Configuration causes no interference issues at this seat-to-floor height.
- This rigging configuration may interfere with the ground (less than 1.75" clearance when fully extended) and will reduce obstacle climbing ability.

## Individual Legrests

*Choose instead of centre mount foot platform options*

### 60-90° Swing-Away Legrests *Tool adjustable in 5° Increments. Includes heel loops*

- Left Legrest:** £55.00
- Lower Extension** *Seat pan to heel range*
- 11"-13"L     13"-16.5L"     15.5"-19.5L"
- Footplate Selection**
- Flip-up, Extruded Footplate: Standard
- 7.25"W x 6"D                       8.5"W x 6"D
- Angle Adjustable Footplate                      £57.50
- Multi-Axis Footplate                      £131.50
- 4"W x 6"D     5"W x 8"D     6"W x 11"D
- 5"W x 6"D     6"W x 8"D     8"W x 11"D

- Right Legrest:** £55.00
- Lower Extension** *Seat pan to heel range*
- 11"-13"L     13"-16.5L"     15.5"-19.5L"
- Footplate Selection**
- Flip-up, Extruded Footplate: Standard
- 7.25"W x 6"D                       8.5"W x 6"D
- Angle Adjustable Footplate                      £57.50
- Multi-Axis Footplate                      £131.50
- 4"W x 6"D     5"W x 8"D     6"W x 11"D
- 5"W x 6"D     6"W x 8"D     8"W x 11"D

**Accessories:**

- Wheel Bumpers (each) £2.50
- Gel Neoprene Footrest Sleeve (each) £13.00

60-90° Swing-Away Legrest Compatibility Matrix	TRU-Balance®3 Static Seat			TRU-Balance®3 Tilt			TRU-Balance®3 Lift		
	Low	Medium	High	Low	Medium	High	Low	Medium	High
Standard, 13" - 16.5"	!	!	✓	!	✓	✓	✓	✓	✓
Standard, 15.5" - 19.5"	X	!	!	!	!	!	!	!	!
Angle-Adjustable, 13" - 16.5"	!	!	✓	!	!	!	!	!	!
Angle-Adjustable, 15.5" - 19.5"	X	!	!	!	!	!	!	!	!
Multi-Axis, 15.5" - 19.5"	X	!	!	!	!	!	!	!	!

- ✓ This rigging Configuration causes no interference issues at this seat-to-floor height.
- ! This rigging configuration may interfere with the ground (less than 1.75" clearance when fully extended) and will reduce obstacle climbing ability.
- X This rigging configuration does not work with this seat-to-floor height.

### 90° Paediatric Swing-Away Legrests *Seat Pan to Heel range of adjustment 7"-10"L. Includes heel loops*

- Left Legrest** £55.00
- Footplate Selection**
- Angle Adjustable Footplate                      Standard
- 4"W x 6"D     5"W x 6"D

- Right Legrest** £55.00
- Footplate Selection**
- Angle Adjustable Footplate                      Standard
- 4"W x 6"D     5"W x 6"D

**Accessories:**

- Wheel Bumpers (each) £2.50

## Elevating Legrests

### Manual Elevating Swing-Away Legrests *Includes heel loops*

- Left Legrest:** £65.00
- Lower Extension** *Seat pan to heel range*
- 11"-14"L     14"-17L"     14.5"-18L"
- Footplate Selection**
- Flip-Up, Extruded Footplate: Standard
- 7.25"W x 6"D     8.5"W x 6"
- Angle Adjustable Footplate                      £57.50
- 4"W x 6"D     5"W x 8"D     6"W x 11"D
- 5"W x 6"D     6"W x 8"D     8"W x 11"D

- Right Legrest:** £65.00
- Lower Extension** *Seat pan to heel range*
- 11"-14"L     14"-17L"     14.5"-18L"
- Footplate Selection**
- Flip-Up, Extruded Footplate: Standard
- 7.25"W x 6"D     8.5"W x 6"
- Angle Adjustable Footplate                      £57.50
- 4"W x 6"D     5"W x 8"D     6"W x 11"D
- 5"W x 6"D     6"W x 8"D     8"W x 11"D

**Accessories:**

- Wheel Bumpers (each) £2.50
- Gel Padded Adductor Buttons (each) £15.00

## Elevating Legrests (Continued)

**70° Power Articulating Swing-Away Legrests** 4" articulation range. Includes heel loops

- Left Legrest:** £625.00
- Lower Extension** *Seat pan to heel range*
- 11"-13"L     14.5"-18L"     17.5"-21L"
- Footplate Selection**
- Angle Adjustable Footplate
- 4"W x 6"D     5"W x 8"D     6"W x 11"D
- 5"W x 6"D     6"W x 8" D     8"W x 11"D

**Accessories:**

- Small Calf Pad 5.35"W-6"H    £44.00
- Large Calf Pad 5.86"Wx8"H    £44.00
- Gel Padded Knee Adductor Button    £30.00

- Right Legrest:** £625.00
- Lower Extension** *Seat pan to heel range*
- 11"-13"L     14.5"-18L"     17.5"-21L"
- Footplate Selection**
- Angle Adjustable Footplate
- 4"W x 6"D     5"W x 8"D     6"W x 11"D
- 5"W x 6"D     6"W x 8" D     8"W x 11"D

**Accessories:**

- Small Calf Pad 5.35"W-6"H    £44.00
- Small Calf Pad 5.35"W-6"H    £44.00
- Gel Padded Knee Adductor Button    £30.00

**Operation Method:**     Independent     Combined *When a pair of legrests is selected*

Power Elevating Legrest Compatibility Matrix	TRU-Balance®3 Static Seat			TRU-Balance®3 Tilt			TRU-Balance®3 Lift		
	Low	Medium	High	Low	Medium	High	Low	Medium	High
Angle-Adjustable, 11" - 13"	✓	✓	✓	✓	✓	✓	✓	✓	✓
Angle-Adjustable, 14.5" - 18"	!	!	!	!	!	✓	!	!	✓
Angle-Adjustable, 17.5" - 21"	X	X	X	X	X	!	X	!	!

- This rigging Configuration causes no interference issues at this seat-to-floor height.
- This rigging configuration may interfere with the ground (less than 1.75" clearance when fully extended) and will reduce obstacle climbing ability.
- This rigging configuration does not work with this seat-to-floor height.

### VR2 Non-Expandable Controls

- VR2 Joystick- No Power Options    Standard
- VR2 Joystick - 2 Power Option Ready *Required when 2 power options are selected. Not compatible with iLevel or TB3 Power Recline*    £125.00
- Mount Joystick as Attendant Control Only *Please select VR2 Joystick option above*    £100.00
- Dual Control *Please select VR2 Joystick option above*    £380.00

### R-Net Expandable Controls

- R-Net Joystick- 1 Power Option Ready *Required when 1 power option is selected. Not compatible with iLevel*    £350.00
- R-Net Joystick- 5 Power Option Ready *Required when more than 1 power option is selected. Required for iLevel*    £550.00
- Mount Joystick as Attendant Control Only *Please select R-Net Joystick option above*    £100.00
- Dual Control *Please select R-Net Joystick option above*    £430.00
- R-Net Omni Enhanced Display *Includes x2 egg switches and swing-away display mount. Does not include R-Net Joystick*    £763.00

### Joystick Handles

- Standard Carrot Handle    Standard
- Mushroom Handle     Extended I-Handle     Bodypoint 3 Inch Goal Post Handle    £35.00 (each)
- T-Bar     Soft Ball Handle     Bodypoint 4 Inch Goal Post Handle
- Chin Cup     Medium Ball Handle

### Joystick Mounting Brackets

- Fixed, Inline    Standard
- Swing-Away    £75.00
- Multi-Axis    £125.00
- Retract 4 Swing-Away Joystick Arm Kit *Full 180° Movement*    £150.00

**Mounting Position**

- Left    or     Right
- Inline    or     Offset *Not available with Fixed Joystick Bracket*


















## Speed Program and Lights Package

<input type="checkbox"/>	4 Mph program <i>Available with VR2 or R Net. Lights and indicators not included</i>	Standard
<input type="checkbox"/>	4 Mph program, with VR2 Controls, Lights and indicators	£350.00
<input type="checkbox"/>	6 Mph program with VR2 Controls, Lights and indicators	£350.00
<input type="checkbox"/>	4 Mph program, with R-Net Controls, Lights and indicators	£375.00
<input type="checkbox"/>	6 Mph program with R-Net Controls, Lights and indicators	£375.00
<input type="checkbox"/>	Mud guard lights <i>Includes single switch button for operation. Not road legal. Does not include indicators</i>	£190.00

## TRU-Balance®3 Premium Accessories

Some accessories will be shipped with the unit, not installed. Multiple accessories can be mounted along the various tracks, some interference may occur.

<input type="checkbox"/>		Cup Holder <i>Not available with 2-post, flip back or paediatric armrests or Back Cane Option</i>	£20.00
<input type="checkbox"/>		Personal Item Hook <i>Not available with Back Cane Option</i>	£15.00
<input type="checkbox"/>		Reflector Kit	£20.00
<input type="checkbox"/>		Mobile Phone/Media Holder <i>Not available w/ 2-post, flip back or paediatric armrests or Back Cane Options</i>	£40.00
<input type="checkbox"/>		Backpack Holder (pair) <i>Not available with Back Cane Option.</i>	£30.00
<input type="checkbox"/>		Clothing Guard (pair) <i>Only available with TB3 armrests</i>	£100.00
<input type="checkbox"/>		Glove Box	£30.00
<input type="checkbox"/>		Hydration System	£125.00
<input type="checkbox"/>		Oxygen Holder	£50.00
<input type="checkbox"/>		Transfer Bar (pair) <i>Quick Release</i>	£125.00
<input type="checkbox"/>		Transfer Bar (pair) <i>Bolt-On</i>	£65.00
<input type="checkbox"/>		Stealth Tablet Holder	£350.00
<input type="checkbox"/>		Push Handles (pair) <i>Not available with O2 holder, Back Cane Option, or vent tray. Required with attendant manual recline.</i>	£50.00
<input type="checkbox"/>		Accessory bar <i>Comes standard with the SCIM module, Trilogy vent tray and O2 holder. May be added to mount additional accessories to back of unit. Not available with Back Cane Option.</i>	£50.00
<input type="checkbox"/>		Quantum Backpack	£40.00

### Price

<b>Sub Total:</b>	£4,825.00
<b>Options:</b>	
<b>Total:</b>	

## Special Instructions

---

---

---

---

---

---

---

---

---

---

---

---

---

---

---

---

---

---

---

---

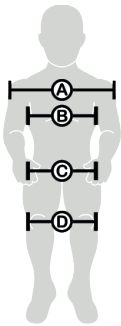
---

---

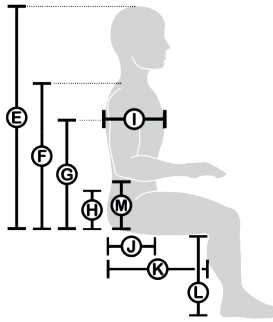
---

## User Measurements

Use this section to record users measurements.



- A. Shoulder Width \_\_\_\_\_
- B. Chest Width \_\_\_\_\_
- C. Hip Width \_\_\_\_\_
- D. External Knee Width \_\_\_\_\_



- E. Maximum Sitting Height \_\_\_\_\_
- F. Shoulder Height \_\_\_\_\_
- G. Axilla Height \_\_\_\_\_
- H. PSIS Height \_\_\_\_\_
- I. Trunk Depth \_\_\_\_\_
- J. Ischial Depth \_\_\_\_\_
- K. Thigh Depth \_\_\_\_\_
- L. Lower Leg Length \_\_\_\_\_
- M. Elbow Height \_\_\_\_\_

For additional seating options such as thoracic supports and alternative drive controls please refer to secondary order forms, entitled 'Additional Seating Options' or 'Specialty Control Input Devices'.

### Quantum Notes:

1. This product is suitable for occupied transportation in accordance with ISO 7176-19. We strongly recommend that all heavy accessories such as manual ELRs are removed and secured during occupied transportation. We also advise that the use of third party accessories including life Support Systems, Chin Controls and Trays be risk assessed prior to the wheelchair being transported. Full details of suitable restraints for this wheelchair can be obtained from Quantum Technical on 01869 324600 or Email us on: [technical@quantumrehab.co.uk](mailto:technical@quantumrehab.co.uk)
2. Due to manufacturing tolerances and continual product improvement, this specification can be subject to variance of + or - 3 %. Overall measurements will vary based on seating and accessory selections.