




Invacare®

# ***Softform Premier Spinal***


A dual surface specialist mattress  
designed for spinal injuries



The *Invacare Softform Premier Spinal* is a high specification replacement mattress designed for those with spinal conditions or injury. It is suitable for those considered at 'Very High Risk'<sup>1</sup> of developing pressure ulcers. The **Spinal** mattress provides optional support to cover a wide range of comfort and spinal alignment requirements. Following a spinal injury, a firm support surface may be necessary to assist in immobilising the spine. The unique dual layer design provides the option of a softer, **comfort foam** offering greater pressure redistribution, which may be more appropriate at a later stage in the rehabilitation process.



**Comfort surface**



**Firm surface**

### **Specialist stable support surface**

Back injury and pain can vary greatly and is specific to each individual. The **Softform Premier Spinal** mattress offers a dual interface option which provides a bespoke solution without the need to change to an alternative mattress.

The interface foam can be quickly and easily changed at the bedside to reduce the risk of waiting time for the patient and limit the need for lengthy transfer.

The specifically manufactured foam sits level with firm side supports and promotes effective patient care, handling and transfer, without compromise to spinal alignment or pressure redistribution.

The *Invacare Softform Premier Spinal*'s unique dual foam insert provides a choice of two stable support surfaces with excellent comfort capabilities. The choice of which is individual to each user, shear reduction and pressure redistribution is addressed with either surface.

The design of the mattress allows for excellent conformity if profiled on electric bed frames. Practical and durable, the **Softform Premier Spinal** mattress delivers an exceptional level of comfort and pressure redistribution, and can be a valuable contributor to the rehabilitation process.

### **Mattress support**



Surface too soft

Surface too hard

**Correct support & spinal alignment**






### Infection Control

An integral platilon liner forms part of the interior of the **Softform Premier Spinal** mattress. As the risks of contact with bodily fluids may be increased, the liner which encases the internal foam attributes to infection control by reducing the risk of fluid ingress. In combination with the **SRT** (Strikethrough Resistant Technology)<sup>2</sup> cover, this secondary protection offers a double barrier to mattress contamination.

**SRT** covers are unique to Invacare, and have been designed to be “striketrough” resistant. Strikethrough occurs when the mattress cover fibres break down or separate, and small cracks develop resulting in contaminants seeping through to the inner foam usually as a result of damage by rigorous cleaning. These specially coated **SRT** covers are designed to withstand the stringent but essential cleaning regimes in place in healthcare settings and as a result, reduce mattress failure rates.




### Unique dual foam insert provides two surface options

The blue insert provides a high density surface for additional stability, when the orange insert is placed in the upper position, the patient immerses into the mattress providing comfort and pressure reduction.



### Does not require turning or rotating

This mattress does not require turning or rotating, significantly minimising manual handling issues.



### Single piece foam “U” core

Facilitates patient transfer by providing effective side-wall support. A robust foam base prevents the mattress from bottoming out.









### Full length flap concealing zip

A full length flap protects the zip. This reduces the possible risk of fluid ingress, preventing contamination of the foam core.

Multi stretch, breathable, waterproof cover with corner welds, reducing the opportunity for accumulation of dust and liquid residues.

## Technical data

For more comprehensive pre-sales information about this product, including the product's user manual, please see your local Invacare website.

	Width	Length	Height	Total product weight	Max. user weight	Max. cleaning temperature
Single	 660 - 900 mm Double and king size sizes available on request	 1250 - 2100 mm	 152 mm	 14 kg	 247.6 kg	 80°



1. Essential nursing care is pivotal in pressure ulcer prevention. This mattress will positively contribute to the outcome of a pressure ulcer prevention care plan. Education, clinical judgement and action based planning based on vulnerability are fundamental factors in the prevention of pressure ulcers. A range of assessment scales can be used as a formal method of assessing risk from pressure ulcer development, and should be used in conjunction with an informal assessment (informed nursing judgement). Informal assessment is considered to be of greater importance and clinical value. The risk category in this instance is based on the Waterlow Scale.
2. Please note: The cover is not Strikethrough proof. Misuse or incorrect care and handling can cause damage to the mattress cover.


Manufactured to European Standards:

BS EN 597-1 Cig,  
BS EN 597-2 Match.

Foam Interior: BS 5852: 1990 Crib Source 5;  
Cover BS7175: 1989 Crib Source 5.  
Composite tested to BS 7177 Crib 5.

## Colour

Violet



Please notice colors may vary slightly from those displayed above.

QR  
Code

Tel: +41 61 487 70 70  
[hqeuropa@invacare.com](mailto:hqeuropa@invacare.com)  
[www.invacare.eu.com](http://www.invacare.eu.com)

Invacare International GmbH  
Benkenstrasse 260  
4108 Witterswil  
Switzerland

