

# TDX<sup>®</sup>2 ULTRA NARROW BASE

Max user weight 136kg (21.4 stone)

Featuring



- Class leading shear reduction with our ESR Mechanism
- Achieve the perfect fit with simple and precise adjustment features
- Maximise comfort and pressure relief with the advanced tilt and recline
- Superior drive performance with Stability Lock and SureStep<sup>®</sup> Technology



Yes, you can.<sup>®</sup>

Tel: 01656 776222 Fax: 01656 776220  
Email: ordersuk@invacare.com  
Online Spares available at: www.invacare.co.uk

JULY 2018

<b>Customer Ref :</b>	<b>Account No :</b>
<b>Contact No :</b>	<b>Order No :</b>
<b>Delivery Address :</b>	<b>Order Qty :</b>
	<b>Order Date :</b>

**Standard Features**



- Ultra Low Maxx seating by Motion Concepts
- Max user weight 136kg (21.4 stone)
- Compact, manoeuvrable, CWD TDX SP2 NB chassis
- Seat widths of 405mm - 610mm (16" - 24"), adjustable between 405mm - 505mm (16"- 20") and 505mm - 610mm (20" - 24").
- Seat depth of 380mm - 580mm (15"- 23") adjustable between 380mm - 480mm (15"- 19") and 480mm - 580mm (19"- 23").
- Backrest heights of 560mm - 660mm in 25mm increments
- Cantilever Flip-Back Arm, width, height and angle adjustable with Desk armpad with Startex covered visco foam
- Elan Multi positioning headrest
- Ultra Low Maxx CG power Tilt (0° to 50°) seat heights of 420mm - 480mm
- Powered Recline 90° to 170° with Extended Shear Reduction (ESR)
- Vari F hangers with Fixed footplates
- LINX Control System with standard bracket
- Centre (Driving Wheels) 355mm x 76mm (14" x 3") Black Tyres
- Selection of 10 Stunning Shroud and Rim Colours
- 10km/h (6mph) 4 Pole Motors and 50 Ah Batteries
- G-Trac
- 4 Point tie down system
- Lapbelt with autolock (adjustable both sides)

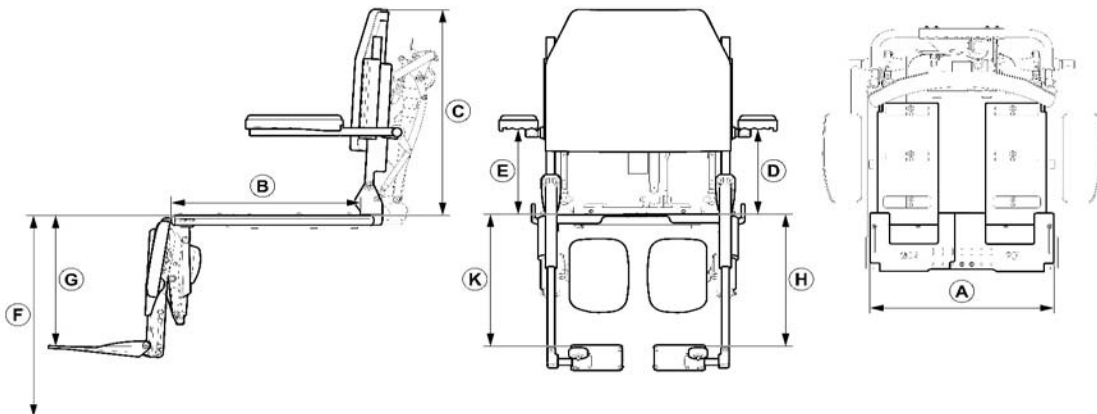


**Standard Base Price : £10,260**

\* Configurations may vary from the image shown

	<b>X</b>	<b>Please make your selection with a cross in the box</b>	<b>◆ Standard feature</b>	<b>○ Free of Charge</b>	
<b>Customer weight =</b>		<b>Kg</b>			
<b>Code</b>		<b>Description</b>			<b>Retail</b>
ARP0080		<b>TDX SP2 ULTRA NB</b>			<b>£10,260</b>
ARX0080		<b>TDX SP2 ULTRA NB Special Basic Model - PLEASE COMPLETE DETAILS AT THE END OF THE FORM</b>			<b>POA</b>

<b>SEATING TYPE : ULTRA LOW MAXX</b>					
ARP2020	<b>X</b>	<b>ULTRA LOW MAXX Seating Unit</b>			<b>◆</b>



	Customized settings:	Measured from:
A	Seat Width	Front seat plate edge LH to seat plate edge RH
B	Seat Depth	Front of seat plate (incl. curve) to bracket of backrest (lowest point)
C	Back Support	Seat plate to top of backshell
D	Armrest Height LH	Seat plate to top of tube
E	Armrest Height RH	Seat plate to top of tube
F	Seat Height	Seat plate to floor
G	Centre mount legrest	Seat plate to footplate
H	Side mount Legrest LH	Seat plate to footplate
K	Side mount Legrest RH	Seat plate to footplate
H	Pivot Plus Legrest LH	Seat plate to footplate
K	Pivot Plus Legrest RH	Seat plate to footplate

**SEAT ADJUSTMENTS**

ARP2052	Centre of gravity Tilt (0 to 50°)		◆
ARP2053	300mm seat lifter (increased STF Height by 4mm) with centre of gravity Tilt (0 to 45°)	Not available with seat-to -floor height of 480mm	£1,890

**F SEAT HEIGHT SETTING**

ARP0337	Seat-to-Floor Height 440mm		○
ARP0331	Seat-to-Floor Height 460mm		○
ARP0339	Seat-to-Floor Height 480mm		○

**ANTERIOR and POSTERIOR TILT WEDGE CAN BE EASILY RETRO FITTED OR REMOVED**  
(additional wedge situated between seat frame a Tilt/Lifter unit)

ARP2057	Tilt Standard Mount (no anterior or posterior tilt)		◆
ARP2054	5° Fixed Anterior Assist Mount (will reduce max Tilt angle by 5°) Front STF height as defined above		£256
ARP2055	10° Fixed Anterior Assist Mount (will reduce max Tilt angle by 10°) Front STF height as defined above		£319
ARP2056	5° Pre-Tilt (will increase max Tilt angle by 5°) Front STF height increased by 60mm over chosen seat height setting		£256

**ACTUAL SEAT TO GROUND HEIGHTS WITH ANTERIOR AND POSTERIOR OPTIONS**

Seat To Ground Height	5° Anterior Tilt ARP2054	10° Anterior Tilt ARP2055	5° Pre Tilt ARP2056
440mm	440mm	440mm	500mm
460mm	460mm	460mm	520mm
480mm	480mm	480mm	540mm

**BACKREST RECLINER**

ARP2060	Powered Recline 90 to 170° with Extended Shear Reduction (ESR), Standard Mount		◆
ARP2063	Powered Recline, 8° Recline mount, 82° to 162° with Extended Shear Reduction (ESR)		£27
ARP2066	Powered Recline, 30° Recline mount, 60° to 140° with Extended Shear Reduction (ESR)		£27

**SEAT DIMENSIONS**

		Seat Frame Width Range														
		ARP2021 405mm-505mm (INCREMENTS OF 25mm)/ 16" 20"					ARX2003 480mm-555mm (INCREMENTS OF 25mm) / 19" X 22"				ARX2022 505mm-610mm (INCREMENTS OF 25mm)/ 20" 24"					
		ARP0080					ARX0080									
A	B	ARP2025	ARP2026	ARP2027	ARP2028	ARP2029	ARP2030	ARP2031	ARP2032	ARP2033	ARP2034	ARP2035	ARP2036	ARP2037	ARP2038	
		405mm / 16"	430mm / 17"	455mm / 18"	480mm / 19"	505mm / 20"	480mm / 19"	505mm / 20"	530mm / 21"	555mm / 22"	580mm / 23"	505mm / 20"	530mm / 21"	555mm / 22"	580mm / 23"	610mm / 24"
		ARP2035	ARP2036	ARP2037	ARP2038	ARP2039	ARP2040	ARP2041	ARP2042							
		405mm / 16"	430mm / 17"	455mm / 18"	480mm / 19"	505mm / 20"	480mm / 19"	505mm / 20"	530mm / 21"	555mm / 22"	580mm / 23"	505mm / 20"	530mm / 21"	555mm / 22"	580mm / 23"	610mm / 24"
		ARP2039	ARP2040	ARP2041	ARP2042											
		505mm / 20"	530mm / 21"	555mm / 22"	580mm / 23"											
		ARP2040	ARP2041	ARP2042												
		530mm / 21"	555mm / 22"	580mm / 23"												
		ARP2041	ARP2042													
		555mm / 22"	580mm / 23"													
ARP2042																
580mm / 23"																

**NOTE: Seat Depths 380mm (15") and 405mm (16") are not available with Centre mounted legrest**

**SEAT CUSHION (sizes according to seat frame settings)**

ARP2144		Matrx Vi Cushion (Mesh fabric)		<b>£362</b>
ARP2146		Matrx Flo-tech Contour Visco	Not Available in Seat depth of 580mm (2042) or 555mm (2041) in combination with seat widths of 405mm (2025), 430mm (2026), 455mm (2027) 480mm (2028)	<b>£99</b>
ARP2147		Matrx Libra Cushion	Not available with Seat Width 530mm with 410mm seat Depth	<b>£345</b>
ARP2140		Solid seat Base, For alternative cushion options (Vicair, Libra etc) please see refer to our seating / positioning product ranges.		◆

**BACKREST SUPPORT OPTIONS (material height, see below for overall back height)**

**High Backs**

ARP2050		Height 410mm (Mesh fabric)	Not available with backrest height of 635mm and 660mm	◆
ARP2051		Height 460mm (Mesh fabric)	Not available with backrest height of 560mm and 585mm	○
ARP2320		Height 505mm (20") (Mesh fabric)	Not available with backrest height of 505mm, 503mm, 555mm, 585mm, 610mm and 635mm	○

**MATRX ELITE BACKS (3" Contour) (Only in seat widths 16" - 20" Wide)**

ARP2550		Height 355mm (14")	Not available with backrest height of 555mm, 585mm, 610mm, 635mm, 660mm and 685mm	<b>£406</b>
ARP2551		Height 405mm (16")	Not available with backrest height 505mm, 535mm, 610mm, 635mm, 660mm and 685mm	<b>£406</b>
ARP2552		Height 455mm (18")	Not available with backrest height of 505mm, 535mm, 555mm, 610mm, 660mm and 685mm	<b>£406</b>
ARP2553		Height 505mm (20")	Not available with backrest height of 505mm, 535mm, 550mm, 585mm 610mm and 635mm	<b>£406</b>

**MATRX ELITE HD BACKS (3" Contour) (Only in seat widths 21" - 24" Wide)**

ARP2554		Height 405mm (16")	Not available with backrest height of 505mm, 535mm, 610mm, 635mm, 660mm and 685mm	<b>£450</b>
ARP2555		Height 505mm (20")	Not available with backrest height of 505mm, 535mm, 555mm, 585mm, 610mm and 635mm	<b>£450</b>

**MATRX ELITE TR BACKS (3" Contour) (Only in seat widths 16" - 20" Wide)**

ARP2556		Height 405mm (16") (Mesh fabric)	Not available with backrest height of 505mm, 535mm, 610mm, 635mm, 660mm and 685mm	<b>£438</b>
ARP2557		Height 455mm (18") (Mesh fabric)	Not available with backrest height of 505mm, 535mm, 555mm, 585mm, 660mm and 685mm	<b>£438</b>
ARP2177		Height 505mm (Mesh fabric)	Not available with backrest height of 560mm, 585mm, 610mm and 635mm	<b>£438</b>

**MATRX ELITE TR HEAVY DUTY BACK (3" Contour) (Only with seat widths 21" - 24" Wide)**

ARP2563		Height 505mm (20") (Mesh fabric)	Not available with backrest height of 505mm, 535mm, 555mm, 585mm, 610mm and 635mm	<b>£486</b>
---------	--	----------------------------------	---	-------------

**MATRX ELITE DEEP BACKS (6" Contour) (only with seat widths 16" - 20" Wide)**

			Not available with Lateral supports	
ARP2558		Height 405mm (16") (Mesh fabric)	Not available with backrest height of 505mm, 535mm, 610mm, 635mm, 660mm and 685mm	<b>£486</b>
ARP2559		Height 455mm (18") (Mesh fabric)	Not available with backrest height of 505mm, 535mm 555mm, 585mm, 660mm and 685mm	<b>£486</b>
ARP2178		Height 500mm (Mesh fabric)	Not available with backrest height of 560mm, 585mm, 610mm and 635mm	<b>£486</b>

**MATRX PB BACK (5" Contour) (only with seat widths 16" - 18" Wide)**

ARP2174		Height 405mm, (Mesh fabric max dimension 455mm wide)	Not available with backrest height of 610mm, 635mm and 660mm	<b>£438</b>
ARP2175		Height 505mm, (Mesh fabric max dimension 455mm wide)	Not available with backrest height of 560mm, 585mm, 610mm	<b>£438</b>

**MATRX PB DEEP BACKS (7" Contour) (only with seat widths 16" - 18" Wide)**

			Not available with Lateral supports	
ARP2560		Height 405mm (16")	Not available with backrest height of 505mm, 535mm, 610mm, 635mm, 660mm and 685mm	<b>£450</b>
ARP2561		Height 505mm (20")	Not available with backrest height of 505mm, 535mm, 555mm, 585mm, 610mm and 635mm	<b>£450</b>

**MATRX ELITE DEEP HD BACK (7" Contour) (only with seat widths 21" - 24" Wide)**

			Not available with Lateral supports	
ARP2562		Height 505mm (20")	Not available with backrest height of 505mm, 535mm, 555mm, 585mm, 610mm, and 635mm	<b>£542</b>

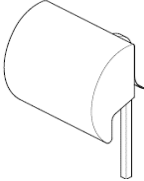
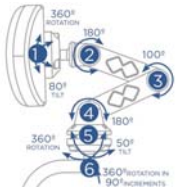



**C**

**BACKREST HEIGHT: Measured from seat pan to top of the back shell**

**NOTE: important for the adjustment of the ESR recline**

ARP2506		505mm (20")		○
ARP2501		535mm (21")		○
ARP2070		555mm (22")		◆
ARP2071		585mm (23")		○
ARP2072		610mm (24")		○
ARP2073		635mm (25")		○
ARP2074		660mm (26")		○
ARP2502		685mm (27")		○

<b>ARMREST</b>																																																			
ARP2095		Cantilever Flip-Back Arm, width, height and angle adjustable (230mm - 330mm) (9" - 13")	◆																																																
ARP2096		Cantilever Flip-Back Arm, width, height and angle adjustable (320mm - 405mm) (12.5" - 16")	○																																																
ARP2097		Two-post Recline Arm, Flip Back, adjustable height (230mm - 330mm) (9" - 13")	○																																																
ARP2098		Two-post Recline Arm, Flip Back, adjustable height (320mm - 405 mm) (12.5" - 16")	○																																																
ARP0690		Without Armrest	○																																																
<b>ARMREST ACCESSORIES</b>																																																			
ARP2308		1" Offset Armrest Spacer (pair), for two-post recline only	£105																																																
ARP2309		1/2" Offset Armrest Spacer (pair), for two-post recline only	£105																																																
<b>ARMPAD</b>																																																			
<b>Left Hand</b>																																																			
ARP2012		Desk arm pad with startex cover visco foam (255mm) 40mm thick	◆																																																
ARP2013		Full length arm pad with startex cover visco foam (355mm) 40mm thick	○																																																
ARP2014		Ergonomic arm trough 30mm thick	£86																																																
ARP2015		Without LH arm pad	○																																																
<b>Right Hand</b>																																																			
ARP2016		Desk arm pad with startex cover visco foam (255mm) 40mm thick	◆																																																
ARP2017		Full length arm pad with startex cover visco foam (355mm) 40mm thick	○																																																
ARP2018		Ergonomic arm trough 30mm thick	£86																																																
ARP2019		Without RH arm pad	○																																																
<b>ARM PAD ACCESSORIES &amp; MOUNTING OPTIONS</b> (in combination with arm trough only); to be mounted on the opposite side of remote!																																																			
<b>Left Hand</b>																																																			
ARP2080		Flat Hand Pad Left	£86																																																
ARP2081		Ergonomic Mounting Hardware to mount Otto Bock (EMO) hand pad options Left	£38																																																
<b>Right Hand</b>																																																			
ARP2083		Flat Hand Pad Right	£86																																																
ARP2084		Ergonomic Mounting Hardware to mount Otto Bock (EMO) hand pad options Right	£38																																																
<b>MULTI-AXIS UPPER EXTREMITY SUPPORTS</b>																																																			
<b>Left Hand</b>																																																			
ARP2082		Multi Axis Upper Extremity Support (MACES) Left, raises arm pad by 43mm	£216																																																
<b>Right Hand</b>																																																			
ARP2085		Multi Axis Upper Extremity Support (MACES) Right, raises arm pad by 43mm	£216																																																
<b>D</b>	<b>Height Setting: ARMREST LH</b>																																																		
		Factory Setting																																																	
		Customised																																																	
<table border="1"> <tbody> <tr> <td><input type="checkbox"/></td><td>230mm</td><td><input type="checkbox"/></td><td>240mm</td><td><input type="checkbox"/></td><td>250mm</td><td><input type="checkbox"/></td><td>260mm</td><td><input type="checkbox"/></td><td>270mm</td><td><input type="checkbox"/></td><td>280mm</td><td><input type="checkbox"/></td><td>290mm</td><td><input type="checkbox"/></td><td>300mm</td> </tr> <tr> <td><input type="checkbox"/></td><td>310mm</td><td><input type="checkbox"/></td><td>320mm</td><td><input type="checkbox"/></td><td>330mm</td><td><input type="checkbox"/></td><td>340mm</td><td><input type="checkbox"/></td><td>350mm</td><td><input type="checkbox"/></td><td>360mm</td><td><input type="checkbox"/></td><td>370mm</td><td><input type="checkbox"/></td><td>380mm</td> </tr> <tr> <td><input type="checkbox"/></td><td>390mm</td><td><input type="checkbox"/></td><td>405mm</td><td></td><td></td><td></td><td></td><td></td><td></td><td></td><td></td><td></td><td></td><td></td><td></td> </tr> </tbody> </table>				<input type="checkbox"/>	230mm	<input type="checkbox"/>	240mm	<input type="checkbox"/>	250mm	<input type="checkbox"/>	260mm	<input type="checkbox"/>	270mm	<input type="checkbox"/>	280mm	<input type="checkbox"/>	290mm	<input type="checkbox"/>	300mm	<input type="checkbox"/>	310mm	<input type="checkbox"/>	320mm	<input type="checkbox"/>	330mm	<input type="checkbox"/>	340mm	<input type="checkbox"/>	350mm	<input type="checkbox"/>	360mm	<input type="checkbox"/>	370mm	<input type="checkbox"/>	380mm	<input type="checkbox"/>	390mm	<input type="checkbox"/>	405mm												
<input type="checkbox"/>	230mm	<input type="checkbox"/>	240mm	<input type="checkbox"/>	250mm	<input type="checkbox"/>	260mm	<input type="checkbox"/>	270mm	<input type="checkbox"/>	280mm	<input type="checkbox"/>	290mm	<input type="checkbox"/>	300mm																																				
<input type="checkbox"/>	310mm	<input type="checkbox"/>	320mm	<input type="checkbox"/>	330mm	<input type="checkbox"/>	340mm	<input type="checkbox"/>	350mm	<input type="checkbox"/>	360mm	<input type="checkbox"/>	370mm	<input type="checkbox"/>	380mm																																				
<input type="checkbox"/>	390mm	<input type="checkbox"/>	405mm																																																
<b>E</b>	<b>Height Setting: ARMREST RH</b>																																																		
		Factory Setting																																																	
		Customised																																																	
<table border="1"> <tbody> <tr> <td><input type="checkbox"/></td><td>230mm</td><td><input type="checkbox"/></td><td>240mm</td><td><input type="checkbox"/></td><td>250mm</td><td><input type="checkbox"/></td><td>260mm</td><td><input type="checkbox"/></td><td>270mm</td><td><input type="checkbox"/></td><td>280mm</td><td><input type="checkbox"/></td><td>290mm</td><td><input type="checkbox"/></td><td>300mm</td> </tr> <tr> <td><input type="checkbox"/></td><td>310mm</td><td><input type="checkbox"/></td><td>320mm</td><td><input type="checkbox"/></td><td>330mm</td><td><input type="checkbox"/></td><td>340mm</td><td><input type="checkbox"/></td><td>350mm</td><td><input type="checkbox"/></td><td>360mm</td><td><input type="checkbox"/></td><td>370mm</td><td><input type="checkbox"/></td><td>380mm</td> </tr> <tr> <td><input type="checkbox"/></td><td>390mm</td><td><input type="checkbox"/></td><td>405mm</td><td></td><td></td><td></td><td></td><td></td><td></td><td></td><td></td><td></td><td></td><td></td><td></td> </tr> </tbody> </table>				<input type="checkbox"/>	230mm	<input type="checkbox"/>	240mm	<input type="checkbox"/>	250mm	<input type="checkbox"/>	260mm	<input type="checkbox"/>	270mm	<input type="checkbox"/>	280mm	<input type="checkbox"/>	290mm	<input type="checkbox"/>	300mm	<input type="checkbox"/>	310mm	<input type="checkbox"/>	320mm	<input type="checkbox"/>	330mm	<input type="checkbox"/>	340mm	<input type="checkbox"/>	350mm	<input type="checkbox"/>	360mm	<input type="checkbox"/>	370mm	<input type="checkbox"/>	380mm	<input type="checkbox"/>	390mm	<input type="checkbox"/>	405mm												
<input type="checkbox"/>	230mm	<input type="checkbox"/>	240mm	<input type="checkbox"/>	250mm	<input type="checkbox"/>	260mm	<input type="checkbox"/>	270mm	<input type="checkbox"/>	280mm	<input type="checkbox"/>	290mm	<input type="checkbox"/>	300mm																																				
<input type="checkbox"/>	310mm	<input type="checkbox"/>	320mm	<input type="checkbox"/>	330mm	<input type="checkbox"/>	340mm	<input type="checkbox"/>	350mm	<input type="checkbox"/>	360mm	<input type="checkbox"/>	370mm	<input type="checkbox"/>	380mm																																				
<input type="checkbox"/>	390mm	<input type="checkbox"/>	405mm																																																
<b>ELBOW BLOCK LH PADS</b>																																																			
ARP2347		XS 110mm wide x 83mm high	Not available with ergonomic arm trough LH																																																
ARP2348		S 135mm wide x 90mm high	Not available with ergonomic arm trough LH																																																
ARP2349		M 145mm wide x 95mm high	Not available with ergonomic arm trough LH																																																
ARP2350		L 165mm wide x 110mm high	Not available with ergonomic arm trough LH																																																
<b>ELBOW BLOCK LH MOUNTING HARDWARE</b>																																																			
ARP2361		Vertical 3" / Horizontal 5"	○																																																
ARP2362		Vertical 3" / Horizontal 7"	○																																																
ARP2363		Vertical 5" / Horizontal 5"	○																																																
ARP2364		Vertical 5" / Horizontal 7"	○																																																

<b>ELBOW BLOCK RH PADS</b>			
ARP2351		XS 110mm wide x 83mm high	Not available with ergonomic arm trough RH <b>£405</b>
ARP2352		S 135mm wide x 90mm high	Not available with ergonomic arm trough RH <b>£405</b>
ARP2353		M 145mm wide x 95mm high	Not available with ergonomic arm trough RH <b>£405</b>
ARP2354		L 165mm wide x 110mm high	Not available with ergonomic arm trough RH <b>£405</b>
<b>ELBOW BLOCK RH MOUNTING HARDWARE</b>			
ARP2371		Vertical 3" / Horizontal 5"	○
ARP2372		Vertical 3" / Horizontal 7"	○
ARP2373		Vertical 5" / Horizontal 5"	○
ARP2374		Vertical 5" / Horizontal 7"	○
<b>HIP SUPPORTS LH, MULTI ADJUSTABLE (for flip up and following armrests only)</b>			
ARP2184		140mm x 100mm	Not available with 410mm seat depth and manual centre legrests <b>£200</b>
ARP2114		180mm x 150mm	Not available with 410mm seat depth and manual centre legrests <b>£200</b>
ARP2186		230mm x 100mm	Not available with 410mm seat depth and manual centre legrests <b>£200</b>
ARP2188		330mm x 100mm	Not available with 410mm seat depth and manual centre legrests <b>£200</b>
<b>HIP SUPPORTS RH, MULTI ADJUSTABLE (for flip up and following armrests only)</b>			
ARP2185		140mm x 100mm	Not available with 410mm seat depth and manual centre legrests <b>£200</b>
ARP2115		180mm x 150mm	Not available with 410mm seat depth and manual centre legrests <b>£200</b>
ARP2187		230mm x 100mm	Not available with 410mm seat depth and manual centre legrests <b>£200</b>
ARP2189		330mm x 100mm	Not available with 410mm seat depth and manual centre legrests <b>£200</b>
<b>SEAT ACCESSORIES</b>			
	<b>Onyx Auto Style headrest!</b>		<b>Elan Headrest adjustments</b>
			<b>Elan Standard Pad</b>
			<b>Elan Occipital Pad</b>
			<b>Elan 4 Point Pad</b>
<b>HEADREST/NECKREST (Dartex) - Adequate headrest option must be selected</b>			
ARP2092		Onyx Auto Style headrest	<b>£97</b>
ARP2323		Elan Standard Pad 150mm (6") wide w/standard cover (ESP26) complete with Elan Headrest Hardware (MEHW)	<b>£260</b>
ARP2324		Elan Standard Pad 255mm (10") wide w/standard cover (ESP26) complete with Elan Headrest Hardware (MEHW)	◆
ARP2322		Elan Standard Pad 355mm (14") wide w/standard cover (ESP26) complete with Elan Headrest Hardware (MEHW)	<b>£260</b>
ARP2325		Elan Occipital Pad 230mm x 180mm (9" x 7") w/standard cover (EOP23) complete with Elan Headrest Hardware (MEHW)	<b>£260</b>
ARP2326		Elan Occipital Pad 305mm x 200mm (12" x 8") w/standard cover complete with Elan Headrest Hardware (MEHW)	<b>£260</b>
ARP2327		Elan 4 Point Headrest Pad 280mm x 255mm (11" x 10") w/standard cover complete with Elan Headrest Hardware (MEHW)	<b>£350</b>
ARP1495		Head Control or equivalent Headrest, provided independently from this order (According to the requirements of ISO 7176-19, a Headrest is compulsory for using the wheelchair as vehicle seat)	○
<b>LATERAL SUPPORTS LH</b>			
ARP2343		110mm wide x 83mm	<b>£313</b>
ARP2345		135mm wide x 90mm	<b>£313</b>
ARP2043		145mm wide x 95mm	<b>£313</b>
ARP2045		165mm wide x 110mm	<b>£313</b>
<b>LATERAL SUPPORTS RH</b>			
ARP2344		110mm wide x 83mm	<b>£313</b>
ARP2346		135mm wide x 90mm	<b>£313</b>
ARP2044		145mm wide x 95mm	<b>£313</b>
ARP2046		165mm wide x 110mm	<b>£313</b>
<b>LATERAL SUPPORT ACCESSORIES</b>			
ARP2049		Additional telescopic link for lateral support, 25 mm, Pair	<b>£124</b>
<b>PLEASE CHOOSE EITHER CENTRE MOUNTED OR SIDE MOUNTED LEGRESTS</b>			
<b>CENTRE MOUNTED LEGRESTS (Includes Calf pads)</b>			
<b>FOOTREST HANGER TYPE (INCLUDING CALF PAD AND ANGLE ADJ FOOTPLATE)</b>			
ARP0586		Centre mounted, angle settable (0° - 90°): knee to heel length 310mm - 410mm	Not available with 5° or 10° anterior tilt in combination with seat depths 16" or 17" <b>£252</b>
ARP0589		Centre mounted, length compensating, powered, LNX (0° - 90°): knee to heel length 340mm - 410mm	<b>£1,404</b>
ARX0592		LNX Power centre mount legrest with telescoping foot platform (lowers to the ground): Length 380mm - 419mm (Selectable length depends on STF height) Custom-made, requires customized setting.	<b>£2,203</b>



FOOTPLATES / FOOT PLATFORM																											
ARP2365		Angle & width adjustable footplates Small (127mm width x 190mm depth / 5" x 7.5")	£82																								
ARP0559		Angle & width adjustable footplates <b>Medium (140mm width x 240mm depth / 5.5" x 9.5")</b>	○																								
ARP0516		Angle & width adjustable footplates <b>Large (150mm width x 290mm depth / 6" x 11.5")</b>	£107																								
ARP2366		Angle adjustable foot platform Small (305mm width x 215mm depth / 12" x 8.5")	£214																								
ARP0517		Angle adjustable foot platform <b>Medium (305mm width, 275mm depth / 12" x 10.75" )</b>	£214																								
<b>G</b>	<b>Height Setting: Centre Mount Legrest, options 0586 &amp; 0589</b>																										
		Factory Setting																									
		Customised																									
<table border="1" style="width:100%; text-align:center;"> <tr> <td><input type="checkbox"/> 310mm</td> <td><input type="checkbox"/> 325mm</td> <td><input type="checkbox"/> 335mm</td> <td><input type="checkbox"/> 345mm</td> <td><input type="checkbox"/> 355mm</td> </tr> <tr> <td><input type="checkbox"/> 364mm</td> <td><input type="checkbox"/> 375mm</td> <td><input type="checkbox"/> 385mm</td> <td><input type="checkbox"/> 410mm</td> <td></td> </tr> </table>				<input type="checkbox"/> 310mm	<input type="checkbox"/> 325mm	<input type="checkbox"/> 335mm	<input type="checkbox"/> 345mm	<input type="checkbox"/> 355mm	<input type="checkbox"/> 364mm	<input type="checkbox"/> 375mm	<input type="checkbox"/> 385mm	<input type="checkbox"/> 410mm															
<input type="checkbox"/> 310mm	<input type="checkbox"/> 325mm	<input type="checkbox"/> 335mm	<input type="checkbox"/> 345mm	<input type="checkbox"/> 355mm																							
<input type="checkbox"/> 364mm	<input type="checkbox"/> 375mm	<input type="checkbox"/> 385mm	<input type="checkbox"/> 410mm																								
<b>G</b>	<b>Height Setting: Centre Mount w telescoping foot platform</b>																										
		Customised for available selections please see matrix attached																									
<p style="color:red; font-weight:bold;">Please measure carefully and consider the seat cushion height! Setting chosen will be made-to-order and cannot be changed afterwards!</p> <table border="1" style="width:100%; text-align:center;"> <tr> <td><input type="checkbox"/> 380mm</td> <td><input type="checkbox"/> 393mm</td> <td><input type="checkbox"/> 406mm</td> <td><input type="checkbox"/> 419mm</td> </tr> </table>				<input type="checkbox"/> 380mm	<input type="checkbox"/> 393mm	<input type="checkbox"/> 406mm	<input type="checkbox"/> 419mm																				
<input type="checkbox"/> 380mm	<input type="checkbox"/> 393mm	<input type="checkbox"/> 406mm	<input type="checkbox"/> 419mm																								
SIDE MOUNTED LEGRESTS																											
INDIVIDUAL FOOTREST HANGER TYPE; LH																											
ARP0536		<b>VARI F :</b> Angle adjustable with tools 0° - 70°, length 290mm - 460mm	◆																								
ARP0537		<b>VARI A :</b> Angle adjustable with tools 0° - 70°, length 290mm - 460mm	Not available with Fixed footplate LH £93																								
ARP0538		<b>ADM Manual :</b> Angle adjustable with quick release lever 0° - 80°, length 290mm - 460mm	Not available with Fixed footplate LH £88																								
ARP0539		<b>ADE Powered :</b> Angle adjustable powered by joystick, 0° - 80°, length 290mm - 460mm	Not available with Fixed footplate LH NC 0505, 2261, 2262, 2263, 2264 £265																								
ARP0572		Pivot Plus Manual Elevating Legrests LH	Not available with Fixed and Angle Adjustable footplate LH £562																								
ARP0577		Pivot Plus Power Elevating Legrests LH	Not available with Fixed and Angle Adjustable footplate LH NC 2025, 2261, 2262, 2263, 2264 £918																								
ARP0535		Without Hanger LH and footplates	○																								
<b>H</b>	<b>Height Setting: Vari Hanger LH</b>																										
		Factory Setting																									
		Customised																									
<table border="1" style="width:100%; text-align:center;"> <tr> <td><input type="checkbox"/> 270mm</td> <td><input type="checkbox"/> 280mm</td> <td><input type="checkbox"/> 290mm</td> <td><input type="checkbox"/> 300mm</td> <td><input type="checkbox"/> 310mm</td> <td><input type="checkbox"/> 320mm</td> <td><input type="checkbox"/> 330mm</td> <td><input type="checkbox"/> 340mm</td> </tr> <tr> <td><input type="checkbox"/> 350mm</td> <td><input type="checkbox"/> 360mm</td> <td><input type="checkbox"/> 370mm</td> <td><input type="checkbox"/> 380mm</td> <td><input type="checkbox"/> 390mm</td> <td><input type="checkbox"/> 400mm</td> <td><input type="checkbox"/> 410mm</td> <td><input type="checkbox"/> 420mm</td> </tr> <tr> <td><input type="checkbox"/> 430mm</td> <td></td> <td></td> <td></td> <td></td> <td></td> <td></td> <td></td> </tr> </table>				<input type="checkbox"/> 270mm	<input type="checkbox"/> 280mm	<input type="checkbox"/> 290mm	<input type="checkbox"/> 300mm	<input type="checkbox"/> 310mm	<input type="checkbox"/> 320mm	<input type="checkbox"/> 330mm	<input type="checkbox"/> 340mm	<input type="checkbox"/> 350mm	<input type="checkbox"/> 360mm	<input type="checkbox"/> 370mm	<input type="checkbox"/> 380mm	<input type="checkbox"/> 390mm	<input type="checkbox"/> 400mm	<input type="checkbox"/> 410mm	<input type="checkbox"/> 420mm	<input type="checkbox"/> 430mm							
<input type="checkbox"/> 270mm	<input type="checkbox"/> 280mm	<input type="checkbox"/> 290mm	<input type="checkbox"/> 300mm	<input type="checkbox"/> 310mm	<input type="checkbox"/> 320mm	<input type="checkbox"/> 330mm	<input type="checkbox"/> 340mm																				
<input type="checkbox"/> 350mm	<input type="checkbox"/> 360mm	<input type="checkbox"/> 370mm	<input type="checkbox"/> 380mm	<input type="checkbox"/> 390mm	<input type="checkbox"/> 400mm	<input type="checkbox"/> 410mm	<input type="checkbox"/> 420mm																				
<input type="checkbox"/> 430mm																											
<b>H</b>	<b>Height Setting: Pivot Plus Legrest LH</b>																										
		Factory Setting																									
		Customised																									
<table border="1" style="width:100%; text-align:center;"> <tr> <td><input type="checkbox"/> 402mm</td> <td><input type="checkbox"/> 414mm</td> <td><input type="checkbox"/> 426mm</td> <td><input type="checkbox"/> 438mm</td> <td><input type="checkbox"/> 450mm</td> <td><input type="checkbox"/> 462mm</td> <td><input type="checkbox"/> 474mm</td> </tr> </table>				<input type="checkbox"/> 402mm	<input type="checkbox"/> 414mm	<input type="checkbox"/> 426mm	<input type="checkbox"/> 438mm	<input type="checkbox"/> 450mm	<input type="checkbox"/> 462mm	<input type="checkbox"/> 474mm																	
<input type="checkbox"/> 402mm	<input type="checkbox"/> 414mm	<input type="checkbox"/> 426mm	<input type="checkbox"/> 438mm	<input type="checkbox"/> 450mm	<input type="checkbox"/> 462mm	<input type="checkbox"/> 474mm																					
INDIVIDUAL FOOTREST HANGER TYPE; RH																											
ARP0546		<b>VARI F :</b> Angle adjustable with tools 0° - 70°, length 290mm - 460mm	◆																								
ARP0547		<b>VARI A :</b> Angle adjustable with tools 0° - 70°, length 290mm - 460mm	Not available with Fixed Footplate £93																								
ARP0548		<b>ADM Manual :</b> Angle adjustable with quick release lever 0° - 80°, length 290mm - 460mm	Not available with Fixed Footplate £88																								
ARP0549		<b>ADE Powered :</b> Angle adjustable powered by joystick, 0° - 80°, length 290mm - 460mm	Not available with Fixed footplate LH NC 0505, 2261, 2262, 2263, 2264 £265																								
ARP0579		Pivot Plus Manual Elevating Legrests RH	Not available with Fixed Footplate or Angle adjustable footplate £562																								
ARP0584		Pivot Plus Power Elevating Legrests RH	Not available with Fixed Footplate or Angle adjustable footplate NC 2025, 2261, 2262, 2263, 2264 £918																								
ARP0545		Without Hanger LH and footplate	○																								

<b>K</b>	<b>Height Setting: Vari Hanger RH</b>	
	<input type="checkbox"/>	Factory Setting
	<input type="checkbox"/>	Customised

<input type="checkbox"/>	270mm	<input type="checkbox"/>	280mm	<input type="checkbox"/>	290mm	<input type="checkbox"/>	300mm	<input type="checkbox"/>	310mm	<input type="checkbox"/>	320mm	<input type="checkbox"/>	330mm	<input type="checkbox"/>	340mm
<input type="checkbox"/>	350mm	<input type="checkbox"/>	360mm	<input type="checkbox"/>	370mm	<input type="checkbox"/>	380mm	<input type="checkbox"/>	390mm	<input type="checkbox"/>	400mm	<input type="checkbox"/>	410mm	<input type="checkbox"/>	420mm
<input type="checkbox"/>	430mm														

<b>K</b>	<b>Height Setting: Pivot Plus Legrest RH</b>	
	<input type="checkbox"/>	Factory Setting
	<input type="checkbox"/>	Customised

<input type="checkbox"/>	402mm	<input type="checkbox"/>	414mm	<input type="checkbox"/>	426mm	<input type="checkbox"/>	438mm	<input type="checkbox"/>	450mm	<input type="checkbox"/>	462mm	<input type="checkbox"/>	474mm
--------------------------	-------	--------------------------	-------	--------------------------	-------	--------------------------	-------	--------------------------	-------	--------------------------	-------	--------------------------	-------

**INDIVIDUAL FOOTPLATE TYPE; LH**

ARP0505	<input type="checkbox"/>	Fixed Footplate LH	◆
ARP0509	<input type="checkbox"/>	Angle Adjustable Footplate LH	£56
ARP0511	<input type="checkbox"/>	Angle and depth adjustable Footplate LH	○

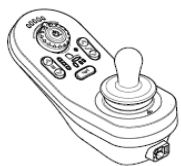
**INDIVIDUAL FOOTPLATE TYPE; RH**

ARP0502	<input type="checkbox"/>	Fixed Footplate RH	◆
ARP0506	<input type="checkbox"/>	Angle Adjustable Footplate RH	£56
ARP0508	<input type="checkbox"/>	Angle and depth adjustable Footplate RH	○



**LINX PRIMARY CONTROLS**

**Drive & Actuators**



REM110

**Drive, Actuators & Lights**



REM211

**Touch-screen & Joystick**



REM400

**Touch-screen**



REM500

**LINX PRIMARY REMOTE & BRACKET**

ARP2203	<input type="checkbox"/>	REM211 Drive & Actuators	Not available with lights	◆
ARP2204	<input type="checkbox"/>	REM216 Drive, Actuators & Lights		£120
ARP2205	<input type="checkbox"/>	REM400, touch-screen interface (Built in Bluetooth HID)		£270
ARP1207	<input type="checkbox"/>	Standard Bracket RH		○
ARP1208	<input type="checkbox"/>	Standard Bracket LH		○
ARP1707	<input type="checkbox"/>	Swing Away RH		£105
ARP1708	<input type="checkbox"/>	Swing Away LH		£105
ARP2075	<input type="checkbox"/>	Swing Away + height / width adjust mount on RH for user, Quad link design		£178
ARP2076	<input type="checkbox"/>	Swing Away + height / width adjust mount on LH for user, Quad link design		£178
ARP2227	<input type="checkbox"/>	Bracket RH mounted for Attendant		£50
ARP2228	<input type="checkbox"/>	Bracket LH mounted for Attendant		£50
ARX2239	<input type="checkbox"/>	Individual mounting option per request (Special) - Requires additional information / specification		POA

**LINX REM500 REMOTE & BRACKET (Secondary User input required)**

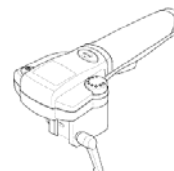
ARP2206	<input type="checkbox"/>	REM500, without joystick for alternative access (Built in Bluetooth HID)		£616
ARP2209	<input type="checkbox"/>	Swing away RH, multi-adjustable		○
ARP2210	<input type="checkbox"/>	Swing away LH, multi-adjustable		○
ARP2213	<input type="checkbox"/>	Centre mount, swing away to RH, Nucleus		£375
ARP2214	<input type="checkbox"/>	Centre mount, swing away to LH, Nucleus		£375
ARX2239	<input type="checkbox"/>	Individual mounting option per request (Special) - Requires additional information / specification		POA



ACU200

**Compact Dual Control**

**LINX IDC Dual Control**

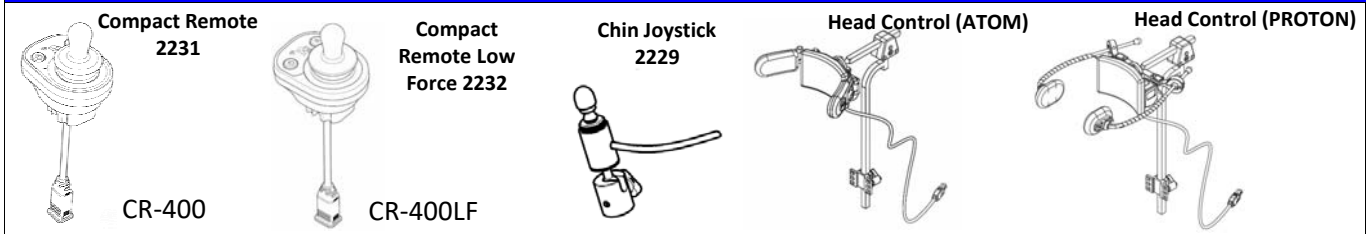




<b>LiNX DUAL CONTROL &amp; BRACKET: CAN ONLY BE SELECTED IN ADDITION TO LiNX USER CONTROL</b>			
ARP2219		Compact Dual Control (ACU200)	<b>£313</b>
ARP1207		Standard Bracket RH	○
ARP1208		Standard Bracket LH	○
<b>INVACARE LiNX IDC DUAL CONTROL &amp; BRACKET</b>			
ARP2245		Invacare IDC Dual control	<b>£595</b>
ARP1221		IDC Dual control Detachable Bracket RH	○
ARP1222		IDC Dual control Detachable Bracket LH	○

**\*If no specialist controls are required please move to the frame colour section on page 11\***

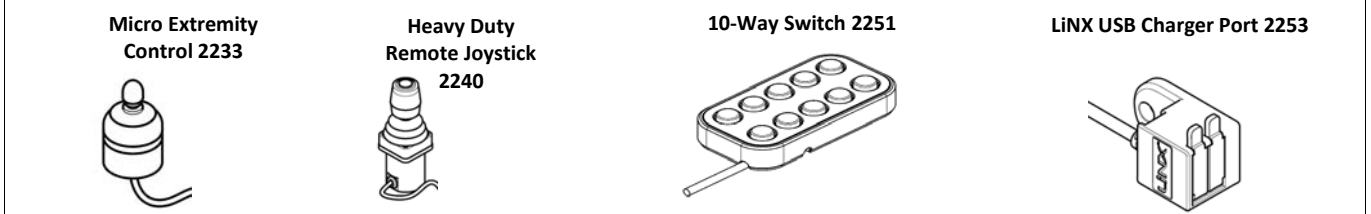
## LiNX SPECIALIST CONTROLS



<b>LiNX - COMPACT REMOTES &amp; BRACKET (Requires Primary Remote REM400 or REM500)</b>			
ARP2231		Proportional Compact Remote DLX-CR400	<b>£655</b>
ARP2232		Proportional Compact Remote Low Force DLX-CR-400LF	<b>£875</b>
ARP2207		RH Mount	○
ARP2208		LH Mount	○
ARP2213		Centre Mount swing-away to RH (Nucleus)	<b>£375</b>
ARP2214		Centre Mount swing-away to LH (Nucleus)	<b>£375</b>
ARX2215		Individual mounting option per request (Special) - Requires additional information / specification	<b>POA</b>

<b>LiNX CHIN CONTROL &amp; BRACKET (Requires Primary Remote REM400 or REM500)</b>			
ARP2229		Proportional Chin Joystick (ASL138)	<b>£1,535</b>
ARP1289		Swing Away Bracket RH side Manual (ASL628) (Requires ELAN Headrest)	○
ARP1288		Swing Away Bracket LH side Manual (ASL628) (Requires ELAN Headrest)	○
ARX1287		Swing Away Bracket RH side Powered, Has to be mounted on opposite side of Attendant bracket, Cane holder, Mirror or Tray	<b>£1,990</b>
ARX1286		Swing Away Bracket LH side Powered, Has to be mounted on opposite side of Attendant bracket, Cane holder, Mirror or Tray	<b>£1,990</b>

<b>HEAD CONTROL (with ATOM technology) (Requires Primary Remote REM400 or REM500)</b>			
ARP2230		Head Control with ultrasonic proximity sensors (ATOM, ASL104) with standard wings M3	<b>£3,300</b>
ARP2247		Head Control with ultrasonic proximity sensors (PROTON, ASL104P) with PROTON wings	<b>£3,970</b>

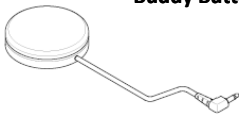

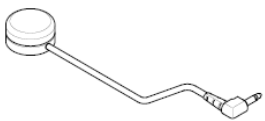



<b>MICRO EXTREMITY CONTROL (Requires Primary Remote REM400 or REM500)</b>			
ARP2233		MEC Proportional Joystick (Micro Extremity Control)	<b>£3,292</b>
ARP2235		Tray Mount RH (ASL603, 100mm x 150mm)	○
ARP2236		Tray Mount LH (ASL603, 100mm x 150mm)	○
ARP2213		Centre Mount, swing-away to RH, Nucleus	<b>£375</b>
ARP2214		Centre Mount, swing-away to LH, Nucleus	<b>£375</b>
ARP2241		Centre Mount, swing-away to RH, Nucleus (incl. Tray ASL603, 100mm x 150mm)	<b>£375</b>
ARP2242		Centre Mount, swing-away to LH, Nucleus (incl. Tray ASL603, 100mm x 150mm)	<b>£375</b>
ARX2215		Individual mounting option per request (Special) - REQUIRES ADDITIONAL INFORMATION / SPECIFICATION	<b>POA</b>

<b>HEAVY DUTY REMOTE JOYSTICK (Requires Primary Remote REM400 or REM500)</b>			
ARP2240		Proportional Heavy Duty Remote Joystick with mode switch (ASL133)	<b>£1,835</b>
ARP2235		Tray Mount RH (ASL603, 100mm x 150mm)	○
ARP2236		Tray Mount LH (ASL603, 100mm x 150mm)	○
ARP2213		Centre Mount, swing-away to RH, Nucleus	<b>£375</b>
ARP2214		Centre Mount, swing-away to LH, Nucleus	<b>£375</b>
ARP2241		Centre Mount, swing-away to RH, Nucleus (includes Tray ASL603, 100mm x 150mm)	<b>£375</b>
ARP2242		Centre Mount, swing-away to LH, Nucleus (includes Tray ASL603, 100mm x 150mm)	<b>£375</b>
ARX2215		Individual mounting option per request (Special) - REQUIRES ADDITIONAL INFORMATION / SPECIFICATION	<b>POA</b>

<b>LiNX 10-WAY SWITCH</b>		
ARP2251		10-Way Switch DLX-SW10-A for direct Powered Seating Access (includes loom to connect + additional jack for mode switch) <b>£400</b>
ARP2217		Bracket RH, mounted for User <b>○</b>
ARP2218		Bracket LH, mounted for User <b>○</b>
ARP2227		Bracket RH, mounted for Attendant <b>£50</b>
ARP2228		Bracket LH, mounted for Attendant <b>£50</b>
ARP2225		Without mounting <b>○</b>
<b>FOUR-SWITCH PROXIMITY ARRAY</b>		
ARP2257		Four-Switch Proximity Array (ASL106) <b>£5,250</b>
ARP2275		Centre Mount, swing-away to RH, Nucleus (Includes Eclipse Tray ASL619, 360mm x 180mm) <b>£375</b>
ARP2276		Centre Mount, swing-away to LH, Nucleus (Includes Eclipse Tray ASL619, 360mm x 180mm) <b>£375</b>
ARX2215		Individual mounting option per request (Special) - Requires additional information / specification <b>POA</b>
<b>WIRELESS ACCESSORIES FOR ATOM</b>		
ARX2248		Wireless Dual Switch Receiver (ASL557-2) (Jack plugs) <b>£270</b>
ARP2249		Wireless Triple Switch Receiver (ASL557-3) (Sub D plug) <b>£270</b>
ARP2250		Wireless Mouse Emulator (ASL558) <b>£648</b>
<b>PEDIATRIC COMPACT</b>		
ARP2243		Proportional Paediatric Compact (ASK132), Includes input Module <b>£1,897</b>
ARP2235		Tray Mount RH (ASL603, 100mm x 150mm) <b>○</b>
ARP2236		Tray Mount LH (ASL603, 100mm x 150mm) <b>○</b>
ARP2213		Centre Mount, swing-away to RH, Nucleus <b>£375</b>
ARP2214		Centre Mount, swing-away to LH, Nucleus <b>£375</b>
ARP2241		Centre Mount, swing-away to RH, Nucleus (includes Tray (ASL603, 100mm x 150mm) <b>£375</b>
ARP2242		Centre Mount, swing-away to RH, Nucleus (includes Tray (ASL603, 100mm x 150mm) <b>£375</b>
ARX2215		Individual mounting option per request (Special) - Requires additional information / specification <b>POA</b>
<b>SIP'N PUFF HEAD CONTROL</b>		
ARP2255		Sip'n Puff Head Control (ASL109) includes Input Module and Lip Switch (ASL 301 LIP) (Combines simple sip and puff controls with head movements) <b>£4,917</b>
<b>SIP'N PUFF CONTROL &amp; INPUT MODULE</b>		
ARP2256		Sip'n Puff Control (including Sip'n Puff kit, Lip Switch ASL301LIP and Input module) <b>£683</b>
<b>LiNX INTERFACE OPTIONS (mounted &amp; connected)</b>		
ARP2271		Input Module DLX-IN500-A (sub D, Sip'n Puff) <b>£633</b>
<b>SPECIAL ALTERNATIVE JOYSTICKS &amp; INPUTS</b>		
ARX2216		Special alternative Joystick / Input and bracket as per request <b>POA</b>
<b>USB CHARGER PORT</b>		
ARP2253		USB Charger Port DLX-USB02-A <b>£126</b>
ARP2207		RH Mount <b>○</b>
ARP2208		LH Mount <b>○</b>

## FURTHER LiNX COMPONENTS / ACCESSORIES

 <span style="margin: 0 20px;"><b>Buddy Button</b></span>  <span style="margin: 0 20px;"><b>Egg Switch</b></span>  <span style="margin: 0 20px;"><b>Piko Button</b></span>		
<b>OUTPUT MODULE</b>		
ARP2300	X	To be enclosed only - not mounted to the chair <b>○</b>
<b>BUDDY BUTTONS to be enclosed only</b>		
ARP1685		Red Buddy Button <b>£70</b>
ARP1686		Yellow Buddy Button <b>£70</b>
ARP1687		Green Buddy Button <b>£70</b>
ARP1690		Blue Buddy Button <b>£70</b>
<b>EGG SWITCH to be enclosed only</b>		
ARP2254		Egg Switch, Black <b>£70</b>
<b>PIKO BUTTONS to be enclosed only</b>		
ARP1711		Red Piko Button <b>£125</b>
ARP1712		Yellow Piko Button <b>£125</b>
ARP1713		Green Piko Button <b>£125</b>
ARP1714		Orange Piko Button <b>£125</b>
ARP1715		Blue Piko Button <b>£125</b>
ARP1716		Black Piko Button <b>£125</b>

<b>TOGGLES / BUTTONS to be enclosed only</b>			
ARP2261		Stereo Toggle - direct control for Tilt-only	£213
ARP2262		Stereo Button - direct control for Tilt-only	£204
ARP2263		Four-Way Toggle - direct control for Tilt & Recline	£266
ARP2264		Four-Way Button - direct control for Tilt & Recline	£284
ARP2207		RH Mount	○
ARP2208		LH Mount	○
ARP2225		Without mounting	○
<b>REMOTE STOP SWITCH to be enclosed only</b>			
ARP2258		Remote Stop Switch (ASL504)	£832
<b>DRIVE UNIT OPTIONS</b>			
<b>SHROUD COLOURS (ALL COLOURED PARTS ARE DETACHABLE AND CHANGEABLE PLASTIC SHROUDS)</b>			
ARP2601		SpaceStation Silver	○
ARP2602		Island Blue	○
ARP2603		Grape JellyBean (Purple)	○
ARP2604		Monster Green	○
ARP2605		Tangy Orange	○
ARP2606		WhiteOut	○
ARP2607		Rockstar Red	○
ARP2608		Lights Out Black - Matt	○
ARP2609		Invacare® Blue	○
ARP0028		Wet Black	○
<b>RIM INSERT COLOURS</b>			
ARP2611		SpaceStation Silver	○
ARP2612		Island Blue	○
ARP2613		Grape JellyBean (Purple)	○
ARP2614		Monster Green	○
ARP2615		Tangy Orange	○
ARP2616		WhiteOut	○
ARP2617		Rockstar Red	○
ARP2618		Lights Out Black - Matt	○
ARP2619		Invacare® Blue	○
ARP2620		Wet Black	○
ARP2621		Without Rim insert	○
<b>FORKS</b>			
ARP2631		Single sided fork includes Black castor	£279
ARP2632		Double sided fork	○
<b>CENTRE WHEELS (DRIVING WHEELS)</b>			
ARP0704		355mm x 76mm (14" x 3") Black Tyres, Pneumatic	○
ARP0733		355mm x 76mm (14" x 3") Black Tyres with Gel Foam Inserts (Solid)	◆
<b>PERFORMANCE OPTIONS</b>			
<b>MOTOR TYPE</b>			
ARP1294		3 km/h (2mph)	○
ARP1282		6 km/h (4mph)	○
ARP1283		10 km/h (6mph) (includes light system and indicators - please select option ARP1437)	◆
<b>BATTERY</b>			
ARP1257	X	50 Ah	◆
<b>G-TRACK</b>			
ARP1215	X	 <p><b>G-trac</b> ensures the powerchair takes the intended direction as indicated by the user control, without the need for continual correction by the client on uneven or sloping terrain.</p>	◆
<b>CHARGER</b>			
ARP1343		Charger 8A (200 - 250V)	◆
ARP1313		OptiCharge Charger 10A (200 - 250V) Charging time will be 20% faster	£120
<b>SAFETY OPTIONS</b>			
<b>LIGHT</b>			
ARP1437		Light system with Indicators & LED Headlights	£360
ARP1254		Without Light system	◆

**SAFETY ACCESSORIES**

**TRANSPORTATION KIT**

ARP1450		<b>Preparation</b> for DAHL Docking station: Docking station for car implementation, please order docking station separately ( <b>Adequate headrest is compulsory</b> )	£464
ARP1494		4-Point tie-down (Tested version for using wheelchair as a vehicle seat according to ISO 7176-19:2001) ( <b>Adequate headrest is compulsory</b> )	◆
ARP1401		6-Point tie-down (Tested version for using wheelchair as a vehicle seat according to ISO 7176-19) required for variants with combined Lift & Tilt module ( <b>Adequate headrest is compulsory</b> )	○

**FIXATION BELT**

ARP2113		Lapbelt (adjustable both sides) adjustable mounting on seat rail extrusion	◆
---------	--	--	---

**BODYPOINT PELVIC BELTS (Includes mounting kit) NEW**

ARP2701		Evoflex Pelvic Stabilizer, Rehab Latch size L (padded length 620mm) <b>NEW!</b>	Not available with Seat width 380mm, 430mm, Hip supports	£75
ARP2702		Evoflex Pelvic Stabilizer, Rehab Latch size M (padded length 460mm) <b>NEW!</b>	Not available with Seat width 480mm, 530mm, Hip supports	£75
ARP2703		2-Point Hip Belt, Centre pull - push button, Cinch mount size L (padded length 620mm) <b>NEW!</b>	Not available with Seat width 380mm, 430mm, Hip supports	£69
ARP2704		2-Point Hip Belt, Centre pull - push button, Cinch mount size M (padded length 460mm) <b>NEW!</b>	Not available with Seat width 480mm, 530mm, Hip supports	£69
ARP2705		2-Point Hip Belt, Dual pull, Side release button, Cinch mount size L (padded length 620mm) <b>NEW!</b>	Not available with Seat width 380mm, 430mm, Hip supports	£69
ARP2706		2-Point Hip Belt, Dual pull, Side release button, Cinch mount size M (padded length 460mm) <b>NEW!</b>	Not available with Seat width 480mm, 530mm, Hip supports	£69

**REAR VIEW MIRROR (mounted opposite side to controller)**

ARP1415		Rear View Mirror RH	○
ARP1339		Rear View Mirror LH	○

**ACCESSORIES**

**TRAY - mounted opposite side to controller**

ARP1404		Swing Away RH	Not available with 610mm (24") seat width	£154
ARP1405		Swing Away LH	Not available with 610mm (24") seat width	£154
ARP2310		Flip and fold away 1/2 lap LH		£653
ARP2311		Flip and fold away 1/2 lap RH		£653

**TOTAL PRICE**

**TOTAL PRICE**



Please refer to our Invacare Unique special order form, for more complex custom requirements. Available at [www.invacare.co.uk](http://www.invacare.co.uk)

**Special Instructions - Please supply the following information:**

**Name:** \_\_\_\_\_ **Email:** \_\_\_\_\_  
**Phone:** \_\_\_\_\_ **Fax:** \_\_\_\_\_

**Description of special request (please include relevant option code or part number):**