



ProForm NX™

The cushion of choice for wheelchair users with challenging positioning and postural support requirements.

Therapists recommend the ProForm NX cushion for individuals with leg length discrepancies, amputations, and other pelvic obliquities. Therapists value this cost-effective and easy to customize off-the-shelf product.

Users and caregivers value the durability and adjustability of the ProForm NX cushion.

SEATING SYSTEMS



ProForm NX™

A modifiable contoured base, superior pressure distribution, asymmetric positioning options, comfort, and simplicity make the ProForm NX cushion an ideal off-the-shelf solution when a customizable wheelchair cushion is needed.

1. Contoured Base

Closed-cell foam base will not absorb fluid and is resistant to bacteria. The base can be cut with a knife or blade to accommodate drop-base seats, leg-length discrepancies, and "hot spots." Laterals and a deep ischial pan provide maximum immersion and pressure distribution. Molded thigh troughs improve lower-extremity positioning. Flex Hinge lets the base flex when a Modifiable Wedge is placed underneath it.

2. Air-Foam Floatation Cushion

Designed for pelvic obliquities and other asymmetrical conditions, exclusive Air-Foam Floatation cushion contains two self-inflating, independently-adjustable chambers (patent pending). Adjustments are made using two-way air valves that release air to immerse the user in the foam. The foam contours to the user and the user's weight is distributed over the surface of the cushion. ProForm NX cushion is also available in a single chamber configuration.

3. Modifiable Thigh Cushion

Closed-cell foam Thigh Cushion contours over the medial thigh separator and anterior laterals for added comfort and stability. Modifiable Thigh Cushion is easy to modify with blade or knife to match changes made to the Contoured Base. Non-absorbent and washable.



4. Cover

ProForm NX cushion is available with a mesh or incontinence cover with breathable four-way-stretch material. Reticulated foam inside promotes air exchange and improves pressure distribution. The underside is a rugged nonslip material with hook and loop for added security. ProForm NX cover meets ISO 7176-16 ignition resistance standards for upholstered wheelchair components. Machine washable.

5. Modifiable Wedge

A modifiable closed-cell foam wedge is standard with each ProForm NX cushion. The Modifiable Wedge increases the weight-bearing load on the back of the thighs and decreases the load on the buttocks, without changing the seat-to-back angle. The 2 inch (5 cm) tapered wedge trims easily for custom fitting.



4000 1st Avenue South
Seattle, WA 98134
Phone: (800) 827-4548
Fax: (206) 343-5795
www.varilite.com

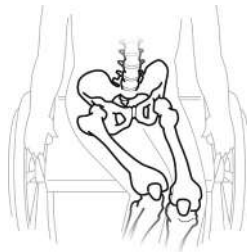
Authorized EU Representative:
Cascade Designs, Limited
Dwyer Road, Middleton, Co. Cork
Republic of Ireland



ProForm NX™

Modification Guidelines for Professionals in Seating and Positioning

Designed for people requiring greater positioning support and/or cushion modifications. Examples of common modifications:



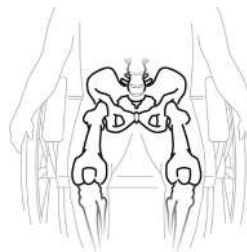
Wind Swept Deformity

- Cut the Contoured Base to accommodate the pelvic rotation.
- Cut down the existing medial thigh separator.
- Create a new medial thigh separator using Cheat Sheets™ accessory pads.
- Cut Modifiable Thigh Cushion and Modifiable Wedge as needed to conform to the Contoured Base.
- Cinch cover.



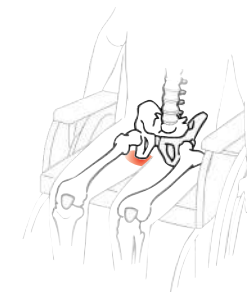
Cerebral Vascular Accident (CVA) Above Knee Amputation (AKA) Limited Hip Flexion

- Cut Contoured Base and Modifiable Thigh Cushion up the middle to ischial bar.
- For CVA and AKA, cut the Modifiable Wedge and place only under the affected leg. For Limited Hip Flexion, place Modifiable Wedge only under the unaffected leg.



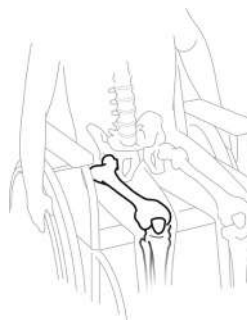
Symmetrical Posture Requiring Additional Support

- Modify the Contoured Base with Cheat Sheets™ accessory pads to build up the medial thigh separator and/or laterals.



Existing Reddened Skin

- Identify location of bony prominence relative to the base, ideally with a pressure mapping system.
- Cut holes or recessed areas in the Contoured Base to provide additional pressure relief.



Upper Leg Length Discrepancy

- Cut along the Modification Guides on the Contoured Base to accommodate shorter femur.
- Cut the Modifiable Thigh Cushion and Modifiable Wedge to conform to the Contoured Base.
- Cinch cover. (see steps 4-6)



Why select the ProForm NX cushion?


Seating specialists choose the ProForm NX cushion because it can be modified in an additive or subtractive manner. For example, it can provide additional medial or lateral thigh support by building up areas of the Contoured Base with VARILITE Cheat Sheets™ accessory pads. The ProForm NX cushion also can be modified by cutting the Contoured Base, Modifiable Thigh Cushion, and Modifiable Wedge to address a leg length discrepancy.



The ProForm NX cushion is the customizable, out-of-the-box, seating solution.

Modifying Components

1. Modify Contoured Base with a blade or electric knife.
2. Cut Modifiable Wedge with a blade or electric knife.
3. Cut Modifiable Thigh Cushion with a blade or electric knife. Use scored lines on bottom for dimensional reference.



Use care when cutting with a blade or knife.

Cinching the Cover

4. Fold provided hook material in half so that you have hook on both sides.
5. Place hook material on loop at front, bottom edge of cushion on side of modification.
6. Pull firmly on cover and fold it back on itself and attach hook to appropriate loop.

The ProForm NX cushion is available with the following options:

- | | |
|------------------------------|--------------------------------|
| Cover: | Mesh or Incontinence |
| Air-Foam Floatation Cushion: | Single-Chamber or Dual-Chamber |

See price list for size availability
HCPCS Code E2624/E2625

