

E-MOTION[®]M25



Invacare Ltd
 Unit 4 Pencoed Technology Park
 Pencoed, Bridgend
 CF35 5AQ
 T: 01656 776222 F: 01656 776220
 E: ordersuk@invacare.com
 www.invacare.co.uk

Please fill in all specifications with each order.


Account code

Customer order number

Company name

Address






e-motion M25	£5063
Included as standard:	22"
• 2 e-motion drive wheels	Total diameter 550mm
• Speed: 6km/h	24"
• Weight: Only 7.8 kg per wheel	Total diameter 600mm
• Brushed stainless steel push rims	25" *
• Charger	
• Lithium-ion batteries in the Wheel hubs	
• Pneumatic tyres with puncture protection	
Ergonomic Control System (ECS)	1592486 £382
• Switches e-motion on and off	
• Two remote assistance levels	
• Roll back delay	
• Battery monitor	
• Self diagnosis	
Anti-tippers with jack-up function (pair) NB Always use anti-tippers (Alber or existing)	1489214 £263



Mobility Plus Package
 Download from App Store or Playstore as an In-App purchase

- Remote control
- Increase speed to 8.5km/h
- Cruise control function,
- EasyNavi wheelchair-friendly navigation
- ECS functions
- Push counter - evaluates your driving behaviour during journeys

Wheelchair details

Wheelchair manufacturer (e.g.

Serial no

Year

Model (e.g. Compact)

Seat width



cm

Seat height (e.g.



cm

Armrest & Brake type

Degree of wheel

(Drum brakes must be removed)

* Total diameter with Right Run 625mm, 615mm with Marathon Plus

Subject to Invacare's standard Terms and Conditions. Invacare reserve the right to alter product specification without prior notice.

Brackets required for installation onto wheelchair

1467178 **STD**
 Omit brackets **-£67**

Fitting on wheelchair at Invacare factory & delivery* **£70**

Wheelchair order number

Collection & fitting to third party wheelchair & delivery** **£70 + £90**

Fitting by trained dealer** **£0**

**Only when ordered with an Invacare wheelchair.
 **Mounting kits can only be sent to selected trained dealers.*

Other

Equipped with vehicle retention system

Rear wheel extension available

Available wheel position:



1=rear
 2=centre
 3=front

E-MOTION[®]M25**Accessories****Push rims**

Stainless steel (standard)	1592526	£0
22" or 24" push rim cover, Tetra (pair)	1592527	£124
CarboLife Curve L Black Powder coated	1592528	£270
CarboLife Quadro Tetra-Gripp coated	1592520	£327

**Tyres (pairs)**


Schwalbe Rightrun (Standard) Black	1592530	£0
Schwalbe Marathon Plus Evolution with SmartGuard puncture protection, Black	1565894	£34
Pro Speed puncture-proof solid PU 1" Black (+ 300g per wheel, not available on 22" or 26")	1592532	£91
Puncture proof with inlay 1 3/8" (+ 500g per wheel, not available on 26")	1592533	£91


Push rim covers (retrofit)

Push rim cover 22"	1592425	£134
Push rim cover 24"	1592421	£134
Push rim cover 26"	1592426	£134

Spoke Covers (pairs)

22" spoke cover Design 'Comic'	1592266	£134
24" spoke cover Design 'Sphere'	1592268	£139
26" spoke cover, Design 'Sphere'	1592269	£144
24" spoke cover, Plain	1592553	£139

**Extra options**

Bracket for remote control		1592232	£139
LH RH			
Brake extension*		1467780	£28
Transport axle		1591362	£64
Ergonomic stubaxle		1591500	£122



Do you want to use both your standard and e-motion wheels in the future? If so, please order the retrofit stub axle.

Manual wheel axle retrofit for e-motion * / **

Retrofit, stub axle to 1/2" diameter **£96**

*If the manual wheels are used in combination with e-motion, these must be fitted with 1/2" stub axles, without drum brakes and 1" wide tyres.

**If drum brakes are installed, these must be removed as they are not compatible with e-motion. Standard lever brakes are used instead.

*maybe required depending on wheelchair type

Comments (mounting etc.)