

Aquatec® | Shower stools, shower chairs



3 year warranty

Aquatec Dot

- Round shape, fits into most showers
- Easily disassembled: ideal for travelling
- Textured seat surface for a safe seat
- Rubber feet provide a secure stand

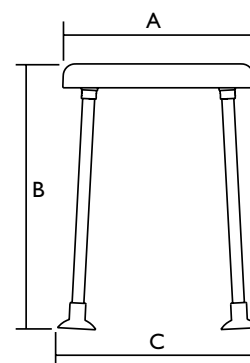


Aquatec Disk on Dot

- Within seconds, the **Disk**, the shower stool **Dot** and an adapter are combined to create a shower stool with swivel seat
- High load capacity: 125 kg (20 stone)

Technical data

Order numbers	Aquatec Dot	Aquatec Disk on Dot Seat height 550 mm	Aquatec Disk on Dot Seat height 500 mm
Shower stool round, seat height 500 mm	10200-32		
Shower stool round, seat height 550 mm	10201-32		
Blue Disk + Dot + Adapter		9.01.002	9.00.002
Grey Disk + Dot + Adapter		9.01.008	9.00.008
Dimensions			
Seat width	400 mm (A)	400 mm (A)	400 mm (A)
Seat depth	400 mm (A)	400 mm (A)	400 mm (A)
Seat height	500 / 550 mm (B)	575 mm (B)	525 mm (B)
Total width	460 mm (C)	460 mm (C)	460 mm (C)
Total depth	460 mm (C)	460 mm (C)	460 mm (C)
Total height	500 / 550 mm (B)	575 mm (B)	525 mm (B)
More info			
Weight	2.5 kg	4.1 kg	4.1 kg
Load capacity	125 kg (19.5 stone)	125 kg (19.5 stone)	125 kg (19.5 stone)
Colour	White	Blue, grey	Blue, grey
Warranty	3 years	3 years	3 years
Accessories			
Disk , blue	4.02.002	-	-
Disk , grey	4.02.008	-	-
Adapter for Disk on Dot	15326AQT	-	-



AQUATEC®



Yes, you can.®



Invacare® I-Fit 9780E

- Height Adjustable from 380 mm to 550 mm
- Large ergonomic shaped seat for comfort
- Easy to clean
- Light weight and easy to transport
- Stylish modular design
- Hygiene recess



**Substantial weight limit
180kg (28 stone)**

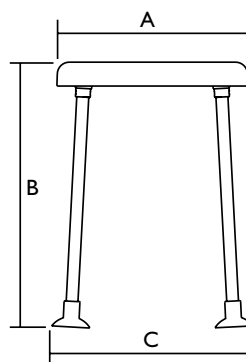
Invacare I-Fit 9781E

- Height Adjustable from 380 mm to 550 mm
- Removable backrest
- Ergonomic shaped seat with backrest for extra comfort
- Easy to clean
- Light weight and easy to transport

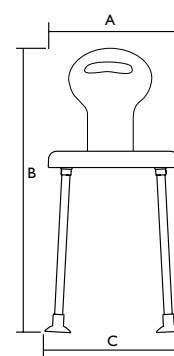
Technical data

Order numbers	Invacare I-Fit	Invacare I-Fit
Shower stool	9780E	
Shower chair		9781E
Dimensions		
Seat width	340 mm	340 mm
Seat depth	370 mm	370 mm
Seat height	380-550 mm	380-550 mm
Total width	500 mm	500 mm
Total depth	430 mm	430 mm
Total height	380-550 mm	760-930 mm
More info		
Weight	3,7 kg	4,5 kg
Load capacity	180 kg (28 stone)	180 kg (28 stone)
Colour	white	white
Warranty	2 years	2 years

Invacare I-Fit 9780E



Invacare I-Fit 9781E





Invacare® **Alize**

- Stable shower stool
- Large ergonomic seat with hygiene recess
- Height adjustable corrosion protected legs



Invacare **Alize (with arms)**

- Stable shower stool
- Large ergonomic seat surface with hygiene recess makes personal hygiene easier
- Fixed armrests
- Height-adjustable, corrosion-protected legs



Invacare **Alize shower seat**

- Ergonomic seat surface with hygiene recess
- Height-adjustable, corrosion-protected legs
- Height adjustable 500 - 560 mm



3 year warranty

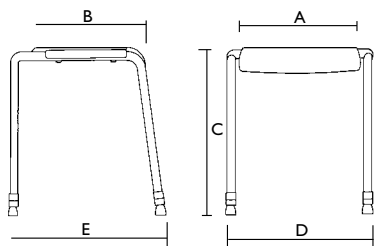
Aquatec **Galaxy**

- Folding, height-adjustable shower chair, perfect for travelling and compact for storage
- Ergonomic seat surface, can be supplied with or without hygiene recess
- Soft backrest for additional support

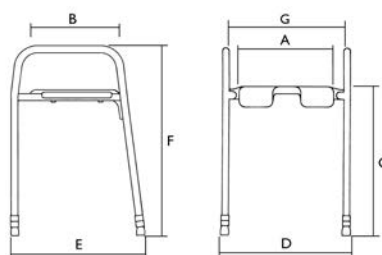
Technical data

Order numbers	Invacare Alize stool	Invacare® Alize stool c/w arms	Invacare Alize chair	Aquatec Galaxy
Shower stool with hygiene recess	H2120/1	H2240/1		
Shower stool with armrests and hygiene recess		H2240/1		
Shower chair with backrest and armrests, with hygiene recess			H2480/1	1470805
Dimensions				
Seat width	410 mm (A)	410 mm (A)	410 mm (A)	400 mm (A)
Seat depth	400 mm (B)	400 mm (B)	400 mm (B)	345 mm (B)
Seat height	470 - 550 mm (C)	470 - 550 mm (C)	500 - 560 mm (C)	470 - 620 mm (C)
Total width	590 mm (D)	590 mm (D)	590 mm (D)	580 mm (D)
Total depth	480 mm (E)	480 mm (E)	480 mm (E)	460 mm (E)
Total height	550 mm (C)	550 mm (F)	940 mm (F)	840 - 990 mm (F)
Graduation, height adjustment				
Height to armrests				630 - 780 mm (G)
Width between the armrests		450 mm (G)	450 mm (G)	510 mm (H)
Width, hygiene recess	140 mm	140 mm	140 mm	130 mm
Depth, hygiene recess	170 mm	170 mm	170 mm	140 mm
More info				
Weight	4.5kg	5.7 kg	7.5kg	7.5 kg
Load capacity	120kg (19 stone)	120 kg (19 stone)	120kg (19 stone)	100 kg (16 stone)
Colour	White	White	White	White
Warranty	2 years	2 years	2 years	3 years

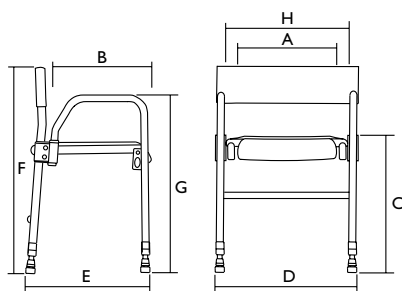
Invacare **Alize**



Invacare **Alize with arms**



Invacare **Alize shower seat** / Aquatec **Galaxy**





Aquatec **Pico**

- Modular shower chair system
- Four configurations
- Textured seat surface for safe sitting
- Large hygiene recess, either at the front or back, due to two mounting options for the backrest
- Height-adjustable legs
- Rubber feet provide a secure stand
- Simple and easy assembly, no tools required
- Load capacity of up to 160 kg (25 stone)

Options and features



Pico



Pico with armrests



Pico with backrest

3 year warranty

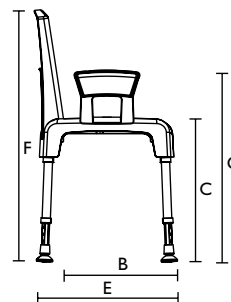

Technical data

Order numbers	Aquatec Pico
Shower stool	9.20.001
Shower stool with armrests	9.21.001
Shower chair with backrest	9.23.001
Shower chair complete	9.22.001
Backrest	16469
Armrests (pair)	16468

Dimensions	
Seat width	430 mm (A)
Seat depth	420 mm (B)
Seat height	425 - 575 mm (C)
Total width	575 mm (D)
Total depth	520 mm (E)
Total height	825 - 975 mm (F)
Height to armrests	605 - 755 mm (G)
Width between the armrests	430 mm (H)
Width, hygiene recess	180 mm
Depth, hygiene recess	145 mm
Graduation, height adjustment	25 mm

More info	
Weight, shower stool	3,2 kg
Weight, shower stool with armrests	4,1 kg
Weight, shower chair with backrest	4,0 kg
Weight, shower chair complete	4,8 kg
Load capacity	160 kg! (25 stone)
Colour	White
Warranty	3 years

Aquatec **Pico**





Aquatec **Pico 3 in 1**

- Stationary, height adjustable multifunctional shower chair
- Versatile: shower chair, commode or commode support frame
- Easy handling: toilet pan can be removed from all four sides
- Absolutely corrosion-free
- Armrests, backrest, toilet pan and toilet pan holder are included
- Seat height adjustable in 6 steps from 425 – 575 mm
- Very high ILoad capacity of 160 kg (25 stone)

Options and features



Pico 3 in 1 with one armrest



Pico 3 in 1 as commode support frame

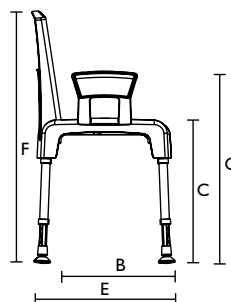

Technical data

Order numbers	Aquatec Pico 3 in 1
Shower chair complete	1525887
Universal soft seat	1526032

Dimensions	
Seat width	430 mm (A)
Seat depth	420 mm (B)
Seat height	425 - 575 mm (C)
Total width	575 mm (D)
Total depth	520 mm (E)
Total height	825 - 975 mm (F)
Height to armrests	605 - 755 mm (G)
Width between the armrests	430 mm (H)
Graduation, height adjustment	25 mm
Height, ground to lower seat edge:	
with holder for toilet pan	340 - 490 mm
without holder for toilet pan	375 - 525 mm
Width, cut out in seat plate	215 mm
Depth, cut out in seat plate	250 mm
Graduation, height adjustment	25 mm

More info	
Weight, shower chair complete	4,8 kg
Load capacity	160 kg! (25 stone)
Colour	White
Warranty	3 years

Aquatec **Pico 3 in 1**



Pico 3 in 1 with universal soft seat