

# Invacare® | *Etude® Plus Range*

NEW

Shear  
Management  
Technology

5 year warranty

Complies with  
IEC 60601-2-52

## ***Etude Plus Range* - Leading the way with comfort, ease of use and durability for the community**

The ***Etude Plus*** care bed, with its attractive aesthetics, flexible design and easy handling is ideal for community care.

All the hallmarks and proven features of the popular ***Etude Basic***, such as sturdiness, ease of handling and durability, are very much present in this new community bed.

The ***Etude Plus*** is available with the option of innovative '**Shear Management Technology**' which helps to reduce shear and friction forces. The backrest auto-regression mechanism swings up and back as the bed profiles, reducing the propensity for the client to slide down the bed. This reduction in shear and friction forces may help in the prevention of skin damage and associated pressure ulcer formation.



**Yes, you can.®**



### Modern and Flexible

The streamlined, discreet design perfectly complements any interior. The bed can be configured with steel or wood side rails with the option of having an extra wood plate to cover the bed end actuator if required. A lockable hand control is also available for increased safety. The standard, built-in double-brackets are designed to suit any client's transfer needs by offering different positions (entrance height of 400 mm or a lower alternative of 330 mm.)

### Easy handling & storage

Portability and storage are key benefits of the **Etude Plus**. Its simplistic design allows easy assembly and dismantling without tools, and the process can be safely and comfortably managed by one person (each section weighs less than 25 kg). The bed ends can be easily attached to the transport unit making the **Etude Plus** lightweight and manoeuvrable for handling and storage.

### Highest possible safety levels

The **Etude Plus Range** conforms to IEC60601-2-52, the new standard for beds. This equates to the highest degree of safety for both client and carer. The **Etude Plus** is compatible with three different ranges of side rail which all

meet the demands for increased strength required in the new safety standards for beds.

For more information on what the new IEC standards mean for you, please call 01656 776236.

### Features and Options



#### Built-In dual height brackets

Easy and quick attachment of mattress support to bedends offering two different height levels.



#### Shear Management Technology

Improved comfort when seated, reduced shear/friction.



#### Hand Control

Slim, ergonomic hand control. Choose with or without lockable functions (lockable handset available as an option).



#### Transport and Storage

Easy to store and to transport when placed on the transport kit.

## Options



### **Etude Plus Low**

The extra low height levels are an integral benefit of the **Etude Plus Low**, increasing safety and reducing the risk of harm for people who are prone to falling out of bed. The low level also makes it easier for patients to transfer in and out of bed.

The **Etude Plus Low** offers a range of adjustable bed heights, including 20-60 cm and 27-67 cm.



### **Etude Plus – Attractive and homely**

With optional wooden plates on both ends of the bed end and full-length wooden side rail, the **Etude Plus** fits perfectly into any home or residential care environment.

The **Etude Plus** is height adjustable from 33-73 cm or 40-80 cm.




### **Support Handle**

A range of support handles are available to provide a stability for transferring in and out of bed.



### **Britt V**

Full-length side rails in beech. Compliant with IEC 60601-2-52.



### **Line/Line Extended Length**

Full-length aluminium side rails. Compliant with IEC 60601-2-52.



### **Height Extender**

Height of full-length side rails can be increased by 150 mm.



### **Lifting Pole**

Catching handle can be adjusted in both height and depth.



### **Transport Kit**

For easy storage and enhanced portability.



### **Mattress Support Extension**

For the ultimate in customisation and personal comfort, choose between an extension of 100 or 200 mm.

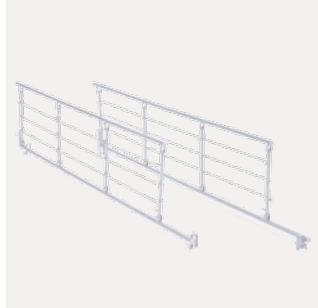


### **Cover for wooden side rail**


Padded cover for wooden side rails. Cover remains in place when side rail is lowered. Available in standard, padded and net.




## Options



Invacare **Scala Basic 2**  
Foldable steel side rail 42.7cm height.



Invacare **Scala Medium 2**  
Foldable steel side rail 48.3cm height for deeper mattresses.



Invacare **Scala Decubi 2**  
Foldable steel side rail 56.2cm height for deep mattresses such as Dynamic systems.

## Technical data

<b>Etude Plus</b>	Width outside: 1020 mm Width inside: 900 mm	Length outside: 2190 mm Length inside: 2070 mm Mattress: 2000 mm	Height adjustable: 330-730 or 400-800 mm	Mattress support dimensions: 850-240-350-560 mm	0 - 70° Backrest angle	0 - 18° Thigh angle
<b>Etude Plus Low</b>	Width outside: 1020 mm Width inside: 900 mm	Length outside: 2190 mm Length inside: 2070 mm Mattress: 2000 mm	Height adjustable: 200-600 or 270-670 mm	Mattress support dimensions: 850-240-350-560 mm	0 - 70° Backrest angle	0 - 18° Thigh angle

<b>Etude Plus</b>	0 - 25° Legrest lift	11° Tilt option*	75,4 kg	SWL 200kg/ 31.5 stone Max user weight 165kg/ 26 stone	Heaviest part of the product: Head section 24,6 kg
<b>Etude Plus Low</b>	0 - 25° Legrest lift	11° Tilt option*	75,4 kg	SWL 200kg/ 31.5 stone Max user weight 165kg/ 26 stone	Heaviest part of the product: Head section 24,6 kg

\* Please note that the tilt function is only suitable for users under medical supervision.

**NB/** The bed must not be used by patients under 12 years of age, or by patients with body size equivalent to an average 12 year old or smaller.

## Frame colour and wood work



Aluminium Grey



Beech

## Warranty

5 years frame  
5 years actuators

Invacare Limited  
Pencoed Technology Park - Pencoed -  
Bridgend CF35 5AQ - United Kingdom  
Tel: +44 1 656 776 222  
Fax: +44 1656 776 220  
E-mail: [uk@invacare.com](mailto:uk@invacare.com)  
Sales Order E-mail:  
[ordersuk@invacare.com](mailto:ordersuk@invacare.com)  
[www.invacare.co.uk](http://www.invacare.co.uk)

Invacare Ireland Ltd  
Unit 5 - Seatown Business Campus  
Seatown Road - SWORDS - County  
Dublin - Ireland  
Tel. +353 1 8107084  
Fax +353 1 8107085  
Email: [Ireland@invacare.com](mailto:Ireland@invacare.com)  
[www.invacare.ie](http://www.invacare.ie)

© 2013 Invacare International Sàrl  
All rights reserved.

All information quoted is believed to be correct at time of print.  
Invacare reserves the right to alter product specifications without prior consultation.

Etude Plus - UK - 02/2013  
1543468