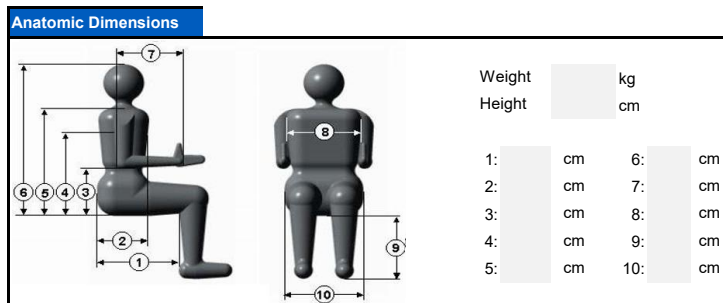


Dealer Information	
Customer Name	
Contact	
Address	
Postcode	
E-mail	

Client Information	
Name	
Address	
Postcode	
Telephone	
E-mail	



Standaard Basiskeuze Keuzeoptie Excl BTW Incl BTW

Chassis

108992-99-0	* F5 CORPUS	11,350.00	
109388-99-0	* PROTECTION PLAN F/M3	1,500.00	

Language User Manuals

ENGLISH

Accent Colour

CHASSIS		WHEEL RIMS (NO UPCHARGE)			
<input type="checkbox"/> AQUA		<input type="checkbox"/> AQUA	0.00	<p>Colour options</p>	
<input type="checkbox"/> SKY		<input type="checkbox"/> SKY	0.00		
<input type="checkbox"/> VIOLET		<input type="checkbox"/> VIOLET	0.00		
<input type="checkbox"/> FLAMINGO		<input type="checkbox"/> FLAMINGO	0.00		
<input type="checkbox"/> CHILI		<input type="checkbox"/> CHILI	0.00		
<input type="checkbox"/> CANARY		<input type="checkbox"/> CANARY	0.00		
<input type="checkbox"/> SPRING		<input type="checkbox"/> SPRING	0.00		
<input type="checkbox"/> ARCTIC		<input type="checkbox"/> ARCTIC	0.00		
<input type="checkbox"/> SUNSET		<input type="checkbox"/> SUNSET	0.00		
<input type="checkbox"/> MIDNIGHT BLACK		<input type="checkbox"/> MIDNIGHT BLACK	0.00		
<input type="checkbox"/> GOLD		<input type="checkbox"/> GOLD	155.00		
<input type="checkbox"/> BRONZE		<input type="checkbox"/> BRONZE	155.00		
<input type="checkbox"/> PLATINUM		<input type="checkbox"/> PLATINUM	155.00		

Drive wheels

108411-99-0	<input type="checkbox"/> AIR FILLED TYRES BLACK 3" x 8"	0.00		<p>108411 108414 08412</p>
108414-99-0	<input type="checkbox"/> SOLID TYRES BLACK 3" x 8"	0.00		
108412-99-0	<input type="checkbox"/> AIR FILLED SNOW & MUD TYRES BLACK 3" x 8"	0.00		

Caster wheels

108408-99-0	<input type="checkbox"/> WHEELS 210 X 65 BLACK	0.00	
108409-99-0	<input type="checkbox"/> WHEELS 210 X 65 SOLID BLACK	0.00	

Mud guards rear

108445-99-0	<input type="checkbox"/> MUDGUARD KIT	98.00	
-------------	---------------------------------------	-------	--


Batteries

108999-99-0	* BATTERIES 65AH	0.00	
109166-99-0	* BATTERIES 85AH	0.00	

Light kit

109379-99-0	* LIGHT KIT LED DRL M3 M5 P OWER PLATFORM	471.00	
-------------	---	--------	--

Accessories chassis			
109169-99-0	<input type="checkbox"/>	LUGGAGE BOX INLC. LIGHTS	568.00
109170-99-0	<input type="checkbox"/>	LUGGAGE BOX INLC. REFLECT ORS	339.00
110728-99-0	<input type="checkbox"/>	TRANSPORTATION TRAY SMALL	752.00
110729-99-0	<input type="checkbox"/>	TRANSPORTATION TRAY MEDIU m	752.00
110730-99-0	<input type="checkbox"/>	TRANSPORTATION TRAY LARGE	752.00
108254-99-0	<input type="checkbox"/>	PREPARED FOR DAHL CARLOCK	181.00
109019-99-0	<input type="checkbox"/>	MOUNTDAHL LOCKING PLATE	603.00
110285-99-0	<input type="checkbox"/>	REMOTE STOP 433MHZ (EU)	654.00



Seat assembly			
107097-99-0	<input checked="" type="checkbox"/>	POWERED ADJ.SEAT TILT 50°	0.00
107098-99-0	<input type="checkbox"/>	POWERED SEAT LIFT	1020.00
107096-99-0	<input checked="" type="checkbox"/>	POWERED ADJ.SEAT TILT 50°	0.00
107095-99-0	<input type="checkbox"/>	POWERED ADJ.SEAT TILT 50°	2121.00
107093-99-0	<input checked="" type="checkbox"/>	RUNNING TIME METER	0.00
107099-99-0	<input type="checkbox"/>	POWERED SEAT LIFT	0.00
107090-99-0	<input type="checkbox"/>	RUNNING TIME METER	0.00
107091-99-0	<input type="checkbox"/>	RUNNING TIME METER	0.00
107627-99-0	<input type="checkbox"/>	ARMREST PAD GEL 460MM RIGHT	0.00



Seat sizes					
SEAT PAN	DEPTH (mm)	WIDTH (mm)			
		420	470	520	570
370 - 420 mm	370	<input type="checkbox"/>	<input type="checkbox"/>	<input type="checkbox"/>	<input type="checkbox"/>
	395	<input type="checkbox"/>	<input type="checkbox"/>	<input type="checkbox"/>	<input type="checkbox"/>
	420	<input type="checkbox"/>	<input type="checkbox"/>	<input type="checkbox"/>	<input type="checkbox"/>
445 - 495 mm	445	<input type="checkbox"/>	<input type="checkbox"/>	<input type="checkbox"/>	<input type="checkbox"/>
	470	<input type="checkbox"/>	<input type="checkbox"/>	<input type="checkbox"/>	<input type="checkbox"/>
	495	<input type="checkbox"/>	<input type="checkbox"/>	<input type="checkbox"/>	<input type="checkbox"/>
520 - 570 mm	520	<input type="checkbox"/>	<input type="checkbox"/>	<input type="checkbox"/>	<input type="checkbox"/>
	545	<input type="checkbox"/>	<input type="checkbox"/>	<input type="checkbox"/>	<input type="checkbox"/>
	570	<input type="checkbox"/>	<input type="checkbox"/>	<input type="checkbox"/>	<input type="checkbox"/>




SEAT CUSHIONS			
10868X-99-0	<input checked="" type="checkbox"/>	SEAT CUSHION VINYL	0.00
10868X-99-0	<input type="checkbox"/>	SEAT CUSHION STRETCH AIR	0.00
1074XX-99-0	<input type="checkbox"/>	SEAT CUSHION ERGO COMFORT (ROHO INSERT)	631.00
105118-99-0	<input type="checkbox"/>	WITHOUT SEAT CUSHION	-110.00
105219-99-0	<input checked="" type="checkbox"/>	ERGO THIGH SUPPORTS	0.00

EXTRA INCONTINENCE COVER			
<input type="checkbox"/>		INCONTINENCE COVER	152.00


ROHO® CUSHION OPTIONS inc COVER				(ROHO part code)
QSxxC	<input type="checkbox"/>	QUADTRO SELECT® - HIGH PROFILE®	708.00	
QSxxLPC	<input type="checkbox"/>	QUADTRO SELECT® - HIGH PROFILE®	708.00	
CSxxC	<input type="checkbox"/>	QUADTRO SELECT® - HIGH PROFILE®	730.00	
HSxxC	<input type="checkbox"/>	QUADTRO SELECT® - HIGH PROFILE®	912.00	
2RHExxC	<input type="checkbox"/>	QUADTRO SELECT® - HIGH PROFILE®	606.00	
1RHExxC	<input type="checkbox"/>	QUADTRO SELECT® - HIGH PROFILE®	606.00	
1RxxC	<input type="checkbox"/>	QUADTRO SELECT® - HIGH PROFILE®	703.00	
1RxxLPC	<input type="checkbox"/>	QUADTRO SELECT® - HIGH PROFILE®	703.00	

Corpus Backrest			
10XXXX-99-0	<input type="checkbox"/>	BACKREST CUSHION VINYL	0.00
10XXXX-99-0	<input type="checkbox"/>	BACKREST CUSHION STRETCH AIR	0.00
105117-99-0	<input type="checkbox"/>	WITHOUT BACKREST CUSHION	-110.00


Backrest sizes				
HEIGHT (mm)	WIDTH (mm)			
	360	410	460	510
470	<input type="checkbox"/>	<input type="checkbox"/>	<input type="checkbox"/>	<input type="checkbox"/>
545	<input type="checkbox"/>	<input type="checkbox"/>	<input type="checkbox"/>	<input type="checkbox"/>
570	<input type="checkbox"/>	<input type="checkbox"/>	<input type="checkbox"/>	<input type="checkbox"/>
595	<input type="checkbox"/>	<input type="checkbox"/>	<input type="checkbox"/>	<input type="checkbox"/>
620	<input type="checkbox"/>	<input type="checkbox"/>	<input type="checkbox"/>	<input type="checkbox"/>
645	<input type="checkbox"/>	<input type="checkbox"/>	<input type="checkbox"/>	<input type="checkbox"/>
670	<input type="checkbox"/>	<input type="checkbox"/>	<input type="checkbox"/>	<input type="checkbox"/>




Short



Standard



Adjustable Height




Fixed Width

Corpus Back Cushion			
10XXXX-99-0	<input type="checkbox"/>	BACKREST CUSHION VINYL	0.00
10XXXX-99-0	<input type="checkbox"/>	BACKREST CUSHION STRETCH AIR	0.00
105117-99-0	<input type="checkbox"/>	WITHOUT BACKREST CUSHION	-110.00
105569-99-0	<input type="checkbox"/>	ERGO SUPPORTS SMALL (5CM DEEP)	0.00
105570-99-0	<input type="checkbox"/>	ERGO SUPPORTS LARGE (7CM DEEP)	0.00



5 cm:
7 cm:

Frame adapters			
107261-99-0	<input type="checkbox"/>	DIRECT BACKREST ADAPTER	471.00
107265-99-0	<input type="checkbox"/>	TUBELAR BACKREST ADAPTER	517.00




107265-99-0 107261-99-0


Comfort Unite 1 (6 cm laterale contour)			
<input type="checkbox"/>	UNITE 1 - DIRECT MOUNT DIAMOND SPACER	725.00	
<input type="checkbox"/>	UNITE 1 - POWER MOUNT DIAMOND SPACER	825.00	

(H) Height	(W) WIDTH			
	36 cm	41 cm	46 cm	51 cm
41 cm	<input type="checkbox"/>	<input type="checkbox"/>	<input type="checkbox"/>	<input type="checkbox"/>
46 cm	<input type="checkbox"/>	<input type="checkbox"/>	<input type="checkbox"/>	<input type="checkbox"/>
51 cm	<input type="checkbox"/>	<input type="checkbox"/>	<input type="checkbox"/>	<input type="checkbox"/>


(H) Height	Mounting height (cm)						
	52	54.5	57	59.5	62	64.5	67
41 cm	<input type="checkbox"/>	<input type="checkbox"/>	<input type="checkbox"/>	<input type="checkbox"/>	<input type="checkbox"/>	<input type="checkbox"/>	<input type="checkbox"/>
46 cm	<input type="checkbox"/>	<input type="checkbox"/>	<input type="checkbox"/>	<input type="checkbox"/>	<input type="checkbox"/>	<input type="checkbox"/>	<input type="checkbox"/>
51 cm	<input type="checkbox"/>	<input type="checkbox"/>	<input type="checkbox"/>	<input type="checkbox"/>	<input type="checkbox"/>	<input type="checkbox"/>	<input type="checkbox"/>



DIRECT MOUNT




POWER MOUNT




Comfort Unite 2 (10 cm lateral contour)			
<input type="checkbox"/>	UNITE 2 - DIRECT MOUNT DIAMOND SPACER	725.00	
<input type="checkbox"/>	UNITE 2 - POWER MOUNT DIAMOND SPACER	825.00	

(H) Height	(W) WIDTH			
	36 cm	41 cm	46 cm	51 cm
41 cm	<input type="checkbox"/>	<input type="checkbox"/>	<input type="checkbox"/>	<input type="checkbox"/>
46 cm	<input type="checkbox"/>	<input type="checkbox"/>	<input type="checkbox"/>	<input type="checkbox"/>
51 cm	<input type="checkbox"/>	<input type="checkbox"/>	<input type="checkbox"/>	<input type="checkbox"/>


(H) Height	Mounting height (cm)						
	52	54.5	57	59.5	62	64.5	67
41 cm	<input type="checkbox"/>	<input type="checkbox"/>	<input type="checkbox"/>	<input type="checkbox"/>	<input type="checkbox"/>	<input type="checkbox"/>	<input type="checkbox"/>
46 cm	<input type="checkbox"/>	<input type="checkbox"/>	<input type="checkbox"/>	<input type="checkbox"/>	<input type="checkbox"/>	<input type="checkbox"/>	<input type="checkbox"/>
51 cm	<input type="checkbox"/>	<input type="checkbox"/>	<input type="checkbox"/>	<input type="checkbox"/>	<input type="checkbox"/>	<input type="checkbox"/>	<input type="checkbox"/>



DIRECT MOUNT




POWER MOUNT



Comfort Unite 3 (16 cm lateral contour)

<input type="checkbox"/>	COMFORT UNITE 3, DIAMOND SPACER HOLES, INCL DIRECT MOUNT	840.00	
<input type="checkbox"/>	COMFORT UNITE 3, DIAMOND SPACER FABRIC, INCL POWER MOUNT	940.00	
<input type="checkbox"/>	COMFORT UNITE 3, DIAMOND SPACER FABRIC, ROHO INSERT , INCL DIRECT MOUNT	935.00	
<input type="checkbox"/>	COMFORT UNITE 3, DIAMOND SPACER FABRIC, ROHO INSERT , INCL POWER MOUNT	1035.00	



(H) Height	(W) WIDTH			
	36 cm	41 cm	46 cm	51 cm
41 cm	<input type="checkbox"/>	<input type="checkbox"/>	<input type="checkbox"/>	<input type="checkbox"/>
46 cm	<input type="checkbox"/>	<input type="checkbox"/>	<input type="checkbox"/>	<input type="checkbox"/>
51 cm	<input type="checkbox"/>	<input type="checkbox"/>	<input type="checkbox"/>	<input type="checkbox"/>

(H) Height	Mounting height (cm)						
	52	54.5	57	59.5	62	64.5	67
41 cm	<input type="checkbox"/>	<input type="checkbox"/>	<input type="checkbox"/>	<input type="checkbox"/>			
46 cm	<input type="checkbox"/>	<input type="checkbox"/>	<input type="checkbox"/>	<input type="checkbox"/>	<input type="checkbox"/>	<input type="checkbox"/>	
51 cm			<input type="checkbox"/>	<input type="checkbox"/>	<input type="checkbox"/>	<input type="checkbox"/>	<input type="checkbox"/>



Comfort Relief

<input type="checkbox"/>	COMFORT RELIEF, DIAMOND SPACER HOLES, INCL POWER MOUNT	1035.00	
--------------------------	---	---------	--

(H) Height	(W) WIDTH			
	36 cm	41 cm	46 cm	51 cm
41 cm	<input type="checkbox"/>	<input type="checkbox"/>	<input type="checkbox"/>	<input type="checkbox"/>
46 cm	<input type="checkbox"/>	<input type="checkbox"/>	<input type="checkbox"/>	<input type="checkbox"/>
51 cm	<input type="checkbox"/>	<input type="checkbox"/>	<input type="checkbox"/>	<input type="checkbox"/>



Adjustment backrest

107825-99-0	<input type="checkbox"/>	POWERED ADJ. BACKREST 150°	1432.00	
107755-99-0	<input type="checkbox"/>	POWERED ADJ. BACKREST 180°	1432.00	
108195-99-0	<input checked="" type="checkbox"/>	MANUAL CONTROL BACKREST 1 10° EASY FOLD	0.00	
105067-99-0	<input type="checkbox"/>	BACKREST BIO-MECH	505.00	

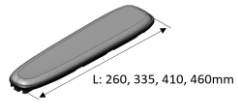
Mounting armrests

107251-99-0	<input type="checkbox"/>	NARROW WIDTH BETWEEN ARMREST	0.00	
107252-99-0	<input type="checkbox"/>	WIDE WIDTH BETWEEN ARMREST	0.00	
105083-99-0	<input type="checkbox"/>	WIDTH BETWEEN ARMREST 380MM	0.00	
105084-99-0	<input type="checkbox"/>	WIDTH BETWEEN ARMREST 430MM	0.00	
105085-99-0	<input type="checkbox"/>	WIDTH BETWEEN ARMREST 480MM	0.00	
105086-99-0	<input type="checkbox"/>	WIDTH BETWEEN ARMREST 530MM	0.00	
105082-99-0	<input type="checkbox"/>	WIDTH BETWEEN ARMREST 580MM	0.00	
106631-99-0	<input type="checkbox"/>	ARMREST HEIGHT FROM SEAT PAN POS 1: 230MM	0.00	
106632-99-0	<input type="checkbox"/>	ARMREST HEIGHT FROM SEAT PAN POS 2: 255MM	0.00	
106633-99-0	<input checked="" type="checkbox"/>	ARMREST HEIGHT FROM SEAT PAN POS 3: 280MM	0.00	
106634-99-0	<input type="checkbox"/>	ARMREST HEIGHT FROM SEAT PAN POS 4: 305MM	0.00	
106635-99-0	<input type="checkbox"/>	ARMREST HEIGHT FROM SEAT PAN POS 5: 330MM	0.00	
105070-99-0	<input checked="" type="checkbox"/>	ARMREST FIXED	0.00	
105072-99-0	<input type="checkbox"/>	ARMREST SWIVEL	195.00	



Armrest Pads





	Left mm				Right mm					
	260	335	410	460	260	335	410	460		
WITHOUT ARMREST	<input type="checkbox"/>								-49	
TEXTILE	<input type="checkbox"/>	<input type="checkbox"/>	<input type="checkbox"/>	<input type="checkbox"/>	<input type="checkbox"/>	<input type="checkbox"/>	<input type="checkbox"/>	<input type="checkbox"/>	0.00	
VINYL	<input type="checkbox"/>	<input type="checkbox"/>	<input type="checkbox"/>	<input type="checkbox"/>	<input type="checkbox"/>	<input type="checkbox"/>	<input type="checkbox"/>	<input type="checkbox"/>	0.00	
GEL	<input type="checkbox"/>	<input type="checkbox"/>	<input type="checkbox"/>	<input type="checkbox"/>	<input type="checkbox"/>	<input type="checkbox"/>	<input type="checkbox"/>	<input type="checkbox"/>	103	EACH



Footplates

111324-99-0	<input type="checkbox"/>	SWINGABLE ELECTRIC LEGRES T WITH CALF SUPPORTS ELEC	1432.00	
108153-99-0	<input type="checkbox"/>	FOOTPLATE SMALL RIGHT/L EFT SWING AWAY	0.00	
108154-99-0	<input type="checkbox"/>	FOOTPLATE MEDIUM RIGHT/LE FT SWING AWAY	0.00	
108155-99-0	<input type="checkbox"/>	FOOTPLATE LARGE RIGHT/LEF T SWINGAWAY	0.00	



Legrest Option				
107757-99-0	<input type="checkbox"/>	POWERED ADJ. LEGREST CORPUS (LA28)	1432.00	
107763-99-0	<input checked="" type="checkbox"/>	POWERED ADJ. LEGREST CORPUS (LA28)	0.00	
105760-99-0	<input type="checkbox"/>	MANUALLY ADJUSTABLE LEGRESTS	0.00	
Legrest				
107012-99-0	<input checked="" type="checkbox"/>	205MM MECHANICAL COMPENSATION	0.00	
107184-99-0	<input type="checkbox"/>	185MM MECHANICAL COMPENSATION	0.00	
107185-99-0	<input type="checkbox"/>	20CM POWERED LEG LENGTH COMPENSATION	618.00	
				
Footplates				
<input checked="" type="checkbox"/>	DUAL FOOTPLATES COMPOSITE 14CM SHORT	0.00		
<input type="checkbox"/>	DUAL FOOTPLATES COMPOSITE 14CM LONG	0.00		
<input checked="" type="checkbox"/>	DUAL FOOTPLATES 16CM SHORT	0.00		
<input type="checkbox"/>	DUAL FOOTPLATES 16CM LONG	0.00		
<input type="checkbox"/>	DUAL FOOTPLATES 20CM SHORT	0.00		
<input type="checkbox"/>	DUAL FOOTPLATES 20CM LONG	0.00		
<input type="checkbox"/>	ONE-PIECE FOOTPLATE 42CM LONG	0.00		
<input type="checkbox"/>	ONE-PIECE FOOTPLATE 42CM SHORT	0.00		
				
Accessories seat				
Headrest				
107710-99-0	<input type="checkbox"/>	HEADREST ORIGINAL 250x125 STD HOLDER, STD BACK	402.00	
107708-99-0	<input type="checkbox"/>	HEADREST ORIGINAL 250x125 LONG HOLDER, STD BACK	402.00	
107714-99-0	<input type="checkbox"/>	HEADREST ORIGINAL 180x110 STD HOLDER, STD BACK	402.00	
107712-99-0	<input type="checkbox"/>	HEADREST ORIGINAL 180x110 LONG HOLDER, STD BACK	402.00	
107718-99-0	<input type="checkbox"/>	HEADREST ORIGINAL 340x130 STD HOLDER, STD BACK	402.00	
107716-99-0	<input type="checkbox"/>	HEADREST ORIGINAL 340x130 LONG HOLDER, STD BACK	402.00	
108717-99-0	<input type="checkbox"/>	BODILINK HEADREST M MAX 8 STD BACK	454.00	
109003-99-0	<input type="checkbox"/>	BODILINK HEADREST S MAX 8 STD BACK	454.00	
108719-99-0	<input type="checkbox"/>	BODILINK HEADREST L MAX 8 STD BACK	454.00	
				
Swing away facial				
107860-99-0	<input type="checkbox"/>	SWING AWAY CHIN BOOM ASSY SUPPORT STD LEFT/HIGH	<input type="checkbox"/> LEFT <input type="checkbox"/> RIGHT	380.00
107861-99-0	<input type="checkbox"/>	SWING AWAY CHIN BOOM ASSY SUPPORT LONG LEFT/HIGH	<input type="checkbox"/> LEFT <input type="checkbox"/> RIGHT	380.00
107858-99-0	<input type="checkbox"/>	SWING AWAY CHIN BOOM ASSY F. HEADREST LEFT/HIGH	<input type="checkbox"/> LEFT <input type="checkbox"/> RIGHT	471.00
107859-99-0	<input type="checkbox"/>	SWING AWAY ASSY W. TASH MICRO LIGHT LEFT/HIGH	<input type="checkbox"/> LEFT <input type="checkbox"/> RIGHT	537.00
				
Extension cable				
105931-99-0	<input type="checkbox"/>	EXTENSION CABLE 3MM STEREO, L=1M	57.00	
105932-99-0	<input type="checkbox"/>	EXTENSION CABLE 3MM STEREO, L=2M	57.00	

Lateral support								
109025-99-0	<input type="checkbox"/>	BODILINK LATERAL SUPP. L. STRETCH-AIR 75X140	<input type="checkbox"/>	LEFT	<input type="checkbox"/>	RIGHT	201.00	
109027-99-0	<input type="checkbox"/>	BODILINK LATERAL SUPP. L. STRETCH-AIR 100X165	<input type="checkbox"/>	LEFT	<input type="checkbox"/>	RIGHT	201.00	
107720-99-0	<input type="checkbox"/>	LATERAL SUPPORT ORIGINAL LEFT 180X130	<input type="checkbox"/>	LEFT	<input type="checkbox"/>	RIGHT	201.00	
107722-99-0	<input type="checkbox"/>	LATERAL SUPPORT ORIGINAL LEFT 130X80	<input type="checkbox"/>	LEFT	<input type="checkbox"/>	RIGHT	201.00	
Thigh supports								
109179-99-0	<input type="checkbox"/>	BODILINK LPTS PREM 90X110 STRETCH-AIR LEFT, THIGH	<input type="checkbox"/>	LEFT	<input type="checkbox"/>	RIGHT	201.00	
109181-99-0	<input type="checkbox"/>	BODILINK LPTS PREM 200X90 STRETCH-AIR LEFT, THIGH	<input type="checkbox"/>	LEFT	<input type="checkbox"/>	RIGHT	201.00	
109036-99-0	<input type="checkbox"/>	BODILINK LPTS PREM 300X90 STRETCH-AIR LEFT, THIGH	<input type="checkbox"/>	LEFT	<input type="checkbox"/>	RIGHT	201.00	
107392-99-0	<input type="checkbox"/>	THIGH SUPPORT LEFT TEXT. (MESH) 110x90 SMALL (B)	<input type="checkbox"/>	LEFT	<input type="checkbox"/>	RIGHT	173.00	
107396-99-0	<input type="checkbox"/>	THIGH SUPPORT LEFT TEXT. (MESH) 165x120 MEDIUM (J)	<input type="checkbox"/>	LEFT	<input type="checkbox"/>	RIGHT	173.00	
107394-99-0	<input type="checkbox"/>	THIGH SUPPORT LEFT TEXT. (MESH) 200x90 LARGE (C)	<input type="checkbox"/>	LEFT	<input type="checkbox"/>	RIGHT	173.00	
107390-99-0	<input type="checkbox"/>	THIGH SUPPORT LEFT TEXT. (MESH) 300x90 XLARGE (G)	<input type="checkbox"/>	LEFT	<input type="checkbox"/>	RIGHT	173.00	
Hip supports								
109032-99-0	<input type="checkbox"/>	BODILINK LPTS PREM 90X110 STRETCH-AIR LEFT, HIP	<input type="checkbox"/>	LEFT	<input type="checkbox"/>	RIGHT	201.00	
109034-99-0	<input type="checkbox"/>	BODILINK LPTS PREM 200X90 STRETCH-AIR LEFT, HIP	<input type="checkbox"/>	LEFT	<input type="checkbox"/>	RIGHT	201.00	
109038-99-0	<input type="checkbox"/>	BODILINK LPTS PREM 150X140 STRETCH-AIR LEFT, HIP	<input type="checkbox"/>	LEFT	<input type="checkbox"/>	RIGHT	201.00	
107400-99-0	<input type="checkbox"/>	HIP SUPPORT LEFT TEXT. (MESH) 110x90 SMALL (B)	<input type="checkbox"/>	LEFT	<input type="checkbox"/>	RIGHT	173.00	
107398-99-0	<input type="checkbox"/>	HIP SUPPORT LEFT TEXT. (MESH) 150x140 MEDIUM (A)	<input type="checkbox"/>	LEFT	<input type="checkbox"/>	RIGHT	173.00	
107402-99-0	<input type="checkbox"/>	HIP SUPPORT LEFT TEXT. (MESH) 200x90 LARGE (C)	<input type="checkbox"/>	LEFT	<input type="checkbox"/>	RIGHT	173.00	
107404-99-0	<input type="checkbox"/>	HIP SUPPORT LEFT TEXT. (MESH) 200x200 XLARGE (D)	<input type="checkbox"/>	LEFT	<input type="checkbox"/>	RIGHT	173.00	
Calf supports								
105252-99-0	<input type="checkbox"/>	CALF SUPPORTS S (B) 110x90 (MESH)	<input type="checkbox"/>	LEFT	<input type="checkbox"/>	RIGHT	276.00	
105258-99-0	<input checked="" type="checkbox"/>	CALF SUPPORTS M (J) 165x120 (MESH)	<input type="checkbox"/>	LEFT	<input type="checkbox"/>	RIGHT	276.00	
105250-99-0	<input type="checkbox"/>	CALF SUPPORTS L (A) 150x140 (MESH)	<input type="checkbox"/>	LEFT	<input type="checkbox"/>	RIGHT	276.00	
105256-99-0	<input type="checkbox"/>	CALF SUPPORTS XL (H) 170x175 (MESH)	<input type="checkbox"/>	LEFT	<input type="checkbox"/>	RIGHT	276.00	
105254-99-0	<input type="checkbox"/>	CALF SUPPORTS XXL (D) 200x200 (MESH)	<input type="checkbox"/>	LEFT	<input type="checkbox"/>	RIGHT	276.00	
Elbow and side supports armrests								
107838-99-0	<input type="checkbox"/>	ELBOW SUPPORT	<input type="checkbox"/>	LEFT	<input type="checkbox"/>	RIGHT	103.00	
107863-99-0	<input type="checkbox"/>	ARMREST SIDE SUPPORT LEFT OUTSIDE	<input type="checkbox"/>	LEFT	<input type="checkbox"/>	RIGHT	58.00	
107865-99-0	<input type="checkbox"/>	ARMREST SIDE SUPPORT LEFT INSIDE	<input type="checkbox"/>	LEFT	<input type="checkbox"/>	RIGHT	58.00	
Gel pads footplates								
106530-99-0	<input type="checkbox"/>	STEALTH GEL PADS 16CM WIDE FOOTPATES					304.00	
106225-99-0	<input type="checkbox"/>	STEALTH GEL PADS 20CM WIDE FOOTPATES					304.00	
Abduction wedge								
109373-99-0	<input type="checkbox"/>	LEG ABDUCTION WEDGE					332.00	
Shoulder Support								
105410-99-0	<input type="checkbox"/>	SHOULDER SUPPORT 36CM					0.00	
105411-99-0	<input type="checkbox"/>	SHOULDER SUPPORT 41CM					0.00	
105412-99-0	<input type="checkbox"/>	SHOULDER SUPPORT 46CM					0.00	
105854-99-0	<input type="checkbox"/>	SHOULDER SUPPORT 51CM					0.00	

Stump supports								
106497-99-0	<input type="checkbox"/>	STUMP SUPPORT SMALL (A) 150x140 TEXTILE (MESH)	<input type="checkbox"/>	LEFT	<input type="checkbox"/>	RIGHT	201.00	
106500-99-0	<input type="checkbox"/>	STUMP SUPPORT MEDIUM (J) 165x120 TEXTILE (MESH)	<input type="checkbox"/>	LEFT	<input type="checkbox"/>	RIGHT	201.00	
106499-99-0	<input type="checkbox"/>	STUMP SUPPORT LARGE (H) 170x175 TEXTILE (MESH)	<input type="checkbox"/>	LEFT	<input type="checkbox"/>	RIGHT	201.00	
106498-99-0	<input type="checkbox"/>	STUMP SUPPORT XLARGE (D) 200x200 TEXTILE (MESH)	<input type="checkbox"/>	LEFT	<input type="checkbox"/>	RIGHT	201.00	
Knee Support								
110452-99-0	<input type="checkbox"/>	KNEE SUPPORT SWING AWAY C ORPUS VS - LARGE					271.00	
110453-99-0	<input type="checkbox"/>	KNEE SUPPORT SWING AWAY C ORPUS VS - SMALL					271.00	
107285-99-0	<input type="checkbox"/>	WITHOUT BACKREST SHELL					0.00	
107028-99-0	<input type="checkbox"/>	HOLDER KNEE SUPPORT UNITRACK					49.00	
Lumbar support								
101972-99-0	<input type="checkbox"/>	LUMBAR SUPPORT,AIR					208.00	
Hip Belt								
100518-99-0	<input type="checkbox"/>	SAFETY BELT,BUCKLE					65.00	
100519-99-0	<input type="checkbox"/>	SAFETY BELT,AUTOTENSION	<input type="checkbox"/>	LEFT	<input type="checkbox"/>	RIGHT	124.00	
100600-99-0	<input type="checkbox"/>	SAFETY BELT,AUTOTENSION LONG VERSION	<input type="checkbox"/>	LEFT	<input type="checkbox"/>	RIGHT	124.00	
104518-99-0	<input type="checkbox"/>	SEATBELT, BODYPOINT 2- POINT, MEDIUM, NON-PADDED					79.00	
104520-99-0	<input type="checkbox"/>	SEATBELT, BODYPOINT 2- POINT, MEDIUM, PADDED					112.00	
104514-99-0	<input type="checkbox"/>	SEATBELT, BODYPOINT 2- POINT, LARGE, NON-PADDED					79.00	
104516-99-0	<input type="checkbox"/>	SEATBELT, BODYPOINT 2- POINT, LARGE, PADDED					112.00	
108267-99-0	<input type="checkbox"/>	BP HIP BELT, 2P C PULL LATCH 46CM PAD					112.00	
108266-99-0	<input type="checkbox"/>	BP HIP BELT, 2P C PULL LATCH 62CM PAD					112.00	
108265-99-0	<input type="checkbox"/>	BP HIP BELT, 4P R PULL PUSHBUTT. 46CM PAD					151.00	
Chest Supports								
105843-99-0	<input type="checkbox"/>	CHEST STRAP BODYPOINT ELASTIC LARGE	LARGE				87.00	
105845-99-0	<input type="checkbox"/>	CHEST STRAP BODYPOINT ELASTIC SMALL	SMALL				87.00	
100529-99-0	<input type="checkbox"/>	SAFETY BELT,4-POINT					157.00	
105840-99-0	<input type="checkbox"/>	SEATBELT, BODYPOINT MONOFLEX MEDIUM					94.00	
105839-99-0	<input type="checkbox"/>	SEATBELT, BODYPOINT MONOFLEX LARGE					94.00	
105850-99-0	<input type="checkbox"/>	SEATBELT, BODYPOINT MONOFLEX X-LARGE					94.00	
108275-99-0	<input type="checkbox"/>	BP HARNESS PIVOTFIT S SHOULDER SUPPORT FP					167.00	
108276-99-0	<input type="checkbox"/>	BP HARNESS PIVOTFIT M SHOULDER SUPPORT FP					167.00	
108277-99-0	<input type="checkbox"/>	BP HARNESS PIVOTFIT L SHOULDER SUPPORT FP					167.00	
108278-99-0	<input type="checkbox"/>	BP HARNESS PIVOTFIT XL SHOULDER SUPPORT FP					167.00	
108269-99-0	<input type="checkbox"/>	BP HARNESS STAYFLEX XS CHEST SUPPORT FP					167.00	
108270-99-0	<input type="checkbox"/>	BP HARNESS STAYFLEX S CHEST SUPPORT FP					167.00	
108271-99-0	<input type="checkbox"/>	BP HARNESS STAYFLEX M CHEST SUPPORT FP					167.00	
108272-99-0	<input type="checkbox"/>	BP HARNESS STAYFLEX L CHEST SUPPORT FP					167.00	
108273-99-0	<input type="checkbox"/>	BP HARNESS STAYFLEX XL CHEST SUPPORT FP					167.00	
Footstraps								
103104-99-0	<input type="checkbox"/>	FOOTSTRAPS WITH PADS (SET OF 2)					137.00	
103427-99-0	<input type="checkbox"/>	FOOTSTRAPS WITHOUT PADS (SET OF 2)					46.00	
108242-99-0	<input type="checkbox"/>	BP ANKEL HUGGERS MEDIUM					159.00	
108243-99-0	<input type="checkbox"/>	BP ANKEL HUGGERS LARGE					159.00	
Tables								
106609-99-0	<input type="checkbox"/>	TABLE SWINGABLE FOR JOYSTICK 600	<input type="checkbox"/>	LEFT	<input type="checkbox"/>	RIGHT	0.00	
106610-99-0	<input type="checkbox"/>	TABLE SWINGABLE FOR JOYSTICK 650	<input type="checkbox"/>	LEFT	<input type="checkbox"/>	RIGHT	0.00	
108509-99-0	<input type="checkbox"/>	TABLE REMOVEABLE ANGLE ADJUSTABLE 280	<input type="checkbox"/>	LEFT	<input type="checkbox"/>	RIGHT	345.00	
108510-99-0	<input type="checkbox"/>	TABLE REMOVEABLE ANGLE ADJUSTABLE 330	<input type="checkbox"/>	LEFT	<input type="checkbox"/>	RIGHT	345.00	
108511-99-0	<input type="checkbox"/>	TABLE REMOVEABLE ANGLE ADJUSTABLE 381	<input type="checkbox"/>	LEFT	<input type="checkbox"/>	RIGHT	345.00	
108512-99-0	<input type="checkbox"/>	TABLE REMOVEABLE ANGLE ADJUSTABLE 432	<input type="checkbox"/>	LEFT	<input type="checkbox"/>	RIGHT	345.00	
108513-99-0	<input type="checkbox"/>	TABLE REMOVEABLE ANGLE ADJUSTABLE 482	<input type="checkbox"/>	LEFT	<input type="checkbox"/>	RIGHT	345.00	
106863-99-0	<input type="checkbox"/>	TABLE ANGLE ADJ. 1 SIDE FIXATION	<input type="checkbox"/>	LEFT	<input type="checkbox"/>	RIGHT	402.00	
106619-99-0	<input type="checkbox"/>	COLLEGE TABLE	<input type="checkbox"/>	LEFT	<input type="checkbox"/>	RIGHT	0.00	

Pouches/Bags						
107339-99-0	<input type="checkbox"/>	ARMREST POUCH,RIGHT BLACK	<input type="checkbox"/> LEFT	<input type="checkbox"/> RIGHT	47.00	
107340-99-0	<input type="checkbox"/>	SEATFRAME POUCH BLACK			43.00	
102059-99-0	<input type="checkbox"/>	BACK PACK			173.00	
105563-99-0	<input type="checkbox"/>	BACKPACK HOOKS,SET UNI' (POS1)			33.00	
109186-99-0	<input type="checkbox"/>	BAG HOOK BACKREST HIGH			33.00	
109187-99-0	<input type="checkbox"/>	BAG HOOK BACKREST LOW			33.00	



Other						
106058-99-0	<input type="checkbox"/>	SUPPORT HANDLE ARMREST	<input type="checkbox"/> LEFT	<input type="checkbox"/> RIGHT	127.00	
105260-99-0	<input type="checkbox"/>	TRANSFER HANDLES, SET			201.00	
105292-99-0	<input type="checkbox"/>	PUSH HANDLES			187.00	
105223-99-0	<input type="checkbox"/>	CRUTCH HOLDER	<input type="checkbox"/> LEFT	<input type="checkbox"/> RIGHT	181.00	
105224-99-0	<input type="checkbox"/>	HOLDER OXYGEN BOTTLE C3G			224.00	
106210-99-0	<input type="checkbox"/>	CUP HOLDER			34.00	
106806-99-0	<input type="checkbox"/>	PHONE HOLDER X-GRIP			83.00	
106972-99-0	<input type="checkbox"/>	TABLET HOLDER X-GRIP			143.00	



*

USER CONTROLS

MOUNTING USER CONTROL	<input type="checkbox"/> MOUNT LEFT	<input type="checkbox"/> MOUNT RIGHT
------------------------------	-------------------------------------	--------------------------------------

JOYSTICK						
108848-99-0	<input checked="" type="checkbox"/>	JOYSTICK CJSM2 HIGH SPEED BUS			551.00	
105246-99-0	<input type="checkbox"/>	JOYSTICK RNET LED			0.00	
105700-99-0	<input type="checkbox"/>	JOYSTICK R-NET HEAVY DUTY WITH COLOUR DISPLAY			1124.00	
105293-99-0	<input type="checkbox"/>	TABLE STEERING, FLIP-OVER 600MM, BACKR. WIDTH 400			2236.00	
105294-99-0	<input type="checkbox"/>	TABLE STEERING, FLIP-OVER 650MM, BACKR. WIDTH 450			2236.00	



Bluetooth HID						
111188-99-0	<input checked="" type="checkbox"/>	Enable Bluetooth mode			0.00	

Independent Repositioning Mode (IRM)						
110156-99-0	<input checked="" type="checkbox"/>	CONF. PACK. INDEPENDENT REPOSITIONING MODE (IRM)			0.00	

Joystick holder						
107754-99-0	<input checked="" type="checkbox"/>	PANELHOLDER PARALLEL MOTION UNITRACK			195.00	
102835-99-0	<input type="checkbox"/>	WITHOUT PANEL HOLDER			0.00	
103473-99-0	<input type="checkbox"/>	PANEL HOLDER SWING AWAY - 335MM			0.00	
103474-99-0	<input type="checkbox"/>	PANEL HOLDER SWING AWAY - 435MM			0.00	
108019-99-0	<input type="checkbox"/>	BODYPOINT MIDLINE MOUNT ASSEMBLY KIT R-NET			586.00	
108005-99-0	<input type="checkbox"/>	HEIGHT ADJUSTABLE JOYSTICK HOLDER			145.00	



Switch Box						
102798-99-0	<input checked="" type="checkbox"/>	SWITCH BOX WITH PUSH BUTTONS			773.00	
102799-99-0	<input type="checkbox"/>	SWITCH BOX WITH TOGGLE SWITCHES			773.00	
104621-99-0	<input type="checkbox"/>	LOCKING KEY R-NET			0.00	



Switch Box Bracket						
103469-99-0	<input checked="" type="checkbox"/>	JOYSTICK MOUNTED		0.00		
104651-99-0	<input type="checkbox"/>	UNITRACK ARMREST	<input type="checkbox"/> LEFT <input type="checkbox"/> RIGHT	46.00		
106256-99-0	<input type="checkbox"/>	BACKREST	<input type="checkbox"/> LEFT <input type="checkbox"/> RIGHT	46.00		
105409-99-0	<input type="checkbox"/>	NOT MOUNTED		0.00		
Switch buttons layout						
108794-99-0	<input checked="" type="checkbox"/>	LAYOUT "A" SINGLE LAYER (STD)		0.00		
108795-99-0	<input type="checkbox"/>	LAYOUT "B" SINGLE LAYER, MEM		0.00		
108796-99-0	<input type="checkbox"/>	LAYOUT "C" SWAP LAYERS, MEM		0.00		
108797-99-0	<input type="checkbox"/>	LAYOUT "D" SINGLE LAYER (ALT SEQ)		0.00		
108798-99-0	<input type="checkbox"/>	LAYOUT "E" SINGLE LAYER, NO TILT		0.00		
108799-99-0	<input type="checkbox"/>	LAYOUT "F" SINGLE STAND, SWAP, MEM		0.00		
108801-99-0	<input type="checkbox"/>	LAYOUT "L" SWAP, MEM, 5 VERST.		0.00		
Indication Level						
108802-99-0	<input type="checkbox"/>	LEVEL 1: NONE		0.00		
108803-99-0	<input type="checkbox"/>	LEVEL 2: SEAT FUNCTION		0.00		
108804-99-0	<input type="checkbox"/>	LEVEL 3: SPEED LIMIT		0.00		
108805-99-0	<input type="checkbox"/>	LEVEL 4: COMPLETE		0.00		
External charging socket (required with table- or special control)						
104163-99-0	<input type="checkbox"/>	EXTRA CHARGER CONNECTOR MOUNTED ON THE ARMREST	<input type="checkbox"/> LEFT <input type="checkbox"/> RIGHT	127.00		
104164-99-0	<input type="checkbox"/>	EXTRA CHARGER CONNECTOR MOUNTED ON ACC. RAIL	<input type="checkbox"/> LEFT <input type="checkbox"/> RIGHT	127.00		
104165-99-0	<input type="checkbox"/>	EXTRA CHARGER CONNECTOR MOUNTED UNDER SEAT FRAME	<input type="checkbox"/> LEFT <input type="checkbox"/> RIGHT	127.00		
Locking Key						
104620-99-0	<input type="checkbox"/>	LOCKING KEY R-NET		39.00		
Alternative Joystick knobs						
100960-99-0	<input type="checkbox"/>	JOYSTICK KNOB CHIN CUP		41.00		
100961-99-0	<input type="checkbox"/>	JOYSTICK KNOB T-GRIP		41.00		
100962-99-0	<input type="checkbox"/>	JOYSTICK KNOB BALL BIG		41.00		
100963-99-0	<input type="checkbox"/>	JOYSTICK KNOB SOFT BALL		41.00		
100964-99-0	<input type="checkbox"/>	JOYSTICK KNOB MUSHROOM		41.00		
100965-99-0	<input type="checkbox"/>	JOYSTICK KNOB STICK		41.00		
101165-99-0	<input type="checkbox"/>	JOYSTICK KNOB BALL SMALL		41.00		
101166-99-0	<input type="checkbox"/>	JOYSTICK KNOB STANDARD		41.00		
105442-99-0	<input type="checkbox"/>	JOYSTICK KNOB SOFT BALL BLACK (CONE)		41.00		
105846-99-0	<input type="checkbox"/>	JOYSTICK KNOB BODYPOINT 7.5CM U-SHAPED		64.00		
105847-99-0	<input type="checkbox"/>	JOYSTICK KNOB BODYPOINT 10CM U-SHAPED		64.00		
105848-99-0	<input type="checkbox"/>	JOYSTICK KNOB BODYPOINT RUBBER DOME		59.00		

Attendant control				
105225-99-0	<input type="checkbox"/>	CO-PILOT		2272.00
109532-99-0	<input type="checkbox"/>	SCOOT CONTROL R-NET		2632.00
107320-99-0	<input type="checkbox"/>	ATTENDANT CONTROL JOYSTICK LIGHT LED	<input type="checkbox"/> LEFT <input type="checkbox"/> RIGHT	562.00
	<input type="checkbox"/>	NOT REQUIRED		0.00
107321-99-0	<input type="checkbox"/>	JOYSTICK ATTENDANT RNET SPEED/MODE	<input type="checkbox"/> LEFT <input type="checkbox"/> RIGHT	535.00



Emergency switch				
101792-99-0	<input type="checkbox"/>	EMERGENCY STOP SWITCH		258.00

Supplementary accessoires

R-NET alternative controls				
103892-99-0	<input type="checkbox"/>	MDT/RNET: JS COMPACT (LOW FORCE)		1549.00
103817-99-0	<input type="checkbox"/>	MDT/RNET: JS COMPACT		975.00
105289-99-0	<input type="checkbox"/>	MDT/RNET: MINI JOYSTICK		2351.00
109524-99-0	<input type="checkbox"/>	MICRO JOYSTICK FOR R-NET, w/300 mm CABLE		2351.00
109526-99-0	<input type="checkbox"/>	MULTI JOYSTICK FOR R-NET, w/300 mm CABLE		2121.00
109528-99-0	<input type="checkbox"/>	ALL-ROUND JOYSTICK LIGHT FOR R-NET, w/800mm CABLE		1777.00
109530-99-0	<input type="checkbox"/>	ALL-ROUND JOYSTICK FOR R- NET, w/800mm CABLE		1135.00



Supplementary Accessories

105210-99-0	<input type="checkbox"/>	PANEL HOLDER ATTENDANT		264.00
101303-99-0	<input type="checkbox"/>	CHEST SUPPORT FOR TABLE CII/VII VINYL		196.00
108995-99-0	<input type="checkbox"/>	USB OUTLET CABLE	<input type="checkbox"/> LEFT <input type="checkbox"/> RIGHT	155.00
109533-99-0	<input type="checkbox"/>	HAND WARMER SET		689.00
107363-99-0	<input type="checkbox"/>	CONE 1 HAND HAND HEATER		185.00
107364-99-0	<input type="checkbox"/>	CONE 2 HANDS HAND HEATER		282.00

