

Dealer Information

Customer Name	
Contact	
Address	
Postcode	
E-mail	

Client Information

Name	
Address	
Postcode	
Telephone	
E-mail	

Anatomic Dimensions

Weight		kg
Height		cm
1:		cm
2:		cm
3:		cm
4:		cm
5:		cm
6:		cm
7:		cm
8:		cm
9:		cm
10:		cm



Chassis

108851-99-0	* F5 CORPUS VS	27,089.00	
-------------	----------------	-----------	--

Protection plan

<input type="checkbox"/> PROTECTION PLAN F/M3	1500.00	
---	---------	--


Accent Colour

CHASSIS COLOUR	ACCENT COLOUR		
<input type="checkbox"/> AQUA	<input type="checkbox"/> AQUA	0.00	
<input type="checkbox"/> SKY	<input type="checkbox"/> SKY	0.00	
<input type="checkbox"/> VIOLET	<input type="checkbox"/> VIOLET	0.00	
<input type="checkbox"/> FLAMINGO	<input type="checkbox"/> FLAMINGO	0.00	
<input type="checkbox"/> CHILI	<input type="checkbox"/> CHILI	0.00	
<input type="checkbox"/> CANARY	<input type="checkbox"/> CANARY	0.00	
<input type="checkbox"/> SPRING	<input type="checkbox"/> SPRING	0.00	
<input type="checkbox"/> ARCTIC	<input type="checkbox"/> ARCTIC	0.00	
<input type="checkbox"/> SUNSET	<input type="checkbox"/> SUNSET	0.00	
<input type="checkbox"/> MIDNIGHT BLACK	<input type="checkbox"/> MIDNIGHT BLACK	0.00	
<input type="checkbox"/> GOLD	<input type="checkbox"/> GOLD	155.00	
<input type="checkbox"/> BRONZE	<input type="checkbox"/> BRONZE	155.00	
<input type="checkbox"/> PLATINUM	<input type="checkbox"/> PLATINUM	155.00	

**Raadpleeg
kleurstalen voor
reële kleur**

Drive wheels

108411-99-0	<input type="checkbox"/> AIR FILLED TYRES BLACK 3" x 8"	0.00	
108414-99-0	<input type="checkbox"/> SOLID TYRES BLACK 3" x 8"	0.00	
108412-99-0	<input type="checkbox"/> AIR FILLED SNOW & MUD TYRES BLACK 3" x 8"	0.00	



Caster wheels

108408-99-0	<input type="checkbox"/> WHEELS 210 X 65 BLACK	0.00	
108409-99-0	<input type="checkbox"/> WHEELS 210 X 65 SOLID BLACK	0.00	

Mud guards rear

108445-99-0	<input type="checkbox"/> MUDGUARD KIT	98.00	
-------------	---------------------------------------	-------	--

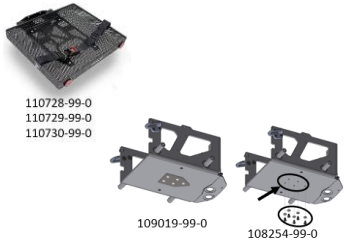
Batteries

108999-99-0	* BATTERIES 65AH	0.00	
109166-99-0	* BATTERIES 85AH	0.00	

Light kit

109379-99-0	* LIGHT KIT	471.00	
-------------	-------------	--------	--

Accessories chassis				
109169-99-0	<input type="checkbox"/>	LUGGAGE BOX INLC. LIGHTS	568.00	
109170-99-0	<input type="checkbox"/>	LUGGAGE BOX INLC. REFLECT ORS	339.00	
110728-99-0	<input type="checkbox"/>	TRANSPORTATION TRAY SMALL	752.00	
110729-99-0	<input type="checkbox"/>	TRANSPORTATION TRAY MEDIUM	752.00	
110730-99-0	<input type="checkbox"/>	TRANSPORTATION TRAY LARGE	752.00	
108254-99-0	<input type="checkbox"/>	PREPARED FOR DAHL CARLOCK	181.00	
109019-99-0	<input type="checkbox"/>	MOUNTDAHL LOCKING PLATE	603.00	
110285-99-0	<input type="checkbox"/>	REMOTE STOP 433MHZ (EU)	654.00	



Seat assembly				
108873-99-0	*	CORPUS VS APE PP	0.00	
107095-99-0	*	POWERED ADJ.SEAT TILT 50°	0.00	

Seat sizes

SEAT PAN	DEPTH (mm)	WIDTH (mm)			
		420	470	520	570
370 - 420 mm	370	<input type="checkbox"/>	<input type="checkbox"/>	<input type="checkbox"/>	<input type="checkbox"/>
	395	<input type="checkbox"/>	<input type="checkbox"/>	<input type="checkbox"/>	<input type="checkbox"/>
	420	<input type="checkbox"/>	<input type="checkbox"/>	<input type="checkbox"/>	<input type="checkbox"/>
445 - 495 mm	445	<input type="checkbox"/>	<input type="checkbox"/>	<input type="checkbox"/>	<input type="checkbox"/>
	470	<input type="checkbox"/>	<input type="checkbox"/>	<input type="checkbox"/>	<input type="checkbox"/>
	495	<input type="checkbox"/>	<input type="checkbox"/>	<input type="checkbox"/>	<input type="checkbox"/>
520 - 570 mm	520	<input type="checkbox"/>	<input type="checkbox"/>	<input type="checkbox"/>	<input type="checkbox"/>
	545	<input type="checkbox"/>	<input type="checkbox"/>	<input type="checkbox"/>	<input type="checkbox"/>
	570	<input type="checkbox"/>	<input type="checkbox"/>	<input type="checkbox"/>	<input type="checkbox"/>




SEAT CUSHIONS				
10868X-99-0	<input checked="" type="checkbox"/>	SEAT CUSHION VINYL	0.00	
10868X-99-0	<input type="checkbox"/>	SEAT CUSHION STRETCH AIR	0.00	
1074XX-99-0	<input type="checkbox"/>	SEAT CUSHION ERGO COMFORT (ROHO INSERT)	631.00	
105118-99-0	<input type="checkbox"/>	WITHOUT SEAT CUSHION	-110.00	
105219-99-0	<input checked="" type="checkbox"/>	ERGO THIGH SUPPORTS	0.00	

EXTRA INCONTINENCE COVER				
	<input type="checkbox"/>	INCONTINENCE COVER	152.00	

ROHO® CUSHION OPTIONS inc COVER

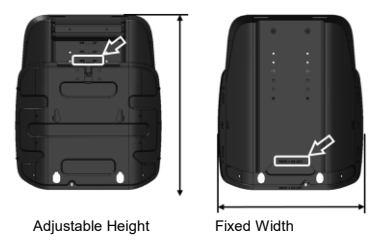
				(ROHO part code)
QSxxC	<input type="checkbox"/>	QUADTRO SELECT® - HIGH PROFILE®	708.00	
QSxxLPC	<input type="checkbox"/>	QUADTRO SELECT® - HIGH PROFILE®	708.00	
CSxxC	<input type="checkbox"/>	QUADTRO SELECT® - HIGH PROFILE®	730.00	
HSxxC	<input type="checkbox"/>	QUADTRO SELECT® - HIGH PROFILE®	912.00	
2RHExxC	<input type="checkbox"/>	QUADTRO SELECT® - HIGH PROFILE®	606.00	
1RHExxC	<input type="checkbox"/>	QUADTRO SELECT® - HIGH PROFILE®	606.00	
1RxxC	<input type="checkbox"/>	QUADTRO SELECT® - HIGH PROFILE®	703.00	
1RxxLPC	<input type="checkbox"/>	QUADTRO SELECT® - HIGH PROFILE®	703.00	

Corpus Backrest			
10XXXX-99-0	<input type="checkbox"/>	BACKREST CUSHION VINYL	0.00
10XXXX-99-0	<input type="checkbox"/>	BACKREST CUSHION STRETCH AIR	0.00
105117-99-0	<input type="checkbox"/>	WITHOUT BACKREST CUSHION	-110.00



Backrest sizes

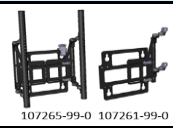
Height	WIDTH (mm)			
	360	410	460	510
470 (Short)	<input type="checkbox"/>	<input type="checkbox"/>	<input type="checkbox"/>	<input type="checkbox"/>
545	<input type="checkbox"/>	<input type="checkbox"/>	<input type="checkbox"/>	<input type="checkbox"/>
570	<input type="checkbox"/>	<input type="checkbox"/>	<input type="checkbox"/>	<input type="checkbox"/>
595	<input type="checkbox"/>	<input type="checkbox"/>	<input type="checkbox"/>	<input type="checkbox"/>
620	<input type="checkbox"/>	<input type="checkbox"/>	<input type="checkbox"/>	<input type="checkbox"/>
645	<input type="checkbox"/>	<input type="checkbox"/>	<input type="checkbox"/>	<input type="checkbox"/>
670	<input type="checkbox"/>	<input type="checkbox"/>	<input type="checkbox"/>	<input type="checkbox"/>



Corpus Armrests			
10XXXX-99-0	<input type="checkbox"/>	BACKREST CUSHION VINYL	0.00
10XXXX-99-0	<input type="checkbox"/>	BACKREST CUSHION STRETCH AIR	0.00
105117-99-0	<input type="checkbox"/>	WITHOUT BACKREST CUSHION	-110.00
105569-99-0	<input checked="" type="checkbox"/>	ERGO SUPPORTS SMALL (5CM DEEP)	0.00
105570-99-0	<input type="checkbox"/>	ERGO SUPPORTS LARGE (7CM DEEP)	0.00



Backrest Adaptors			
107261-99-0	<input type="checkbox"/>	DIRECT BACKREST ADAPTOR	471.00
107265-99-0	<input type="checkbox"/>	TUBULAR BACKREST ADAPTOR	517.00



Comfort Unite 1 (6 cm lateral contour)			
<input type="checkbox"/>	UNITE 1 - DIRECT MOUNT DIAMOND SPACER	725.00	
<input type="checkbox"/>	UNITE 1 - POWER MOUNT DIAMOND SPACER	825.00	

Height	Width			
	36 cm	41 cm	46 cm	51 cm
41 cm	<input type="checkbox"/>	<input type="checkbox"/>	<input type="checkbox"/>	<input type="checkbox"/>
46 cm	<input type="checkbox"/>	<input type="checkbox"/>	<input type="checkbox"/>	<input type="checkbox"/>
51 cm		<input type="checkbox"/>	<input type="checkbox"/>	<input type="checkbox"/>

Height	Mounting Height							
	52	54.5	57	59.5	62	64.5	67	
41 cm	<input type="checkbox"/>	<input type="checkbox"/>	<input type="checkbox"/>	<input type="checkbox"/>				
46 cm	<input type="checkbox"/>	<input type="checkbox"/>	<input type="checkbox"/>	<input type="checkbox"/>	<input type="checkbox"/>	<input type="checkbox"/>		
51 cm			<input type="checkbox"/>	<input type="checkbox"/>	<input type="checkbox"/>	<input type="checkbox"/>	<input type="checkbox"/>	



Comfort Unite 2 (10 cm lateral contour)			
<input type="checkbox"/>	UNITE 2 - DIRECT MOUNT DIAMOND SPACER	725.00	
<input type="checkbox"/>	UNITE 2 - POWER MOUNT DIAMOND SPACER	825.00	


Height	Width			
	36 cm	41 cm	46 cm	51 cm
41 cm	<input type="checkbox"/>	<input type="checkbox"/>	<input type="checkbox"/>	<input type="checkbox"/>
46 cm	<input type="checkbox"/>	<input type="checkbox"/>	<input type="checkbox"/>	<input type="checkbox"/>
51 cm	<input type="checkbox"/>	<input type="checkbox"/>	<input type="checkbox"/>	<input type="checkbox"/>

Height	Mounting Height							
	52	54.5	57	59.5	62	64.5	67	
41 cm	<input type="checkbox"/>	<input type="checkbox"/>	<input type="checkbox"/>	<input type="checkbox"/>				
46 cm	<input type="checkbox"/>	<input type="checkbox"/>	<input type="checkbox"/>	<input type="checkbox"/>	<input type="checkbox"/>	<input type="checkbox"/>		
51 cm			<input type="checkbox"/>	<input type="checkbox"/>	<input type="checkbox"/>	<input type="checkbox"/>	<input type="checkbox"/>	



Comfort Unite 3 (16 cm lateral contour)

<input type="checkbox"/>	COMFORT UNITE 3, DIAMOND SPACER HOLES, INCL DIRECT MOUNT	840.00	
<input type="checkbox"/>	COMFORT UNITE 3, DIAMOND SPACER FABRIC, INCL POWER MOUNT	940.00	
<input type="checkbox"/>	COMFORT UNITE 3, DIAMOND SPACER FABRIC, ROHO INSERT , INCL DIRECT MOUNT	935.00	
<input type="checkbox"/>	COMFORT UNITE 3, DIAMOND SPACER FABRIC, ROHO INSERT , INCL POWER MOUNT	1035.00	



Height	Width			
	36 cm	41 cm	46 cm	51 cm
41 cm	<input type="checkbox"/>	<input type="checkbox"/>	<input type="checkbox"/>	<input type="checkbox"/>
46 cm	<input type="checkbox"/>	<input type="checkbox"/>	<input type="checkbox"/>	<input type="checkbox"/>
51 cm	<input type="checkbox"/>	<input type="checkbox"/>	<input type="checkbox"/>	<input type="checkbox"/>

Height	Mounting Height						
	52	54.5	57	59.5	62	64.5	67
41 cm	<input type="checkbox"/>	<input type="checkbox"/>	<input type="checkbox"/>	<input type="checkbox"/>			
46 cm	<input type="checkbox"/>	<input type="checkbox"/>	<input type="checkbox"/>	<input type="checkbox"/>	<input type="checkbox"/>		
51 cm			<input type="checkbox"/>	<input type="checkbox"/>	<input type="checkbox"/>	<input type="checkbox"/>	<input type="checkbox"/>



Comfort Relief

<input type="checkbox"/>	COMFORT RELIEF, DIAMOND SPACER FABRIC, INCL POWER MOUNT	935.00	
--------------------------	--	--------	--

HEIGHT	WIDTH			
	36 cm	41 cm	46 cm	51 cm
41 cm	<input type="checkbox"/>	<input type="checkbox"/>	<input type="checkbox"/>	<input type="checkbox"/>
46 cm	<input type="checkbox"/>	<input type="checkbox"/>	<input type="checkbox"/>	<input type="checkbox"/>
51 cm	<input type="checkbox"/>	<input type="checkbox"/>	<input type="checkbox"/>	<input type="checkbox"/>



Backrest Adjustment

107756-99-0	<input type="checkbox"/>	POWERED ADJUSTABLE BACKREST 180° (LA28)	0.00	
107030-99-0	<input type="checkbox"/>	BIOMECHANIC BACKREST	0.00	

Chest Support

107174-99-0	<input type="checkbox"/>	CHEST SUPPORT FIXED	0.00	
107203-99-0	<input checked="" type="checkbox"/>	CHEST SUPPORT ADJUSTABLE	137.00	
107177-99-0	<input type="checkbox"/>	CHEST PAD SMALL (260MM)	0.00	
107176-99-0	<input type="checkbox"/>	CHEST PAD MEDIUM (310MM)	0.00	
107175-99-0	<input type="checkbox"/>	CHEST PAD LARGE (360MM)	0.00	

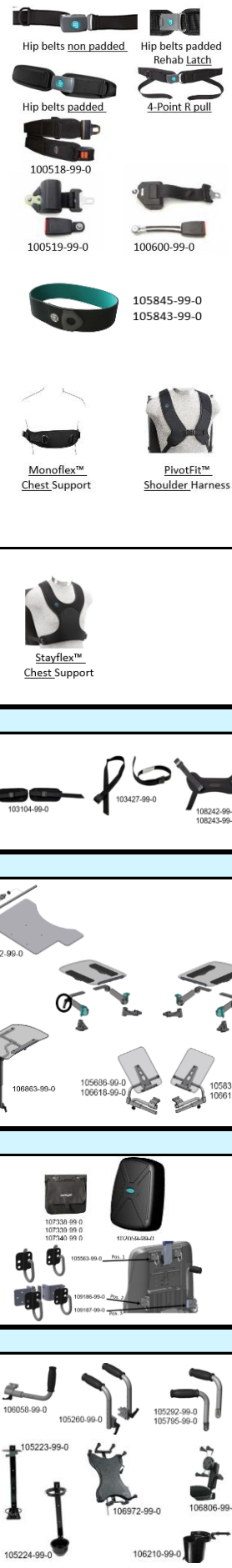
Mounting armrests

107251-99-0	<input type="checkbox"/>	NARROW WIDTH BETWEEN ARMREST	0.00	
107252-99-0	<input type="checkbox"/>	WIDE WIDTH BETWEEN ARMREST	0.00	
105083-99-0	<input type="checkbox"/>	WIDTH BETWEEN ARMREST 380MM	0.00	
105084-99-0	<input type="checkbox"/>	WIDTH BETWEEN ARMREST 430MM	0.00	
105085-99-0	<input type="checkbox"/>	WIDTH BETWEEN ARMREST 480MM	0.00	
105086-99-0	<input type="checkbox"/>	WIDTH BETWEEN ARMREST 530MM	0.00	
105082-99-0	<input type="checkbox"/>	WIDTH BETWEEN ARMREST 580MM	0.00	
106631-99-0	<input type="checkbox"/>	ARMREST HEIGHT FROM SEAT PAN POS 1: 230MM	0.00	
106632-99-0	<input type="checkbox"/>	ARMREST HEIGHT FROM SEAT PAN POS 2: 255MM	0.00	
106633-99-0	<input checked="" type="checkbox"/>	ARMREST HEIGHT FROM SEAT PAN POS 3: 280MM	0.00	
106634-99-0	<input type="checkbox"/>	ARMREST HEIGHT FROM SEAT PAN POS 4: 305MM	0.00	
106635-99-0	<input type="checkbox"/>	ARMREST HEIGHT FROM SEAT PAN POS 5: 330MM	0.00	
105070-99-0	<input checked="" type="checkbox"/>	ARMREST FIXED	0.00	
105072-99-0	<input type="checkbox"/>	ARMREST SWIVEL	195.00	

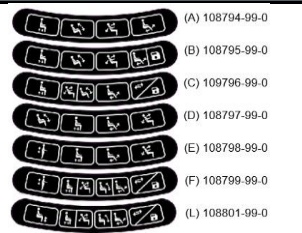
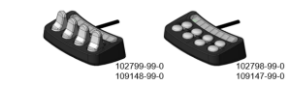



Thigh supports									
109179-99-0	<input type="checkbox"/>	BODILINK THIGH SUPPORT STRETCH-AIR 90X110 S	<input type="checkbox"/>	LEFT	<input type="checkbox"/>	RIGHT	201.00		
109181-99-0	<input type="checkbox"/>	BODILINK THIGH SUPPORT STRETCH-AIR 200X90 L	<input type="checkbox"/>	LEFT	<input type="checkbox"/>	RIGHT	201.00		
109036-99-0	<input type="checkbox"/>	BODILINK THIGH SUPPORT STRETCH-AIR 300x90 XL	<input type="checkbox"/>	LEFT	<input type="checkbox"/>	RIGHT	201.00		
107392-99-0	<input type="checkbox"/>	THIGH SUPPORT LEFT TEXT. (MESH) 110x90 SMALL (B)	<input type="checkbox"/>	LEFT	<input type="checkbox"/>	RIGHT	173.00		
107396-99-0	<input type="checkbox"/>	THIGH SUPPORT LEFT TEXT. (MESH) 165x120 MEDIUM (J)	<input type="checkbox"/>	LEFT	<input type="checkbox"/>	RIGHT	173.00		
107394-99-0	<input type="checkbox"/>	THIGH SUPPORT LEFT TEXT. (MESH) 200x90 LARGE (C)	<input type="checkbox"/>	LEFT	<input type="checkbox"/>	RIGHT	173.00		
107390-99-0	<input type="checkbox"/>	THIGH SUPPORT LEFT TEXT. (MESH) 300x90 XLARGE (G)	<input type="checkbox"/>	LEFT	<input type="checkbox"/>	RIGHT	173.00		
Hip supports									
109032-99-0	<input type="checkbox"/>	BODILINK LPTS PREM 90X110 STRETCH-AIR LEFT, HIP	<input type="checkbox"/>	LEFT	<input type="checkbox"/>	RIGHT	201.00		
109034-99-0	<input type="checkbox"/>	BODILINK LPTS PREM 200X90 STRETCH-AIR LEFT, HIP	<input type="checkbox"/>	LEFT	<input type="checkbox"/>	RIGHT	201.00		
109038-99-0	<input type="checkbox"/>	BODILINK LPTS PREM 150X140 STRETCH-AIR LEFT, HIP	<input type="checkbox"/>	LEFT	<input type="checkbox"/>	RIGHT	201.00		
107400-99-0	<input type="checkbox"/>	HIP SUPPORT LEFT TEXT. (MESH) 110x90 SMALL (B)	<input type="checkbox"/>	LEFT	<input type="checkbox"/>	RIGHT	173.00		
107398-99-0	<input type="checkbox"/>	HIP SUPPORT LEFT TEXT. (MESH) 150x140 MEDIUM (A)	<input type="checkbox"/>	LEFT	<input type="checkbox"/>	RIGHT	173.00		
107402-99-0	<input type="checkbox"/>	HIP SUPPORT LEFT TEXT. (MESH) 200x90 LARGE (C)	<input type="checkbox"/>	LEFT	<input type="checkbox"/>	RIGHT	173.00		
107404-99-0	<input type="checkbox"/>	HIP SUPPORT LEFT TEXT. (MESH) 200x200 XLARGE (D)	<input type="checkbox"/>	LEFT	<input type="checkbox"/>	RIGHT	173.00		
Calf supports									
105252-99-0	<input type="checkbox"/>	CALF SUPPORTS S (B) 110x90 (MESH)	<input type="checkbox"/>	LEFT	<input type="checkbox"/>	RIGHT	276.00		
105258-99-0	<input checked="" type="checkbox"/>	CALF SUPPORTS M (J) 165x120 (MESH)	<input type="checkbox"/>	LEFT	<input type="checkbox"/>	RIGHT	276.00		
105250-99-0	<input type="checkbox"/>	CALF SUPPORTS L (A) 150x140 (MESH)	<input type="checkbox"/>	LEFT	<input type="checkbox"/>	RIGHT	276.00		
105256-99-0	<input type="checkbox"/>	CALF SUPPORTS XL (H) 170x175 (MESH)	<input type="checkbox"/>	LEFT	<input type="checkbox"/>	RIGHT	276.00		
105254-99-0	<input type="checkbox"/>	CALF SUPPORTS XXL (D) 200x200 (MESH)	<input type="checkbox"/>	LEFT	<input type="checkbox"/>	RIGHT	276.00		
Elbow and side supports armrests									
107838-99-0	<input type="checkbox"/>	ELBOW SUPPORT	<input type="checkbox"/>	LEFT	<input type="checkbox"/>	RIGHT	103.00		
107863-99-0	<input type="checkbox"/>	ARMREST SIDE SUPPORT OUTSIDE	<input type="checkbox"/>	LEFT	<input type="checkbox"/>	RIGHT	58.00		
107865-99-0	<input type="checkbox"/>	ARMREST SIDE SUPPORT INSIDE	<input type="checkbox"/>	LEFT	<input type="checkbox"/>	RIGHT	58.00		
Gel pads footplates									
106530-99-0	<input type="checkbox"/>	STEALTH GEL PADS 16CM WIDE FOOTPATES					304.00		
106225-99-0	<input type="checkbox"/>	STEALTH GEL PADS 20CM WIDE FOOTPATES					304.00		
Abduction wedge									
109373-99-0	<input type="checkbox"/>	LEG ABDUCTION WEDGE					332.00		
Shoulder Support									
105410-99-0	<input type="checkbox"/>	SHOULDER SUPPORT 36CM					0.00		
105411-99-0	<input type="checkbox"/>	SHOULDER SUPPORT 41CM					0.00		
105412-99-0	<input type="checkbox"/>	SHOULDER SUPPORT 46CM					0.00		
105854-99-0	<input type="checkbox"/>	SHOULDER SUPPORT 51CM					0.00		
Stump supports									
106497-99-0	<input type="checkbox"/>	STUMP SUPPORT SMALL (A) 150x140 TEXTILE (MESH)	<input type="checkbox"/>	LEFT	<input type="checkbox"/>	RIGHT	201.00		
106500-99-0	<input type="checkbox"/>	STUMP SUPPORT MEDIUM (J) 165x120 TEXTILE (MESH)	<input type="checkbox"/>	LEFT	<input type="checkbox"/>	RIGHT	201.00		
106499-99-0	<input type="checkbox"/>	STUMP SUPPORT LARGE (H) 170x175 TEXTILE (MESH)	<input type="checkbox"/>	LEFT	<input type="checkbox"/>	RIGHT	201.00		
106498-99-0	<input type="checkbox"/>	STUMP SUPPORT XLARGE (D) 200x200 TEXTILE (MESH)	<input type="checkbox"/>	LEFT	<input type="checkbox"/>	RIGHT	201.00		
Lumbar support									
101972-99-0	<input type="checkbox"/>	LUMBAR SUPPORT,AIR					208.00		

Hip Belt						
100518-99-0	<input type="checkbox"/>	SAFETY BELT,BUCKLE			65.00	
100519-99-0	<input type="checkbox"/>	SAFETY BELT,AUTOTENSION	<input type="checkbox"/> LEFT	<input type="checkbox"/> RIGHT	124.00	
100600-99-0	<input type="checkbox"/>	SAFETY BELT,AUTOTENSION LONG VERSION	<input type="checkbox"/> LEFT	<input type="checkbox"/> RIGHT	124.00	
104518-99-0	<input type="checkbox"/>	SEATBELT, BODYPOINT 2- POINT, MEDIUM, NON-PADDED			79.00	
104520-99-0	<input type="checkbox"/>	SEATBELT, BODYPOINT 2- POINT, MEDIUM, PADDED			112.00	
104514-99-0	<input type="checkbox"/>	SEATBELT, BODYPOINT 2- POINT, LARGE, NON-PADDED			79.00	
104516-99-0	<input type="checkbox"/>	SEATBELT, BODYPOINT 2- POINT, LARGE, PADDED			112.00	
108267-99-0	<input type="checkbox"/>	BP HIP BELT, 2P C PULL LATCH 46CM PAD			112.00	
108266-99-0	<input type="checkbox"/>	BP HIP BELT, 2P C PULL LATCH 62CM PAD			112.00	
108265-99-0	<input type="checkbox"/>	BP HIP BELT, 4P R PULL PUSHBUTT. 46CM PAD			151.00	
Chest Supports						
105843-99-0	<input type="checkbox"/>	CHEST STRAP BODYPOINT ELASTIC LARGE			87.00	
105845-99-0	<input type="checkbox"/>	CHEST STRAP BODYPOINT ELASTIC SMALL			87.00	
100529-99-0	<input type="checkbox"/>	SAFETY BELT,4-POINT			157.00	
105840-99-0	<input type="checkbox"/>	SEATBELT, BODYPOINT MONOFLEX MEDIUM			94.00	
105839-99-0	<input type="checkbox"/>	SEATBELT, BODYPOINT MONOFLEX LARGE			94.00	
105850-99-0	<input type="checkbox"/>	SEATBELT, BODYPOINT MONOFLEX X-LARGE			94.00	
108275-99-0	<input type="checkbox"/>	BP HARNESS PIVOTFIT S SHOULDER SUPPORT FP			167.00	
108276-99-0	<input type="checkbox"/>	BP HARNESS PIVOTFIT M SHOULDER SUPPORT FP			167.00	
108277-99-0	<input type="checkbox"/>	BP HARNESS PIVOTFIT L SHOULDER SUPPORT FP			167.00	
108278-99-0	<input type="checkbox"/>	BP HARNESS PIVOTFIT XL SHOULDER SUPPORT FP			167.00	
108269-99-0	<input type="checkbox"/>	BP HARNESS STAYFLEX XS CHEST SUPPORT FP			167.00	
108270-99-0	<input type="checkbox"/>	BP HARNESS STAYFLEX S CHEST SUPPORT FP			167.00	
108271-99-0	<input type="checkbox"/>	BP HARNESS STAYFLEX M CHEST SUPPORT FP			167.00	
108272-99-0	<input type="checkbox"/>	BP HARNESS STAYFLEX L CHEST SUPPORT FP			167.00	
108273-99-0	<input type="checkbox"/>	BP HARNESS STAYFLEX XL CHEST SUPPORT FP			167.00	
Footstraps						
103104-99-0	<input type="checkbox"/>	FOOTSTRAPS WITH PADS (SET OF 2)			137.00	
103427-99-0	<input type="checkbox"/>	FOOTSTRAPS WITHOUT PADS (SET OF 2)			46.00	
108242-99-0	<input type="checkbox"/>	BP ANKEL HUGGERS MEDIUM			159.00	
108243-99-0	<input type="checkbox"/>	BP ANKEL HUGGERS LARGE			159.00	
Tables						
106609-99-0	<input type="checkbox"/>	TABLE SWINGABLE FOR JOYSTICK 600	<input type="checkbox"/> LEFT	<input type="checkbox"/> RIGHT	402.00	
106610-99-0	<input type="checkbox"/>	TABLE SWINGABLE FOR JOYSTICK 650	<input type="checkbox"/> LEFT	<input type="checkbox"/> RIGHT	402.00	
108509-99-0	<input type="checkbox"/>	TABLE REMOVEABLE ANGLE ADJUSTABLE 280	<input type="checkbox"/> LEFT	<input type="checkbox"/> RIGHT	345.00	
108510-99-0	<input type="checkbox"/>	TABLE REMOVEABLE ANGLE ADJUSTABLE 330	<input type="checkbox"/> LEFT	<input type="checkbox"/> RIGHT	345.00	
108511-99-0	<input type="checkbox"/>	TABLE REMOVEABLE ANGLE ADJUSTABLE 381	<input type="checkbox"/> LEFT	<input type="checkbox"/> RIGHT	345.00	
108512-99-0	<input type="checkbox"/>	TABLE REMOVEABLE ANGLE ADJUSTABLE 432	<input type="checkbox"/> LEFT	<input type="checkbox"/> RIGHT	345.00	
108513-99-0	<input type="checkbox"/>	TABLE REMOVEABLE ANGLE ADJUSTABLE 482	<input type="checkbox"/> LEFT	<input type="checkbox"/> RIGHT	345.00	
106863-99-0	<input type="checkbox"/>	TABLE ANGLE ADJ. 1 SIDE FIXATION	<input type="checkbox"/> LEFT	<input type="checkbox"/> RIGHT	402.00	
106619-99-0	<input type="checkbox"/>	COLLEGE TABLE	<input type="checkbox"/> LEFT	<input type="checkbox"/> RIGHT	253.00	
Pouches/Bags						
107339-99-0	<input type="checkbox"/>	ARMREST POUCH,RIGHT BLACK	<input type="checkbox"/> LEFT	<input type="checkbox"/> RIGHT	47.00	
107340-99-0	<input type="checkbox"/>	SEATFRAME POUCH BLACK			43.00	
102059-99-0	<input type="checkbox"/>	BACK PACK			173.00	
105563-99-0	<input type="checkbox"/>	BACKPACK HOOKS,SET UNITRACK			33.00	
109186-99-0	<input type="checkbox"/>	BAG HOOK BACKREST HIGH			33.00	
109187-99-0	<input type="checkbox"/>	BAG HOOK BACKREST LOW			33.00	
Other						
106058-99-0	<input type="checkbox"/>	SUPPORT HANDLE ARMREST	<input type="checkbox"/> LEFT	<input type="checkbox"/> RIGHT	127.00	
105260-99-0	<input type="checkbox"/>	TRANSFER HANDLES, SET			201.00	
105292-99-0	<input type="checkbox"/>	PUSH HANDLES			187.00	
105223-99-0	<input type="checkbox"/>	CRUTCH HOLDER	<input type="checkbox"/> LEFT	<input type="checkbox"/> RIGHT	181.00	
105224-99-0	<input type="checkbox"/>	HOLDER OXYGEN BOTTLE C3G			224.00	
106210-99-0	<input type="checkbox"/>	CUP HOLDER			34.00	
106806-99-0	<input type="checkbox"/>	PHONE HOLDER X-GRIP			83.00	
106972-99-0	<input type="checkbox"/>	TABLET HOLDER X-GRIP			143.00	



USER CONTROLS				
MOUNTING USER CONTROL		<input type="checkbox"/> MOUNT LEFT	<input type="checkbox"/> MOUNT RIGHT	
JOYSTICK				
108848-99-0	<input type="checkbox"/> JOYSTICK CJSM2 HIGH SPEED BUS		551.00	
105246-99-0	<input type="checkbox"/> JOYSTICK RNET LED		0.00	
105700-99-0	<input type="checkbox"/> JOYSTICK R-NET HEAVY DUTY WITH COLOUR DISPLAY		1124.00	
105293-99-0	<input type="checkbox"/> TABLE STEERING, FLIP-OVER 600MM, BACKR. WIDTH 400		2236.00	
105294-99-0	<input type="checkbox"/> TABLE STEERING, FLIP-OVER 650MM, BACKR. WIDTH 450		2236.00	
Bluetooth HID				
111188-99-0	<input type="checkbox"/> Enable Bluetooth mode		0.00	
Independent Repositioning Mode (IRM)				
110156-99-0	<input type="checkbox"/> CONF. PACK. INDEPENDENT REPOSITIONING MODE (IRM)		0.00	
Joystick holder				
107754-99-0	<input type="checkbox"/> PANELHOLDER PARALLEL MOTION UNITRACK		195.00	
102835-99-0	<input type="checkbox"/> WITHOUT PANEL HOLDER		0.00	
103473-99-0	<input type="checkbox"/> PANEL HOLDER SWING AWAY - 335MM		0.00	
103474-99-0	<input type="checkbox"/> PANEL HOLDER SWING AWAY - 435MM		0.00	
108019-99-0	<input type="checkbox"/> BODYPOINT MIDLINE MOUNT ASSEMBLY KIT R-NET		586.00	
108005-99-0	<input type="checkbox"/> HEIGHT ADJUSTABLE JOYSTICK HOLDER		145.00	
Switch Box				
102798-99-0	<input type="checkbox"/> SWITCH BOX WITH PUSH BUTTONS		773.00	
102799-99-0	<input type="checkbox"/> SWITCH BOX WITH TOGGLE SWITCHES		773.00	
104621-99-0	<input type="checkbox"/> LOCKING KEY R-NET		0.00	
Switch Box Bracket				
103469-99-0	<input type="checkbox"/> JOYSTICK MOUNTED		0.00	
104651-99-0	<input type="checkbox"/> UNITRACK ARMREST	<input type="checkbox"/> LEFT <input type="checkbox"/> RIGHT	46.00	
106256-99-0	<input type="checkbox"/> BACKREST	<input type="checkbox"/> LEFT <input type="checkbox"/> RIGHT	46.00	
105409-99-0	<input type="checkbox"/> NOT MOUNTED		0.00	
Switch Box Layout				
108794-99-0	<input type="checkbox"/> LAYOUT "A" SINGLE LAYER (STD)		0.00	
108795-99-0	<input type="checkbox"/> LAYOUT "B" SINGLE LAYER, MEM		0.00	
108796-99-0	<input type="checkbox"/> LAYOUT "C" SWAP LAYERS, MEM		0.00	
108797-99-0	<input type="checkbox"/> LAYOUT "D" SINGLE LAYER (ALT SEQ)		0.00	
108798-99-0	<input type="checkbox"/> LAYOUT "E" SINGLE LAYER, NO TILT		0.00	
108799-99-0	<input type="checkbox"/> LAYOUT "F" SINGLE STAND, SWAP, MEM		0.00	
108801-99-0	<input type="checkbox"/> LAYOUT "L" SWAP, MEM, 5 VERST.		0.00	
Indication Level				
108802-99-0	<input type="checkbox"/> LEVEL 1: NONE		0.00	
108803-99-0	<input type="checkbox"/> LEVEL 2: SEAT FUNCTION		0.00	
108804-99-0	<input type="checkbox"/> LEVEL 3: SPEED LIMIT		0.00	
108805-99-0	<input type="checkbox"/> LEVEL 4: COMPLETE		0.00	
External Charging Socket				
104163-99-0	<input type="checkbox"/> EXTRA CHARGER CONNECTOR MOUNTED ON THE ARMREST	<input type="checkbox"/> LEFT <input type="checkbox"/> RIGHT	127.00	
104164-99-0	<input type="checkbox"/> EXTRA CHARGER CONNECTOR MOUNTED ON ACC. RAIL	<input type="checkbox"/> LEFT <input type="checkbox"/> RIGHT	127.00	
104165-99-0	<input type="checkbox"/> EXTRA CHARGER CONNECTOR MOUNTED UNDER SEAT FRA	<input type="checkbox"/> LEFT <input type="checkbox"/> RIGHT	127.00	
Locking Key				
104620-99-0	<input type="checkbox"/> LOCKING KEY R-NET		39.00	



Alternative Joystick knobs					
100960-99-0	<input type="checkbox"/>	JOYSTICK KNOB CHIN CUP		41.00	
100961-99-0	<input type="checkbox"/>	JOYSTICK KNOB T-GRIP		41.00	
100962-99-0	<input type="checkbox"/>	JOYSTICK KNOB BALL BIG		41.00	
100963-99-0	<input type="checkbox"/>	JOYSTICK KNOB SOFT BALL		41.00	
100964-99-0	<input type="checkbox"/>	JOYSTICK KNOB MUSHROOM		41.00	
100965-99-0	<input type="checkbox"/>	JOYSTICK KNOB STICK		41.00	
101165-99-0	<input type="checkbox"/>	JOYSTICK KNOB BALL SMALL		41.00	
101166-99-0	<input type="checkbox"/>	JOYSTICK KNOB STANDARD		41.00	
105442-99-0	<input type="checkbox"/>	JOYSTICK KNOB SOFT BALL BLACK (CONE)		41.00	
105846-99-0	<input type="checkbox"/>	JOYSTICK KNOB BODYPOINT 7.5CM U-SHAPED		64.00	
105847-99-0	<input type="checkbox"/>	JOYSTICK KNOB BODYPOINT 10CM U-SHAPED		64.00	
105848-99-0	<input type="checkbox"/>	JOYSTICK KNOB BODYPOINT RUBBER DOME		59.00	



Attendant Control					
105225-99-0	<input type="checkbox"/>	CO-PILOT		2272.00	
109532-99-0	<input type="checkbox"/>	SCOOT CONTROL R-NET		2632.00	
107320-99-0	<input type="checkbox"/>	ATTENDANT CONTROL JOYSTICK LIGHT LED	<input type="checkbox"/> LEFT <input type="checkbox"/> RIGHT	562.00	
107318-99-0	<input type="checkbox"/>	NOT REQUIRED		0.00	
107321-99-0	<input type="checkbox"/>	JOYSTICK ATTENDANT RNET SPEED/MODE	<input type="checkbox"/> LEFT <input type="checkbox"/> RIGHT	535.00	



Emergency switch					
101792-99-0	<input type="checkbox"/>	EMERGENCY STOP SWITCH		258.00	

SUPPLEMENTARY ACCESSORIES

R-NET alternative controls					
103892-99-0	<input type="checkbox"/>	MDT/RNET: JS COMPACT (LOW FORCE)		1549.00	
103817-99-0	<input type="checkbox"/>	MDT/RNET: JS COMPACT		975.00	
105289-99-0	<input type="checkbox"/>	MDT/RNET: MINI JOYSTICK		2351.00	
109524-99-0	<input type="checkbox"/>	MICRO JOYSTICK FOR R-NET, w/300 mm CABLE		2351.00	
109526-99-0	<input type="checkbox"/>	MULTI JOYSTICK FOR R-NET, w/300 mm CABLE		2121.00	
109528-99-0	<input type="checkbox"/>	ALL-ROUND JOYSTICK LIGHT FOR R-NET, w/800mm CABLE		1777.00	
109530-99-0	<input type="checkbox"/>	ALL-ROUND JOYSTICK FOR R- NET, w/800mm CABLE		1135.00	



Supplementary Accessories					
105210-99-0	<input type="checkbox"/>	PANEL HOLDER ATTENDANT		264.00	
101303-99-0	<input type="checkbox"/>	CHEST SUPPORT FOR TABLE CII/VI VINYL		196.00	
108995-99-0	<input type="checkbox"/>	USB OUTLET CABLE	<input type="checkbox"/> LEFT <input type="checkbox"/> RIGHT	155.00	
109533-99-0	<input type="checkbox"/>	HAND WARMER SET		689.00	
107363-99-0	<input type="checkbox"/>	CONE 1 HAND HAND HEATER		185.00	
107364-99-0	<input type="checkbox"/>	CONE 2 HANDS HAND HEATER		282.00	

