



Phone (800) 981-1540 | Fax (715) 254-0996  
sales@kimobility.com | www.kimobility.com

Little Wave XP

Company:

Account Number:  Date:

☐ Quote: ☐ PO Number:

ATP:

Marked For:

Associated Quote/Order#:

Ship To:

Address:

City:  State:

Zip:  Phone:

Email/Fax:

SubmitButton

Effective: 7/11/2024

Little Wave XP [TLXP] £2796

Little Wave Width Growable Frame 165 lb weight capacity Maximum Seat Width of 19"

## Frame

Seat Width	Transit Option
<input type="checkbox"/> 10" [TLSWT010] N/C	<input type="checkbox"/> Transit System [TLTRNOPT] N/C
<input type="checkbox"/> 11" [TLSWT011] N/C	<input type="checkbox"/> 125 lb maximum weight capacity
<input type="checkbox"/> 12" [TLSWT012] N/C	<input type="checkbox"/> Omit [TLTRNOP2] N/C
<input type="checkbox"/> 13" [TLSWT013] N/C	
<input type="checkbox"/> 14" [TLSWT014] N/C	
<input type="checkbox"/> 15" [TLSWT015] N/C	
<input type="checkbox"/> 16" [TLSWT016] N/C	

Seat Depth	Adjustable Depth
<input type="checkbox"/> 10" [TLSDE010] N/C	<input type="checkbox"/> No Rear Adjustment [TLAD05] N/C
<input type="checkbox"/> 11" [TLSDE011] N/C	<input type="checkbox"/> 1/2" [TLAD06] N/C
<input type="checkbox"/> 12" [TLSDE012] N/C	<input type="checkbox"/> 1" [TLAD01] N/C
<input type="checkbox"/> 13" [TLSDE013] N/C	<input type="checkbox"/> 2" [TLAD02] N/C
<input type="checkbox"/> 14" [TLSDE014] N/C	<input type="checkbox"/> 3" [TLAD03] N/C
<input type="checkbox"/> 15" [TLSDE015] N/C	
<input type="checkbox"/> 16" [TLSDE016] N/C	

Sling Position	Long Sling
<i>In Performance Position (0"), sling is at front of frame. The 1" or 2" sling position extends the frame in front of the sling by that amount. See reference C on page 7.</i>	<input type="checkbox"/> Long Sling [TLAD04] N/C
<input type="checkbox"/> 0" (Performance) [TLSP01] N/C	<i>Sling will be maximum 2" longer than seat depth</i>
<input type="checkbox"/> 1" [TLSP03] N/C	
<input type="checkbox"/> 2" (Classic) [TLSP02] N/C	

Seat Option
<input type="checkbox"/> Standard Seat Sling [TLSS001] N/C
<input type="checkbox"/> Aluminum Solid Seat Pan [TLACC004] £237
<i>Seat Pan is 1" longer when Long Sling option is selected</i>

Front Frame Bend
<i>Angle between front seat tube and ground. See reference D on page 7.</i>
<input type="checkbox"/> 90° [TLFA01] N/C
<input type="checkbox"/> 85° [TLFA03] N/C
<input type="checkbox"/> 80° [TLFA02] N/C
<input type="checkbox"/> 75° [TLFA04] N/C
<input type="checkbox"/> 70° [TLFA05] N/C

## Backrest

Back Post / Height Range / Back Height							
Back	Price	Height	Back Height				
Height Adjustable	N/C	<input type="checkbox"/> Short [TLBOP025]	<input type="checkbox"/> 11" <sup>2</sup>	<input type="checkbox"/> 12"	<input type="checkbox"/> 13"	<input type="checkbox"/> 14"	
		<input type="checkbox"/> Medium [TLBOP026]	<input type="checkbox"/> 13"	<input type="checkbox"/> 14"	<input type="checkbox"/> 15"	<input type="checkbox"/> 16"	<input type="checkbox"/> 17"
		<input type="checkbox"/> Tall [TLBOP027]	<input type="checkbox"/> 17"	<input type="checkbox"/> 18"			
Fixed Height <sup>1</sup>	N/C	<input type="checkbox"/> Fixed [TLBOP011]	<input type="checkbox"/> 9" <sup>2</sup>	<input type="checkbox"/> 10" <sup>2</sup>	<input type="checkbox"/> 11" <sup>2</sup>	<input type="checkbox"/> 12" <sup>2</sup>	<input type="checkbox"/> 13"
			<input type="checkbox"/> 14"	<input type="checkbox"/> 15"	<input type="checkbox"/> 16"	<input type="checkbox"/> 17"	<input type="checkbox"/> 18"
Offset <sup>1</sup>	N/C	<input type="checkbox"/> Offset [TLBOP022]	<input type="checkbox"/> 11" <sup>2</sup>	<input type="checkbox"/> 12" <sup>2</sup>	<input type="checkbox"/> 13" <sup>2</sup>	<input type="checkbox"/> 14" <sup>2</sup>	<input type="checkbox"/> 15"
			<input type="checkbox"/> 16"	<input type="checkbox"/> 17"			

<sup>1</sup> Fixed Height. Adjustable Height Rigidizer Bar Included.  
<sup>2</sup> Not available with Fold Down Push Handle

Rigidizer Bar	
<input type="checkbox"/> Adjustable Height Rigidizer Bar [TLBCK001]	N/C
Included with Offset Back Posts	
<input type="checkbox"/> Non Adjustable Height Rigidizer Bar [TLBCK003]	N/C

Seat Back Angle	
Standard is 90° (perpendicular to floor). Minus (-°) closes back angle. Plus (+°) opens back angle.	
<input type="checkbox"/> Standard [TLSBA001]	<input type="checkbox"/> +3° [TLSBA002] <input type="checkbox"/> +6° [TLSBA003]
<input type="checkbox"/> +9° [TLSBA004]	<input type="checkbox"/> -3° [TLSBA005] <input type="checkbox"/> -6° [TLSBA006]
<input type="checkbox"/> -9° [TLSBA007]	<input type="checkbox"/> -12° [TLSBA008] N/C

Offset Back Post Option	
Selection required with Offset Back Posts. Not available with Height Adjustable or Fixed Height Back Posts. Each back post is offset 1" creating 2" overall offset.	
<input type="checkbox"/> 2" Inward Offset [TLOBO001]	N/C
<input type="checkbox"/> 2" Outward Offset [TLOBO002]	N/C
Not available with Swing Away Armrests	

Push Handle	
<input type="checkbox"/> Omit Push Handle [TLBCK008]	N/C
<input type="checkbox"/> Standard Push Handle [TLBCK004]	N/C
Not available on Offset Back Posts with 11" - 14" Back Heights	
<input type="checkbox"/> Bolt-On Push Handle [TLBOP005]	£182
Handles will be 1" - 2" above back height	
<input type="checkbox"/> Fold Down Push Handle [TLBCK006]	£164

Stroller Handles	
Stroller Handles are removable and height adjustable	
<input type="checkbox"/> Ergo Stroller Handle [TLBCK009]	£182
<input type="checkbox"/> Single Stroller Handle [TLBOP007]	£164
<input type="checkbox"/> Double Stroller Handle [TLBOP006]	£218
Not available with Push Handles or 10" Seat Width	

Back Upholstery	
Available only with Height Adjustable Back Posts. If selecting both upholstery and Axiom Back, the upholstery will be installed.	
<input type="checkbox"/> Padded Velcro Adjustable with Standard Cover [TLBUP001]	N/C
<input type="checkbox"/> Padded Velcro Adjustable with Air Mesh Breathable Cover [TLBUP006]	£73
Not available on chair widths less than 12"	
<input type="checkbox"/> Tension Adjustable with Standard Cover [TLBUP002]	N/C
<input type="checkbox"/> Tension Adjustable with Air Mesh Breathable Cover [TLBUP007]	£182
Not available on chair widths less than 12"	
<input type="checkbox"/> Omit [TLBUP003]	N/C

## Front Seat Height and Casters

Caster Size / Footrest Taper / Front Seat Height																
Select Front Seat Height and Footrest Taper in row corresponding to desired Caster Size. 6" Casters not available with Seat Depths less than 13". Footrest Taper indicates bend of front frame creating footrest width. Taper is measured from outside of seat frame to outside of front tube. Taper is not available with 70° Front Frame Bend. See reference E on page 7. Front Seat Height is measured from floor to top of seat tube at front of seat sling. Adjustable up or down by 1/2". See reference F on page 7.																
Footrest Taper	Caster Size	Front Seat Height														
<input type="checkbox"/> No Taper (Straight) [TLF01]	3"	<input type="checkbox"/> 11.5"	<input type="checkbox"/> 12"	<input type="checkbox"/> 12.5"	<input type="checkbox"/> 13"	<input type="checkbox"/> 13.5"	<input type="checkbox"/> 14"	<input type="checkbox"/> 14.5"	<input type="checkbox"/> 15"	<input type="checkbox"/> 15.5"	<input type="checkbox"/> 16"	<input type="checkbox"/> 16.5"	<input type="checkbox"/> 17"	<input type="checkbox"/> 17.5"	<input type="checkbox"/> 18"	<input type="checkbox"/> 18.5"
	4"	<input type="checkbox"/> 12.5"	<input type="checkbox"/> 13"	<input type="checkbox"/> 13.5"	<input type="checkbox"/> 14"	<input type="checkbox"/> 14.5"	<input type="checkbox"/> 15"	<input type="checkbox"/> 15.5"	<input type="checkbox"/> 16"	<input type="checkbox"/> 16.5"	<input type="checkbox"/> 17"	<input type="checkbox"/> 17.5"	<input type="checkbox"/> 18"	<input type="checkbox"/> 18.5"	<input type="checkbox"/> 19"	<input type="checkbox"/> 19.5"
	5"	<input type="checkbox"/> 13.5"	<input type="checkbox"/> 14"	<input type="checkbox"/> 14.5"	<input type="checkbox"/> 15"	<input type="checkbox"/> 15.5"	<input type="checkbox"/> 16"	<input type="checkbox"/> 16.5"	<input type="checkbox"/> 17"	<input type="checkbox"/> 17.5"	<input type="checkbox"/> 18"	<input type="checkbox"/> 18.5"	<input type="checkbox"/> 19"	<input type="checkbox"/> 19.5"	<input type="checkbox"/> 20"	<input type="checkbox"/> 20.5"
	6"	<input type="checkbox"/> 14"	<input type="checkbox"/> 14.5"	<input type="checkbox"/> 15"	<input type="checkbox"/> 15.5"	<input type="checkbox"/> 16"	<input type="checkbox"/> 16.5"	<input type="checkbox"/> 17"	<input type="checkbox"/> 17.5"	<input type="checkbox"/> 18"	<input type="checkbox"/> 18.5"	<input type="checkbox"/> 19"	<input type="checkbox"/> 19.5"	<input type="checkbox"/> 20"	<input type="checkbox"/> 20.5"	
<input type="checkbox"/> 1" Taper [TLFT01]	3"	<input type="checkbox"/> 14.5"	<input type="checkbox"/> 15"	<input type="checkbox"/> 15.5"	<input type="checkbox"/> 16"	<input type="checkbox"/> 16.5"	<input type="checkbox"/> 17"	<input type="checkbox"/> 17.5"	<input type="checkbox"/> 18"	<input type="checkbox"/> 18.5"	<input type="checkbox"/> 19"	<input type="checkbox"/> 19.5"	<input type="checkbox"/> 20"	<input type="checkbox"/> 20.5"		
	4"	<input type="checkbox"/> 15.5"	<input type="checkbox"/> 16"	<input type="checkbox"/> 16.5"	<input type="checkbox"/> 17"	<input type="checkbox"/> 17.5"	<input type="checkbox"/> 18"	<input type="checkbox"/> 18.5"	<input type="checkbox"/> 19"	<input type="checkbox"/> 19.5"	<input type="checkbox"/> 20"	<input type="checkbox"/> 20.5"				
	5"	<input type="checkbox"/> 16.5"	<input type="checkbox"/> 17"	<input type="checkbox"/> 17.5"	<input type="checkbox"/> 18"	<input type="checkbox"/> 18.5"	<input type="checkbox"/> 19"	<input type="checkbox"/> 19.5"	<input type="checkbox"/> 20"	<input type="checkbox"/> 20.5"						
	6"	<input type="checkbox"/> 17"	<input type="checkbox"/> 17.5"	<input type="checkbox"/> 18"	<input type="checkbox"/> 18.5"	<input type="checkbox"/> 19"	<input type="checkbox"/> 19.5"	<input type="checkbox"/> 20"	<input type="checkbox"/> 20.5"							



Phone (800) 981-1540 | Fax (715) 254-0996  
sales@kimobility.com | www.kimobility.com



Casters

		Caster Size				
		Price	3"	4"	5"	6"
Caster Type	.75" Rollerblade	N/C	<input type="checkbox"/> [TLCAS002]	<input type="checkbox"/> [TLCAS004]		
	.75" Lighted Rollerblade	£81	<input type="checkbox"/> [TLCAS001]	<input type="checkbox"/> [TLCAS005]	<input type="checkbox"/> [TLCAS033]	
	1" Poly	N/C		<input type="checkbox"/> [TLCAS006]	<input type="checkbox"/> [TLCAS010]	<input type="checkbox"/> [TLCAS014]
	1" Poly Aluminum	£97		<input type="checkbox"/> [TLCAS007]	<input type="checkbox"/> [TLCAS011]	
	1" Pneumatic	£103				<input type="checkbox"/> [TLCAS017]
	1.5" Poly	N/C		<input type="checkbox"/> [TLCAS032]	<input type="checkbox"/> [TLCAS025]	<input type="checkbox"/> [TLCAS026]
	1.5" Soft Roll Aluminum	£97	<input type="checkbox"/> [TLCAS003]	<input type="checkbox"/> [TLCAS009]	<input type="checkbox"/> [TLCAS013]	<input type="checkbox"/> [TLCAS016]

Fork Options

- ☐ Standard Fork [TLFRK001] N/C
- ☐ Single Sided Fork [TLFRK002] £121  
Not available with 6" Casters
- ☐ Frog Legs II Suspension System [TLCST014] £424  
Lightweight shock absorbing fork

Footrest

Footplates

- ☐ Tubular "Open" Footplate [TLFPL004] N/C  
Not available with footrest widths less than 9.5". See Reference G on page 7.
- ☐ Tubular Footplate with ABS Cover [TLFPL005] £86  
Not available with footrest widths less than 9.5". See Reference G on page 7.
- ☐ Aluminum Angle Adjustable [TLFPL006] £151
- ☐ Aluminum Angle Adjustable with Riser [TLFPL007] £151
- ☐ High Mount Aluminum Angle Adjustable [TLFPL008] £151
- ☐ Angle Adjustable Flip Under [TLFPL012] N/C  
Not available with footrest widths less than 9.5". See Reference G on page 7.
- ☐ High Mount Angle Adjustable Flip Under [TLFPL011] £272

Seat to Footrest Length

Measured from front edge of seat sling to top, rear of footrest. Footrest length at least 2.5" shorter than Front Seat Height recommended. See reference H on page 7.

<input type="checkbox"/> 5.5"	<input type="checkbox"/> 6"	<input type="checkbox"/> 6.5"	<input type="checkbox"/> 7"	<input type="checkbox"/> 7.5"	<input type="checkbox"/> 8"
<input type="checkbox"/> 8.5"	<input type="checkbox"/> 9"	<input type="checkbox"/> 9.5"	<input type="checkbox"/> 10"	<input type="checkbox"/> 10.5"	<input type="checkbox"/> 11"
<input type="checkbox"/> 11.5"	<input type="checkbox"/> 12"	<input type="checkbox"/> 12.5"	<input type="checkbox"/> 13"	<input type="checkbox"/> 13.5"	<input type="checkbox"/> 14"
<input type="checkbox"/> 14.5"	<input type="checkbox"/> 15"	<input type="checkbox"/> 15.5"	<input type="checkbox"/> 16"	<input type="checkbox"/> 16.5"	<input type="checkbox"/> 17"

Rear Seat Height and Wheels

Wheel Size / Rear Seat Height

Select Rear Seat Height in row corresponding to desired Wheel Size. For proper setup, selection is required when omitting rear wheels. Measured from floor to top of seat tube at front of back post. Rear Seat Height is custom to needs. See reference I on page 7.

Wheel Size	Rear Seat Height															
18"	<input type="checkbox"/> 11.5" <sup>1</sup>	<input type="checkbox"/> 12"	<input type="checkbox"/> 12.5"	<input type="checkbox"/> 13"	<input type="checkbox"/> 13.5"	<input type="checkbox"/> 14"	<input type="checkbox"/> 14.5"	<input type="checkbox"/> 15"	<input type="checkbox"/> 15.5"	<input type="checkbox"/> 16"	<input type="checkbox"/> 16.5"	<input type="checkbox"/> 17"	<input type="checkbox"/> 17.5"	<input type="checkbox"/> 18"	<input type="checkbox"/> 18.5"	<input type="checkbox"/> 19"
20"	<input type="checkbox"/> 12.5" <sup>1</sup>	<input type="checkbox"/> 13"	<input type="checkbox"/> 13.5"	<input type="checkbox"/> 14"	<input type="checkbox"/> 14.5"	<input type="checkbox"/> 15"	<input type="checkbox"/> 15.5"	<input type="checkbox"/> 16"	<input type="checkbox"/> 16.5"	<input type="checkbox"/> 17"	<input type="checkbox"/> 17.5"	<input type="checkbox"/> 18"	<input type="checkbox"/> 18.5"	<input type="checkbox"/> 19"	<input type="checkbox"/> 19.5"	<input type="checkbox"/> 20"
22"	<input type="checkbox"/> 13.5" <sup>1</sup>	<input type="checkbox"/> 14"	<input type="checkbox"/> 14.5"	<input type="checkbox"/> 15"	<input type="checkbox"/> 15.5"	<input type="checkbox"/> 16"	<input type="checkbox"/> 16.5"	<input type="checkbox"/> 17"	<input type="checkbox"/> 17.5"	<input type="checkbox"/> 18"	<input type="checkbox"/> 18.5"	<input type="checkbox"/> 19"	<input type="checkbox"/> 19.5"	<input type="checkbox"/> 20"		
24"	<input type="checkbox"/> 14.5" <sup>1</sup>	<input type="checkbox"/> 15"	<input type="checkbox"/> 15.5"	<input type="checkbox"/> 16"	<input type="checkbox"/> 16.5"	<input type="checkbox"/> 17"	<input type="checkbox"/> 17.5"	<input type="checkbox"/> 18"	<input type="checkbox"/> 18.5"	<input type="checkbox"/> 19"	<input type="checkbox"/> 19.5"	<input type="checkbox"/> 20"				

<sup>1</sup> Available only with Low Profile tires

Wheels

		Rear Wheel Size				
		Price	18"	20"	22"	24"
Rear Wheel	MAXX Spoke	N/C	<input type="checkbox"/> [TLWH1118]	<input type="checkbox"/> [TLWH1120]	<input type="checkbox"/> [TLWH1122]	<input type="checkbox"/> [TLWH1124]
	Mag	£121		<input type="checkbox"/> [TLWH1220]	<input type="checkbox"/> [TLWH1220]	<input type="checkbox"/> [TLWH1224]
	Spinergy Spox	£665		<input type="checkbox"/> [TLWHE420]	<input type="checkbox"/> [TLWHE422]	<input type="checkbox"/> [TLWHE424]



Phone (800) 981-1540 | Fax (715) 254-0996  
sales@kimobility.com | www.kimobility.com

Little Wave XP

## Spinergy Options

Select spoke color and handrim tab for Spinergy wheels

- ☐ Black Spokes [TLSSC001] \_\_\_\_\_ N/C
- ☐ Red Spokes [TLSSC002] ☐ Blue Spokes [TLSSC005] \_\_\_\_\_
- ☐ White Spokes [TLSSC003] \_\_\_\_\_ £91

## Rear Tire Type

- ☐ Full Poly 1 3/8" [TLTIR002] \_\_\_\_\_ N/C
- ☐ Low Poly 1" [TLTIR003] \_\_\_\_\_ N/C
- ☐ Pneumatic with Airless Insert [TLTIR004] \_\_\_\_\_ £110
- ☐ Street Pneumatic 1 3/8" [TLTIR001] \_\_\_\_\_ N/C
- ☐ High Pressure 1" [TLTIR006] \_\_\_\_\_ N/C
- Not available on Mag wheel or 18" wheel size*
- ☐ Schwalbe Marathon Plus Evolution 1" [TLTIR010] \_\_\_\_\_ £110
- Available only on 24" MAXX Spoke or Spinergy wheels*

## Handrims

### Standard Handrims

- ☐ Aluminum Anodized [TLHRM001] \_\_\_\_\_ N/C
- ☐ Plastic Coated [TLHRM002] \_\_\_\_\_ £121
- ☐ Projection (8 Vertical Projections) [TLHRM003] \_\_\_\_\_ £272
- Available only with full profile tires in combination with 22", 24", and 26" MAXX Spoke wheels, or 22" and 24" Mag wheels*
- ☐ Omit Handrim [TLHRM012] \_\_\_\_\_ N/C

### Ergonomic Handrims

Not available with 20" or 26" wheels

- ☐ Ergo Lite Regular Grip [TLHRM005] \_\_\_\_\_ £272
- ☐ Ergo Standard Regular Grip [TLHRM008] \_\_\_\_\_ £272
- ☐ Ergo Lite Extra Grip [TLHRM006] \_\_\_\_\_ £272
- ☐ Ergo Standard Extra Grip [TLHRM009] \_\_\_\_\_ £272
- ☐ Ergo Lite Omit Grip [TLHRM004] \_\_\_\_\_ £272
- ☐ Ergo Standard Omit Grip [TLHRM007] \_\_\_\_\_ £272

## Handrim Options

### Handrim Mount

If no selection is made, Standard Mount will be used. Reduces overall width by .75.

- ☐ Close Mount [TLTAB001] \_\_\_\_\_ N/C
- ☐ 3M Micro Grip [TLACC006] \_\_\_\_\_ £91
- Not available on Plastic Coated or Projection Handrims*

## Rear Wheel Spacing

Measured from outside of back to inside of rear tire. Adjustable out 1/2" from setting. 1.5" minimum Rear Wheel Spacing with Height Adjustable T-Arm Armrest, 1.25" minimum with Height Adjustable Pediatric Desk Armrest, 1" minimum with 0° Rear Wheel Camber. See reference K on page 7. No selection needed with Wheelchair Drive Ready option.

- ☐ 0.75" [TLWS075] ☐ 1" [TLWS100] ☐ 1.25" [TLWS125] \_\_\_\_\_
- ☐ 1.5" [TLWS150] ☐ 1.75" [TLWS175] \_\_\_\_\_ N/C

## Rear Wheel Camber

- ☐ 0° [TLWC00] ☐ 2° [TLWC02] ☐ 4° [TLWC04] ☐ 6° [TLWC06] \_\_\_\_\_
- ☐ 8° [TLWC08] \_\_\_\_\_ N/C

## Wheelchair Drive Ready

Chair will ship from Ki Mobility with adaption kit installed for selected Alber system. Order system separately from Alber USA. Select Rear Seat Height (full profile selections only) in drive wheel size on Rear Seat Height chart (page 3). Requires Rear Anti-Tips. Not available with 5th Wheel or Spinergy wheels.

- ☐ e-motion Ready [TLWDR001] \_\_\_\_\_ £75
- ☐ twion Ready [TLWDR002] \_\_\_\_\_ £75
- ☐ 0 Degree Camber [TLWDR003] \_\_\_\_\_ N/C
- ☐ 3 Degree Camber [TLWDR004] \_\_\_\_\_ N/C

## Center of Gravity presets

Measured from front of back post to center of rear axle. 0" indicates axle will be directly under back post. See reference J on page 7.

Amputee Positions			
<input type="checkbox"/> -1.5" [TLCGA150]	<input type="checkbox"/> -1.25" [TLCGA125]	<input type="checkbox"/> -1" [TLCGA100]	<input type="checkbox"/> -.75" [TLCGA075]
<input type="checkbox"/> -.5" [TLCGA050]	<input type="checkbox"/> -.25" [TLCGA025]	<input type="checkbox"/> 0" [TLCGS000]	<input type="checkbox"/> .25" [TLCGS025]
Standard Positions			
<input type="checkbox"/> .5" [TLCGS050]	<input type="checkbox"/> .75" [TLCGS075]	<input type="checkbox"/> 1" [TLCGS100]	<input type="checkbox"/> 1.25" [TLCGS125]
<input type="checkbox"/> 1.5" [TLCGS150]	<input type="checkbox"/> 1.75" [TLCGS175]	<input type="checkbox"/> 2" [TLCGS200]	<input type="checkbox"/> 2.25" [TLCGS225]
<input type="checkbox"/> 2.5" [TLCGS250]	<input type="checkbox"/> 2.75" [TLCGS275]	<input type="checkbox"/> 3" [TLCGS300]	<input type="checkbox"/> 3.25" [TLCGS325]
<input type="checkbox"/> 3.5" [TLCGS350]	<input type="checkbox"/> 3.75" [TLCGS375]	<input type="checkbox"/> 4" [TLCGS400]	<input type="checkbox"/> 4.25" [TLCGS425]

## Axles

No selection needed with Drum Brake

- ☐ Quick Release [TLAXO003] \_\_\_\_\_ N/C
- ☐ Quad Quick Release [TLAXO001] \_\_\_\_\_
- Not available with Mag or Spinergy wheels* £182

## Wheel Locks

Wheel Lock	
<input type="checkbox"/> Push to Lock [TLWLK002]	N/C
<input type="checkbox"/> Pull to Lock [TLWLK003]	N/C
<input type="checkbox"/> Low Profile Scissor Lock [TLWLK012]	£55
<input type="checkbox"/> Drum Brake [TLWLK015]	£532
Available only with 20", 22" and 24" MAXX Spoke wheels. Not available with Fold Down Push Handles or Ergo and Single Stroller Handles without integrated push handles. Axle is Quick Release.	
<input type="checkbox"/> Dual - Drum Brake with Push to Lock [TLWLK016]	£653
Available only with 20", 22" and 24" MAXX Spoke wheels. Not available with Fold Down Push Handles or Ergo and Single Stroller Handles without integrated push handles. Axle is Quick Release.	
<input type="checkbox"/> Dual - Drum Brake with Pull to Lock [TLWLK017]	£653
Available only with 20", 22" and 24" MAXX Spoke wheels. Not available with Fold Down Push Handles or Ergo and Single Stroller Handles without integrated push handles. Axle is Quick Release.	
<input type="checkbox"/> Omit [TLWLK008]	N/C

Wheel Lock Options	
<input type="checkbox"/> Extension Handles [TLWLK004]	£49
Available only with Push to Lock or Pull to Lock Wheel Locks	
<input type="checkbox"/> Grade Aids [TLWLK009]	£145
Available only with Push to Lock Wheel Locks and Pneumatic or Pneumatic w/ Airless Insert tires	

## Armrests

Armrest Type	Length	Price	Armrest Type		Price
Height Adjustable T-Arm Tall (11.5"-15") <sup>1,3</sup>	Desk <input type="checkbox"/> [TLARM039]	£266	Height Adjustable Pediatric Desk (6.5" - 10") <sup>7,8</sup>	<input type="checkbox"/> [TLARM014]	£242
	Full <input type="checkbox"/> [TLARM040]				
Height Adjustable T-Arm (8.5"-13.5") <sup>1,3</sup>	Desk <input type="checkbox"/> [TLARM003]	£266	Tubular Flip Up <sup>5,9,10,11</sup>	<input type="checkbox"/> [TLARM015]	£61
	Full <input type="checkbox"/> [TLARM004]				
Height Adjustable T-Arm Low (6.5"-10.5") <sup>2,3,4</sup>	Desk <input type="checkbox"/> [TLARM022]	£266	Swing Away (8.5"-12.5") <sup>9,11,12</sup>	<input type="checkbox"/> [TLARM002]	£194
	Full <input type="checkbox"/> [TLARM023]				
Angle Adjustable Locking Extendable Flip Up <sup>5,6</sup>	Desk <input type="checkbox"/> [TLARM010]	N/C	Omit Armrests	<input type="checkbox"/> [TLARM007]	N/C
	Full <input type="checkbox"/> [TLARM011]				

<sup>1</sup> Not available with Seat Depths less than 13"  
<sup>2</sup> Not available with Seat Depths less than 12"  
<sup>3</sup> 1.5" minimum Rear Wheel Spacing  
<sup>4</sup> If requested configuration is unavailable, Standard Height T-Arm will be used  
<sup>5</sup> Requires Fixed Height Backrest and Adjustable Height Rigidizer Bar  
<sup>6</sup> Not available with back heights less than 12"  
<sup>7</sup> Best fit with Seat Depths less than 14"  
<sup>8</sup> 1.25" minimum Rear Wheel Spacing  
<sup>9</sup> Not available with Arm Pads  
<sup>10</sup> Not available with Back Heights less than 13"  
<sup>11</sup> Not available with Offset  
<sup>12</sup> Not available with Transit System AND more than 2" Adjustable Depth

### Arm Pads

*Not available with Tubular Flip Up or Swing Away Armrests. Full Arm Pads not available with Height Adjustable Pediatric Desk Armrests.*

<input type="checkbox"/> Standard Arm Pad [TLARM026]	N/C
<input type="checkbox"/> Waterfall Arm Pad [TLARM020]	£30
<i>Not available with Angle Adjustable Locking Extendable Flip Up Armrests</i>	
<input type="checkbox"/> Foam Grip [TLARM025]	N/C
<i>Available only with Angle Adjustable Locking Extendable Flip Up Armrest</i>	

## Side Guards

*Not available with T-Arms or Height Adjustable Pediatric Desk Armrests*

Direct Mount Side Guards		Clamp-On Mount Side Guards	
<input type="checkbox"/> Composite Side Guards - Adult - Direct Mount Receiver [TLSDG002]	£140	<input type="checkbox"/> Aluminum Adjustable Fender w/Foam Pad - Clamp-On Receiver - Black [TLSDG017]	£296
<input type="checkbox"/> Composite Side Guards - Pediatric - Direct Mount Receiver [TLSDG001]	£140	<input type="checkbox"/> Aluminum Adjustable Fender w/Foam Pad - Clamp-On Receiver [TLSDG018]	£357
		<i>Not available with Hydrographics</i>	

## Accessories

5th Wheel		Anti-Tip	
<i>Rotating removable rear caster. See reference L on page 7.</i>		<input type="checkbox"/> Rear Anti-Tips [TLATP001]	£212
<input type="checkbox"/> Standard 5th Wheel [TLATP002]	£206	<input type="checkbox"/> Omit [TLATP000]	N/C
<input type="checkbox"/> Dynamic 5th Wheel [TLATP004]	£206		
<input type="checkbox"/> Soft Elastomer [TLELA001]	N/C		
<i>Both elastomers are included; the selected elastomer will be installed</i>			
<input type="checkbox"/> Firm Elastomer [TLELA002]	N/C		
<i>Both elastomers are included; the selected elastomer will be installed</i>			
Calf Strap			
<input type="checkbox"/> Velcro Adjustable [TLACC002]	N/C		
<input type="checkbox"/> Padded Velcro Adjustable [TLACC003]	£67		
<input type="checkbox"/> Padded Airmesh Calf Strap [TLACC010]	£103		



Phone (800) 981-1540 | Fax (715) 254-0996  
sales@kimobility.com | www.kimobility.com

Little Wave XP

### Pelvic Positioning Belt

<input type="checkbox"/> 1" Auto Buckle Pelvic Positioning Belt [TLPOB004]	£55
<input type="checkbox"/> 1" Padded Auto Buckle Pelvic Positioning Belt [TLPOB005]	£151
<input type="checkbox"/> 1 1/2" Auto Buckle Pelvic Positioning Belt [TLPOB001]	£55
<input type="checkbox"/> 1 1/2" Padded Auto Buckle Pelvic Positioning Belt [TLPOB002]	£151
<input type="checkbox"/> Small Flex-Mount Positioning Belt (16-24") [TLPOB007]	£188
<input type="checkbox"/> Medium Flex-Mount Positioning Belt (19-29") [TLPOB008]	£188
<input type="checkbox"/> Large Flex-Mount Positioning Belt (25-37") [TLPOB009]	£188

### Belt Mounting Kit

<input type="checkbox"/> Ki Mobility Belt Mounting Clamp [TLACC023]	£37
<input type="checkbox"/> Bodypoint Belt Mounting Bracket Kit [TLACC013]	£103

### Other Accessories

<input type="checkbox"/> Tool Kit [TLACC005]	£20
<input type="checkbox"/> Removable Underseat Pouch [TLACC015]	£30
<input type="checkbox"/> Pediatric Ki Mobility Backpack [TLACC026]	£100
<input type="checkbox"/> Ki Mobility Backpack [TLACC009]	£100
<i>Best fit on chairs more than 10" wide</i>	
<input type="checkbox"/> Luggage Carrier [TLACC025]	£73
<input type="checkbox"/> Black Neoprene Impact Guards [TLIMG001]	£86
<input type="checkbox"/> Clear Spoke Guards [TLSPG001]	£151
<i>Not available with Mag wheel</i>	
<input type="checkbox"/> Black Spoke Guards [TLSPG002]	£151
<i>Not available with 18" or 20" wheel sizes or Mag wheel</i>	
<input type="checkbox"/> Cane and Crutch Holder [TLACC007]	£91

## Frame Color

### Gloss Finish

<input type="checkbox"/> Black [TLFCS001]	N/C
<input type="checkbox"/> Candy Blue [TLFCS012]	N/C
<input type="checkbox"/> Candy Purple [TLFCS010]	N/C
<input type="checkbox"/> Candy Red [TLFCS003]	N/C
<input type="checkbox"/> Granny Smith [TLFCS008]	N/C
<input type="checkbox"/> Metallic Orange [TLFCS032]	N/C
<input type="checkbox"/> Yellow [TLFCS029]	N/C
<input type="checkbox"/> Opalescent Violet [TLFCS057]	N/C
<input type="checkbox"/> Radiant Orange [TLFCS056]	N/C
<input type="checkbox"/> Electric Green [TLFCS055]	N/C
<input type="checkbox"/> Glacier Blue [TLFCS054]	N/C
<input type="checkbox"/> Dark Pink [TLFCS053]	N/C
<input type="checkbox"/> Light Pink [TLFCS052]	N/C
<input type="checkbox"/> Rich Teal [TLFCS061]	N/C
<input type="checkbox"/> Purple Plum [TLFCS066]	N/C

### Matte Finish

<input type="checkbox"/> Charcoal Gray [TLFCS031]	N/C
<input type="checkbox"/> Iridescent Burgundy [TLFCS021]	N/C
<input type="checkbox"/> Iridescent Navy [TLFCS016]	N/C
<input type="checkbox"/> Royal Blue [TLFCS023]	N/C
<input type="checkbox"/> Shadow Black [TLFCS015]	N/C
<input type="checkbox"/> Bright Red [TLFCS062]	N/C
<input type="checkbox"/> White [TLFCS060]	N/C
<input type="checkbox"/> Dry Earth Tan [TLFCS059]	N/C
<input type="checkbox"/> Tactical Green [TLFCS058]	N/C

### Metallic Finish

<input type="checkbox"/> Blue Steel [TLFCS051]	N/C
--	-----

## References

### A. Seat Width *See Diagram 1*

Measured from outside of frame tube on one side to outside of frame tube on other side.

### B. Seat Depth *See Diagram 3*

Measured from front of back posts to front edge of seat sling. Seat sling starts at beginning of bend at front of frame.

### C. Sling Position *See Diagram 2*

In Performance Position (0°), sling is at front of frame to keep chair shorter and more maneuverable. The 1" or 2" seat sling position extends the frame in front of the sling by that amount. Adding more frame can improve stability and provide support to aid in transfers.

### D. Front Frame Bend *See Diagram 3*

Angle between front seat tube and ground.

### E. Footrest Taper *See Diagram 1*

Indicates bend of front frame creating footrest. Taper is measured from outside of seat frame to outside of front tube.

### F. Front Seat Height *See Diagram 1*

Measured from floor to top of seat tube at front of seat sling.

### G. Footrest Width *See Diagram 1*

Measured from inside of front tube to inside of front tube on other side. Footrest width is listed below for each seat width and taper.

Seat Width	Straight	1" Taper
Outside Measurement	2" Narrower than Seat Width	4" Narrower than Seat Width
10"	7.5"	
11"	8.5"	
12"	9.5"	
13"	10.5"	7.5"
14"	11.5"	8.5"
15"	12.5"	10.5"
16"	13.5"	11.5"

### H. Seat to Footrest Length *See Diagram 3*

Measured from front edge of seat sling to top rear of footrest. Footrest length of at least 2.5" shorter than front seat height recommended.

### I. Rear Seat Height *See Diagram 3*

Measured from floor to top of seat tube at front of back post. Rear seat height is custom to needs.

### J. Center of Gravity Preset *See Diagram 3*

Measured from front of back post to center of rear axle. 0" indicates axle will be directly under back post.

### K. Rear Wheel Spacing *See Diagram 1*

Measured from outside of seat back to inside of rear tire. Adjustable out .5" from setting.

### L. 5th Wheel *See Diagram 4*

Rotating removable 5th wheel allows for aggressive center of gravity positioning of the rear wheels.

Diagram 1

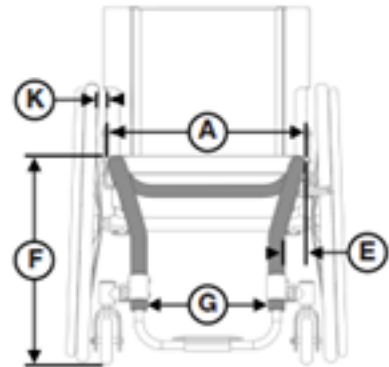


Diagram 2

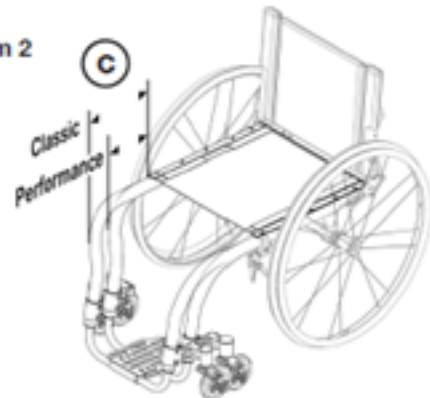


Diagram 3

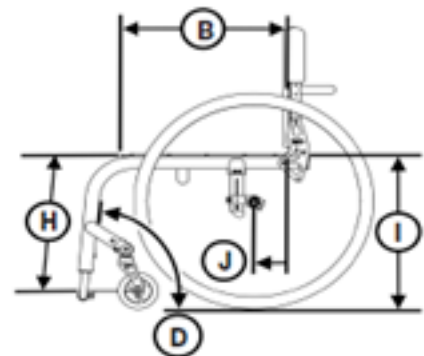


Diagram 4







Phone (800) 981-1540 | Fax (715) 254-0996  
sales@kimobility.com | www.kimobility.com



## Axiom for Kids P - Positioning Cushion

*Weight Capacity 165 lbs / 75 kg. Cushion includes 2 outer covers of the selected color. Cover Color Code Black=BLK, Blue=BLU, Purple=PUR.*

Width		8"	9"	10"	11"	12"	13"	14"	15"	16"
Retail		£300								
Depth	8"	<input type="checkbox"/> PXP0808BLK	<input type="checkbox"/> PXP0908BLK	<input type="checkbox"/> PXP1008BLK						
		<input type="checkbox"/> PXP0808BLU	<input type="checkbox"/> PXP0908BLU	<input type="checkbox"/> PXP1008BLU						
		<input type="checkbox"/> PXP0808PUR	<input type="checkbox"/> PXP0908PUR	<input type="checkbox"/> PXP1008PUR						
	9"	<input type="checkbox"/> PXP0809BLK	<input type="checkbox"/> PXP0909BLK	<input type="checkbox"/> PXP1009BLK	<input type="checkbox"/> PXP1109BLK					
		<input type="checkbox"/> PXP0809BLU	<input type="checkbox"/> PXP0909BLU	<input type="checkbox"/> PXP1009BLU	<input type="checkbox"/> PXP1109BLU					
		<input type="checkbox"/> PXP0809PUR	<input type="checkbox"/> PXP0909PUR	<input type="checkbox"/> PXP1009PUR	<input type="checkbox"/> PXP1109PUR					
	10"	<input type="checkbox"/> PXP0810BLK	<input type="checkbox"/> PXP0910BLK	<input type="checkbox"/> PXP1010BLK	<input type="checkbox"/> PXP1110BLK	<input type="checkbox"/> PXP1210BLK	<input type="checkbox"/> PXP1310BLK			
		<input type="checkbox"/> PXP0810BLU	<input type="checkbox"/> PXP0910BLU	<input type="checkbox"/> PXP1010BLU	<input type="checkbox"/> PXP1110BLU	<input type="checkbox"/> PXP1210BLU	<input type="checkbox"/> PXP1310BLU			
		<input type="checkbox"/> PXP0810PUR	<input type="checkbox"/> PXP0910PUR	<input type="checkbox"/> PXP1010PUR	<input type="checkbox"/> PXP1110PUR	<input type="checkbox"/> PXP1210PUR	<input type="checkbox"/> PXP1310PUR			
	11"			<input type="checkbox"/> PXP1011BLK	<input type="checkbox"/> PXP1111BLK	<input type="checkbox"/> PXP1211BLK	<input type="checkbox"/> PXP1311BLK	<input type="checkbox"/> PXP1411BLK		
				<input type="checkbox"/> PXP1011BLU	<input type="checkbox"/> PXP1111BLU	<input type="checkbox"/> PXP1211BLU	<input type="checkbox"/> PXP1311BLU	<input type="checkbox"/> PXP1411BLU		
				<input type="checkbox"/> PXP1011PUR	<input type="checkbox"/> PXP1111PUR	<input type="checkbox"/> PXP1211PUR	<input type="checkbox"/> PXP1311PUR	<input type="checkbox"/> PXP1411PUR		
	12"			<input type="checkbox"/> PXP1012BLK	<input type="checkbox"/> PXP1112BLK	<input type="checkbox"/> PXP1212BLK	<input type="checkbox"/> PXP1312BLK	<input type="checkbox"/> PXP1412BLK		
				<input type="checkbox"/> PXP1012BLU	<input type="checkbox"/> PXP1112BLU	<input type="checkbox"/> PXP1212BLU	<input type="checkbox"/> PXP1312BLU	<input type="checkbox"/> PXP1412BLU		
				<input type="checkbox"/> PXP1012PUR	<input type="checkbox"/> PXP1112PUR	<input type="checkbox"/> PXP1212PUR	<input type="checkbox"/> PXP1312PUR	<input type="checkbox"/> PXP1412PUR		
	13"			<input type="checkbox"/> PXP1013BLK	<input type="checkbox"/> PXP1113BLK	<input type="checkbox"/> PXP1213BLK	<input type="checkbox"/> PXP1313BLK	<input type="checkbox"/> PXP1413BLK	<input type="checkbox"/> PXP1513BLK	
				<input type="checkbox"/> PXP1013BLU	<input type="checkbox"/> PXP1113BLU	<input type="checkbox"/> PXP1213BLU	<input type="checkbox"/> PXP1313BLU	<input type="checkbox"/> PXP1413BLU	<input type="checkbox"/> PXP1513BLU	
				<input type="checkbox"/> PXP1013PUR	<input type="checkbox"/> PXP1113PUR	<input type="checkbox"/> PXP1213PUR	<input type="checkbox"/> PXP1313PUR	<input type="checkbox"/> PXP1413PUR	<input type="checkbox"/> PXP1513PUR	
	14"			<input type="checkbox"/> PXP1014BLK	<input type="checkbox"/> PXP1114BLK	<input type="checkbox"/> PXP1214BLK	<input type="checkbox"/> PXP1314BLK	<input type="checkbox"/> PXP1414BLK	<input type="checkbox"/> PXP1514BLK	<input type="checkbox"/> PXP1614BLK
				<input type="checkbox"/> PXP1014BLU	<input type="checkbox"/> PXP1114BLU	<input type="checkbox"/> PXP1214BLU	<input type="checkbox"/> PXP1314BLU	<input type="checkbox"/> PXP1414BLU	<input type="checkbox"/> PXP1514BLU	<input type="checkbox"/> PXP1614BLU
				<input type="checkbox"/> PXP1014PUR	<input type="checkbox"/> PXP1114PUR	<input type="checkbox"/> PXP1214PUR	<input type="checkbox"/> PXP1314PUR	<input type="checkbox"/> PXP1414PUR	<input type="checkbox"/> PXP1514PUR	<input type="checkbox"/> PXP1614PUR
	15"					<input type="checkbox"/> PXP1215BLK	<input type="checkbox"/> PXP1315BLK	<input type="checkbox"/> PXP1415BLK	<input type="checkbox"/> PXP1515BLK	<input type="checkbox"/> PXP1615BLK
						<input type="checkbox"/> PXP1215BLU	<input type="checkbox"/> PXP1315BLU	<input type="checkbox"/> PXP1415BLU	<input type="checkbox"/> PXP1515BLU	<input type="checkbox"/> PXP1615BLU
						<input type="checkbox"/> PXP1215PUR	<input type="checkbox"/> PXP1315PUR	<input type="checkbox"/> PXP1415PUR	<input type="checkbox"/> PXP1515PUR	<input type="checkbox"/> PXP1615PUR
	16"					<input type="checkbox"/> PXP1216BLK	<input type="checkbox"/> PXP1316BLK	<input type="checkbox"/> PXP1416BLK	<input type="checkbox"/> PXP1516BLK	<input type="checkbox"/> PXP1616BLK
						<input type="checkbox"/> PXP1216BLU	<input type="checkbox"/> PXP1316BLU	<input type="checkbox"/> PXP1416BLU	<input type="checkbox"/> PXP1516BLU	<input type="checkbox"/> PXP1616BLU
						<input type="checkbox"/> PXP1216PUR	<input type="checkbox"/> PXP1316PUR	<input type="checkbox"/> PXP1416PUR	<input type="checkbox"/> PXP1516PUR	<input type="checkbox"/> PXP1616PUR
	17"						<input type="checkbox"/> PXP1317BLK	<input type="checkbox"/> PXP1417BLK	<input type="checkbox"/> PXP1517BLK	<input type="checkbox"/> PXP1617BLK
							<input type="checkbox"/> PXP1317BLU	<input type="checkbox"/> PXP1417BLU	<input type="checkbox"/> PXP1517BLU	<input type="checkbox"/> PXP1617BLU
							<input type="checkbox"/> PXP1317PUR	<input type="checkbox"/> PXP1417PUR	<input type="checkbox"/> PXP1517PUR	<input type="checkbox"/> PXP1617PUR
	18"						<input type="checkbox"/> PXP1318BLK	<input type="checkbox"/> PXP1418BLK	<input type="checkbox"/> PXP1518BLK	<input type="checkbox"/> PXP1618BLK
							<input type="checkbox"/> PXP1318BLU	<input type="checkbox"/> PXP1418BLU	<input type="checkbox"/> PXP1518BLU	<input type="checkbox"/> PXP1618BLU
							<input type="checkbox"/> PXP1318PUR	<input type="checkbox"/> PXP1418PUR	<input type="checkbox"/> PXP1518PUR	<input type="checkbox"/> PXP1618PUR





Phone (800) 981-1540 | Fax (715) 254-0996  
sales@kimobility.com | www.kimobility.com



## Axiom for Kids SP - Skin Protection and Positioning Cushion

**Weight Capacity 165 lbs. / 75 kg. Cushion includes 2 outer covers of the selected color. Cover Color Code Black=BLK, Blue=BLU, Purple=PUR.**

Width		8"	9"	10"	11"	12"	13"	14"	15"	16"
Retail		£425								
Depth	8"	<input type="checkbox"/> PXSP0808BLK	<input type="checkbox"/> PXSP0908BLK	<input type="checkbox"/> PXSP1008BLK						
		<input type="checkbox"/> PXSP0808BLU	<input type="checkbox"/> PXSP0908BLU	<input type="checkbox"/> PXSP1008BLU						
		<input type="checkbox"/> PXSP0808PUR	<input type="checkbox"/> PXSP0908PUR	<input type="checkbox"/> PXSP1008PUR						
	9"	<input type="checkbox"/> PXSP0809BLK	<input type="checkbox"/> PXSP0909BLK	<input type="checkbox"/> PXSP1009BLK	<input type="checkbox"/> PXSP1109BLK					
		<input type="checkbox"/> PXSP0809BLU	<input type="checkbox"/> PXSP0909BLU	<input type="checkbox"/> PXSP1009BLU	<input type="checkbox"/> PXSP1109BLU					
		<input type="checkbox"/> PXSP0809PUR	<input type="checkbox"/> PXSP0909PUR	<input type="checkbox"/> PXSP1009PUR	<input type="checkbox"/> PXSP1109PUR					
	10"	<input type="checkbox"/> PXSP0810BLK	<input type="checkbox"/> PXSP0910BLK	<input type="checkbox"/> PXSP1010BLK	<input type="checkbox"/> PXSP1110BLK	<input type="checkbox"/> PXSP1210BLK	<input type="checkbox"/> PXSP1310BLK			
		<input type="checkbox"/> PXSP0810BLU	<input type="checkbox"/> PXSP0910BLU	<input type="checkbox"/> PXSP1010BLU	<input type="checkbox"/> PXSP1110BLU	<input type="checkbox"/> PXSP1210BLU	<input type="checkbox"/> PXSP1310BLU			
		<input type="checkbox"/> PXSP0810PUR	<input type="checkbox"/> PXSP0910PUR	<input type="checkbox"/> PXSP1010PUR	<input type="checkbox"/> PXSP1110PUR	<input type="checkbox"/> PXSP1210PUR	<input type="checkbox"/> PXSP1310PUR			
	11"			<input type="checkbox"/> PXSP1011BLK	<input type="checkbox"/> PXSP1111BLK	<input type="checkbox"/> PXSP1211BLK	<input type="checkbox"/> PXSP1311BLK	<input type="checkbox"/> PXSP1411BLK		
				<input type="checkbox"/> PXSP1011BLU	<input type="checkbox"/> PXSP1111BLU	<input type="checkbox"/> PXSP1211BLU	<input type="checkbox"/> PXSP1311BLU	<input type="checkbox"/> PXSP1411BLU		
				<input type="checkbox"/> PXSP1011PUR	<input type="checkbox"/> PXSP1111PUR	<input type="checkbox"/> PXSP1211PUR	<input type="checkbox"/> PXSP1311PUR	<input type="checkbox"/> PXSP1411PUR		
	12"			<input type="checkbox"/> PXSP1012BLK	<input type="checkbox"/> PXSP1112BLK	<input type="checkbox"/> PXSP1212BLK	<input type="checkbox"/> PXSP1312BLK	<input type="checkbox"/> PXSP1412BLK		
				<input type="checkbox"/> PXSP1012BLU	<input type="checkbox"/> PXSP1112BLU	<input type="checkbox"/> PXSP1212BLU	<input type="checkbox"/> PXSP1312BLU	<input type="checkbox"/> PXSP1412BLU		
				<input type="checkbox"/> PXSP1012PUR	<input type="checkbox"/> PXSP1112PUR	<input type="checkbox"/> PXSP1212PUR	<input type="checkbox"/> PXSP1312PUR	<input type="checkbox"/> PXSP1412PUR		
	13"			<input type="checkbox"/> PXSP1013BLK	<input type="checkbox"/> PXSP1113BLK	<input type="checkbox"/> PXSP1213BLK	<input type="checkbox"/> PXSP1313BLK	<input type="checkbox"/> PXSP1413BLK	<input type="checkbox"/> PXSP1513BLK	
				<input type="checkbox"/> PXSP1013BLU	<input type="checkbox"/> PXSP1113BLU	<input type="checkbox"/> PXSP1213BLU	<input type="checkbox"/> PXSP1313BLU	<input type="checkbox"/> PXSP1413BLU	<input type="checkbox"/> PXSP1513BLU	
				<input type="checkbox"/> PXSP1013PUR	<input type="checkbox"/> PXSP1113PUR	<input type="checkbox"/> PXSP1213PUR	<input type="checkbox"/> PXSP1313PUR	<input type="checkbox"/> PXSP1413PUR	<input type="checkbox"/> PXSP1513PUR	
	14"			<input type="checkbox"/> PXSP1014BLK	<input type="checkbox"/> PXSP1114BLK	<input type="checkbox"/> PXSP1214BLK	<input type="checkbox"/> PXSP1314BLK	<input type="checkbox"/> PXSP1414BLK	<input type="checkbox"/> PXSP1514BLK	<input type="checkbox"/> PXSP1614BLK
				<input type="checkbox"/> PXSP1014BLU	<input type="checkbox"/> PXSP1114BLU	<input type="checkbox"/> PXSP1214BLU	<input type="checkbox"/> PXSP1314BLU	<input type="checkbox"/> PXSP1414BLU	<input type="checkbox"/> PXSP1514BLU	<input type="checkbox"/> PXSP1614BLU
				<input type="checkbox"/> PXSP1014PUR	<input type="checkbox"/> PXSP1114PUR	<input type="checkbox"/> PXSP1214PUR	<input type="checkbox"/> PXSP1314PUR	<input type="checkbox"/> PXSP1414PUR	<input type="checkbox"/> PXSP1514PUR	<input type="checkbox"/> PXSP1614PUR
	15"					<input type="checkbox"/> PXSP1215BLK	<input type="checkbox"/> PXSP1315BLK	<input type="checkbox"/> PXSP1415BLK	<input type="checkbox"/> PXSP1515BLK	<input type="checkbox"/> PXSP1615BLK
						<input type="checkbox"/> PXSP1215BLU	<input type="checkbox"/> PXSP1315BLU	<input type="checkbox"/> PXSP1415BLU	<input type="checkbox"/> PXSP1515BLU	<input type="checkbox"/> PXSP1615BLU
						<input type="checkbox"/> PXSP1215PUR	<input type="checkbox"/> PXSP1315PUR	<input type="checkbox"/> PXSP1415PUR	<input type="checkbox"/> PXSP1515PUR	<input type="checkbox"/> PXSP1615PUR
	16"					<input type="checkbox"/> PXSP1216BLK	<input type="checkbox"/> PXSP1316BLK	<input type="checkbox"/> PXSP1416BLK	<input type="checkbox"/> PXSP1516BLK	<input type="checkbox"/> PXSP1616BLK
						<input type="checkbox"/> PXSP1216BLU	<input type="checkbox"/> PXSP1316BLU	<input type="checkbox"/> PXSP1416BLU	<input type="checkbox"/> PXSP1516BLU	<input type="checkbox"/> PXSP1616BLU
						<input type="checkbox"/> PXSP1216PUR	<input type="checkbox"/> PXSP1316PUR	<input type="checkbox"/> PXSP1416PUR	<input type="checkbox"/> PXSP1516PUR	<input type="checkbox"/> PXSP1616PUR
	17"						<input type="checkbox"/> PXSP1317BLK	<input type="checkbox"/> PXSP1417BLK	<input type="checkbox"/> PXSP1517BLK	<input type="checkbox"/> PXSP1617BLK
							<input type="checkbox"/> PXSP1317BLU	<input type="checkbox"/> PXSP1417BLU	<input type="checkbox"/> PXSP1517BLU	<input type="checkbox"/> PXSP1617BLU
							<input type="checkbox"/> PXSP1317PUR	<input type="checkbox"/> PXSP1417PUR	<input type="checkbox"/> PXSP1517PUR	<input type="checkbox"/> PXSP1617PUR
	18"						<input type="checkbox"/> PXSP1318BLK	<input type="checkbox"/> PXSP1418BLK	<input type="checkbox"/> PXSP1518BLK	<input type="checkbox"/> PXSP1618BLK
							<input type="checkbox"/> PXSP1318BLU	<input type="checkbox"/> PXSP1418BLU	<input type="checkbox"/> PXSP1518BLU	<input type="checkbox"/> PXSP1618BLU
							<input type="checkbox"/> PXSP1318PUR	<input type="checkbox"/> PXSP1418PUR	<input type="checkbox"/> PXSP1518PUR	<input type="checkbox"/> PXSP1618PUR

### Accessories

#### Extra Cover

- ☐ Extra Cover Black £85  
☐ Extra Cover Blue £85  
☐ Extra Cover Purple £85

#### Solid Seat Insert

- ☐ Solid Seat Insert £85



Phone (800) 981-1540 | Fax (715) 254-0996  
sales@kimobility.com | www.kimobility.com

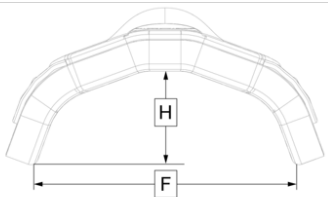


Axiom for Kids Back Width (all models)	Fits back Frame Widths
10" (25.5 cm)	9" - 11" (23 cm - 28 cm)
12" (30.5 cm)	11" - 13" (28 cm - 33 cm)
14" (35.5 cm)	13" - 15" (33 cm - 38 cm)
16" (40.5 cm)	15" - 17" (38 cm - 43 cm)



## Axiom for Kids PL - Posterior Lateral Back

<b>Back Width</b>	10" (25.5 cm)	12" (30.5 cm)	14" (35.5 cm)	16" (40.5 cm)
<b>Fits Back Frame Widths:</b>	9"-11" (23 cm - 28 cm)	11"-13" (28 cm - 33 cm)	13"-15" (33 cm - 38 cm)	15"-17" (38 cm - 43 cm)
<b>Actual Back Width (F):</b>	10" (25.5 cm)	12" (30.5 cm)	14" (35.5 cm)	16" (40.5 cm)
<b>Fits Trunk Widths (F):</b>	10" (25.5 cm)	12" (30.5 cm)	14" (35.5 cm)	16" (40.5 cm)
<b>Contour Depth (H):</b>	3" (7.5 cm)	3" (7.5 cm)	3" (7.5 cm)	3" (7.5 cm)



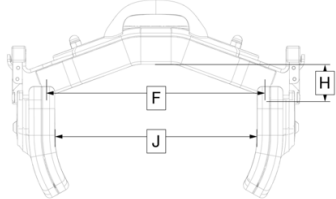
### Back

Includes Lumbar Pad. Weight capacity 165 lbs. (75 kg). Includes Axiom DEX for Kids Hardware.

		Width			
		10	12	14	16
Retail		£550			
Height	10	<input type="checkbox"/> PXPL1010			
	12	<input type="checkbox"/> PXPL1012	<input type="checkbox"/> PXPL1212	<input type="checkbox"/> PXPL1412	
	14	<input type="checkbox"/> PXPL1014	<input type="checkbox"/> PXPL1214	<input type="checkbox"/> PXPL1414	<input type="checkbox"/> PXPL1614
	16		<input type="checkbox"/> PXPL1216	<input type="checkbox"/> PXPL1416	<input type="checkbox"/> PXPL1616
	18				<input type="checkbox"/> PXPL1618

## Axiom for Kids AL - Posterior Back for Adjustable Laterals

<b>Back Width</b>	10" (25.5 cm)	12" (30.5 cm)	14" (35.5 cm)	16" (40.5 cm)
<b>Fits Back Frame Widths:</b>	9"-11" (23 cm - 28 cm)	11"-13" (28 cm - 33 cm)	13"-15" (33 cm - 38 cm)	15"-17" (38 cm - 43 cm)
<b>Actual Back Width (F):</b>	8" (20cm)	10" (25.5 cm)	12" (30.5 cm)	14" (35.5 cm)
<b>Component Lateral Width Range (J)*:</b>	8" - 11" (20 cm - 28 cm)	10" - 13" (25.5 cm - 33 cm)	12" - 15" (30.5 cm - 38 cm)	14" - 17" (35.5 cm - 43 cm)
<b>Contour Depth (H):</b>	1.25" (3 cm)	1.25" (3 cm)	1.25" (3 cm)	1.25" (3 cm)



## Back

Weight capacity 165 lbs. (75 kg). Includes Axiom DEX for Kids Hardware.

		Width			
		10"	12"	14"	16"
Retail		£550			
Height	10"	<input type="checkbox"/> PXAL1010			
	12"	<input type="checkbox"/> PXAL1012	<input type="checkbox"/> PXAL1212	<input type="checkbox"/> PXAL1412	
	14"	<input type="checkbox"/> PXAL1014	<input type="checkbox"/> PXAL1214	<input type="checkbox"/> PXAL1414	<input type="checkbox"/> PXAL1614
	16"		<input type="checkbox"/> PXAL1216	<input type="checkbox"/> PXAL1416	<input type="checkbox"/> PXAL1616
	18"				<input type="checkbox"/> PXAL1618

## Axiom for Kids - Adjustable Laterals Trunk Supports (for PXAL Back)

Not available for Posterior Back for Contoured Adjustable Laterals (PXALCL)

Description	Item Code	Retail
<input type="checkbox"/> 3 x 4 Lateral Trunk Pads, Flat with Fixed Mounting Hardware (Pair)	PLF3x4PP	£250
<input type="checkbox"/> 4 x 5 Lateral Trunk Pads, Flat with Fixed Mounting Hardware (Pair)	PLF4x5PP	£250
<input type="checkbox"/> 3 x 4 Lateral Trunk Pads, Flat with Swing Away Mounting Hardware (Pair)	PLTAS3x4PP	£500
<input type="checkbox"/> 4 x 5 Lateral Trunk Pads, Flat with Swing Away Mounting Hardware (Pair)	PLTAS4x5PP	£500
<input type="checkbox"/> 3 x 4 Lateral Trunk Pads, Curved with Swing Away Mounting Hardware (Pair)	PLTASC3x4PP	£500
<input type="checkbox"/> 4 x 5 Lateral Trunk Pads, Curved with Swing Away Mounting Hardware (Pair)	PLTASC4x5PP	£500

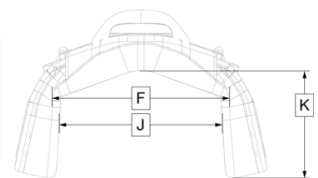
## Axiom for Kids - Adjustable Lateral Pelvic Supports (for PXAL Back)

Not available for Posterior Back for Contoured Adjustable Laterals (PXALCL)

Description	Item Code	Retail
<input type="checkbox"/> 3 x 4 Lateral Pelvic Pads with Fixed Mounting Hardware (Pair)	PLPF3x4PP	£250
<input type="checkbox"/> 4 x 5 Lateral Pelvic Pads with Fixed Mounting Hardware (Pair)	PLPF4x5PP	£250
<input type="checkbox"/> 3 x 4 Lateral Pelvic Pads with Swing Away Mounting Hardware (Pair)	PLASP3x4PP	£500
<input type="checkbox"/> 4 x 5 Lateral Pelvic Pads with Swing Away Mounting Hardware (Pair)	PLASP4x5PP	£500

## Axiom for Kids ALCL - Posterior Back for Contoured Adjustable Laterals

Back Width	10" (25.5 cm)	12" (30.5 cm)	14" (35.5 cm)	16" (40.5 cm)
Fits Back Frame Widths:	9"-11" (23 cm - 28 cm)	11"-13" (28 cm - 33 cm)	13"-15" (33 cm - 38 cm)	15"-17" (38 cm - 43 cm)
Actual Back Width (F):	8" - 11" (20 cm - 28 cm)	10" - 13" (25.5 cm - 33 cm)	12" - 15" (30.5 cm - 38 cm)	14" - 17" (35.5 cm - 43 cm)
Contoured Lateral Width Range (J):	8" - 11" (20 cm - 28 cm)	10" - 13" (25.5 cm - 33 cm)	12" - 15" (30.5 cm - 38 cm)	14" - 17" (35.5 cm - 43 cm)
Contour Depth (K):	5" - 5.5" (12.5 cm - 14 cm)	5" - 5.5" (12.5 cm - 14 cm)	5" - 5.5" (12.5 cm - 14 cm)	5" - 5.5" (12.5 cm - 14 cm)



## Back

Requires Contoured Adjustable Lateral Trunk Support selection below. Weight capacity 165 lbs. (75 kg). Includes Axiom DEX for Kids Hardware.

		Width			
		10"	12"	14"	16"
Retail		£550			
Height	10"	<input type="checkbox"/> PXAL1010CL			
	12"	<input type="checkbox"/> PXAL1012CL	<input type="checkbox"/> PXAL1212CL	<input type="checkbox"/> PXAL1412CL	
	14"	<input type="checkbox"/> PXAL1014CL	<input type="checkbox"/> PXAL1214CL	<input type="checkbox"/> PXAL1414CL	<input type="checkbox"/> PXAL1614CL
	16"		<input type="checkbox"/> PXAL1216CL	<input type="checkbox"/> PXAL1416CL	<input type="checkbox"/> PXAL1616CL
	18"				<input type="checkbox"/> PXAL1618CL

## Axiom for Kids - Contoured Adjustable Lateral Trunk Supports (for PXALCL Back)

Description	Item Code	Retail
<input type="checkbox"/> 3" Contoured Lateral Wings with Fixed Mounting Hardware (Pair)	PCL3	£250
<input type="checkbox"/> 4" Contoured Lateral Wings with Fixed Mounting Hardware (Pair)	PCL4	£250

4" Contoured Lateral Wings are not available on 10" or 12" Back Heights



Phone (800) 981-1540 | Fax (715) 254-0996  
sales@kimobility.com | www.kimobility.com



## Accessories

Axiom for Kids Back Accessories & Modifications		
<input type="checkbox"/> Lumbar Pad		£40
<input type="checkbox"/> Privacy Flap		£40
<i>Privacy Flap not available for 10" wide backs</i>		
<input type="checkbox"/> Axiom DEX for Kids Hardware Extension		N/C
<i>Hardware extension adds an additional 2" of anterior depth adjustment</i>		
<input type="checkbox"/> Axiom for Kids Adjustable Shoulder Guides		£50

Headrests								
Description	Standard Straight Removable Adjustable Hardware		Multi-Axis Removable Adjustable Hardware		Posalinc Removable Adjustable Hardware		Posalinc Flip-Back Adjustable Hardware	
	Item Code	Retail	Item Code	Retail	Item Code	Retail	Item Code	Retail
Comfort Soft Headrest 8"	<input type="checkbox"/> CS08SS	£268	<input type="checkbox"/> CS08MA	£268	<input type="checkbox"/> CS08PL	£268	<input type="checkbox"/> CS08PLF	£268
Comfort Soft Headrest 10"	<input type="checkbox"/> CS10SS	£268	<input type="checkbox"/> CS10MA	£268	<input type="checkbox"/> CS10PL	£268	<input type="checkbox"/> CS10PLF	£268
Comfort Soft Headrest 14"	<input type="checkbox"/> CS14SS	£268	<input type="checkbox"/> CS14MA	£268	<input type="checkbox"/> CS14PL	£268	<input type="checkbox"/> CS14PLF	£268
Contour Positioning Pad, 8" X 6.25"	<input type="checkbox"/> CP08SS	£303	<input type="checkbox"/> CP08MA	£303	<input type="checkbox"/> CP08PL	£303	<input type="checkbox"/> CP08PLF	£303
Contour Positioning Pad, 9" X 6.5"	<input type="checkbox"/> CP09SS	£303	<input type="checkbox"/> CP09MA	£303	<input type="checkbox"/> CP09PL	£303	<input type="checkbox"/> CP09PLF	£303
Contour Positioning Pad, 10" X 7.5"	<input type="checkbox"/> CP10SS	£303	<input type="checkbox"/> CP10MA	£303	<input type="checkbox"/> CP10PL	£303	<input type="checkbox"/> CP10PLF	£303
Tri-soft Headrest 10"	<input type="checkbox"/> TS10SS	£386	<input type="checkbox"/> TS10MA	£386	<input type="checkbox"/> TS10PL	£386	<input type="checkbox"/> TS10PLF	£386
Tri-soft Headrest 14"	<input type="checkbox"/> TS14SS	£386	<input type="checkbox"/> TS14MA	£386	<input type="checkbox"/> TS14PL	£386	<input type="checkbox"/> TS14PLF	£386

Headrest Hardware		
<i>Not required with Axiom Headrests</i>		
Description	Item Code	Retail
<input type="checkbox"/> Universal Headrest Mounting Plate	UMP	£43

Anterior Trunk Supports		
Description	Item Code	Retail
<input type="checkbox"/> Dynaform Chest Support: 2-Piece with Hook&Loop, 3" High Pad, Small	14941	£100
<input type="checkbox"/> Dynaform Chest Support: 2-Piece with Hook&Loop, 4" High Pad, Medium	14942	£100
<input type="checkbox"/> Dynaform Chest Support: 2-Piece with Hook&Loop, 5" High Pad, Large	14943	£100
<input type="checkbox"/> Dynaform Chest Support: 1-Piece with Buckle, 3" Height x 18" Width, Small	14924	£100
<input type="checkbox"/> Dynaform Chest Support: 1-Piece with Buckle, 4" Height x 20" Width, Medium	14927	£100
<input type="checkbox"/> Dynaform Chest Support: 1-Piece with Buckle, 4" Height x 22" Width, Large	14928	£100
<input type="checkbox"/> Dynaform Anterior Trunk Support: Standard, Dynamic, X-Small	14851	£100
<input type="checkbox"/> Dynaform Anterior Trunk Support: Standard, Dynamic, Small	14852	£100
<input type="checkbox"/> Dynaform Anterior Trunk Support: Standard, Dynamic, Medium	14853	£100
<input type="checkbox"/> Dynaform Anterior Trunk Support: Standard, Dynamic, Large	14854	£100
<input type="checkbox"/> Dynaform Anterior Trunk Support: Slim Cut, Dynamic, X-Small	14856	£100
<input type="checkbox"/> Dynaform Anterior Trunk Support: Slim Cut, Dynamic, Small	14857	£100
<input type="checkbox"/> Dynaform Anterior Trunk Support: Slim Cut, Dynamic, Medium	14858	£100
<input type="checkbox"/> Dynaform Anterior Trunk Support: Slim Cut, Dynamic, Large	14859	£100
<input type="checkbox"/> AirLogic Anterior Trunk Support: Standard, Structure, Small	14282	£300
<input type="checkbox"/> AirLogic Anterior Trunk Support: Standard, Structure, Medium	14283	£300
<input type="checkbox"/> AirLogic Anterior Trunk Support: Standard, Structure, Large	14284	£300
<input type="checkbox"/> AirLogic Anterior Trunk Support: Slim Cut, Dynamic, Small	14257	£300
<input type="checkbox"/> AirLogic Anterior Trunk Support: Slim Cut, Dynamic, Medium	14258	£300



Phone (800) 981-1540 | Fax (715) 254-0996  
sales@kimobility.com | www.kimobility.com



Gloss Finish

If no selection is made, standard Shadow Black will be used with no additional lead time

<input type="checkbox"/> Opalescent Violet Back Shell	N/C
<input type="checkbox"/> Radiant Orange Back Shell	N/C
<input type="checkbox"/> Electric Green Back Shell	N/C
<input type="checkbox"/> Glacier Blue Back Shell	N/C
<input type="checkbox"/> Dark Pink Back Shell	N/C
<input type="checkbox"/> Light Pink Back Shell	N/C
<input type="checkbox"/> Rich Teal Back Shell	N/C
<input type="checkbox"/> Purple Plum Back Shell	N/C
<input type="checkbox"/> Black Back Shell	N/C
<input type="checkbox"/> Candy Blue Back Shell	N/C
<input type="checkbox"/> Candy Purple Back Shell	N/C
<input type="checkbox"/> Candy Red Back Shell	N/C
<input type="checkbox"/> Granny Smith Back Shell	N/C
<input type="checkbox"/> Metallic Orange Back Shell	N/C
<input type="checkbox"/> Yellow Back Shell	N/C

Matte Finish

If no selection is made, standard Shadow Black will be used with no additional lead time

<input type="checkbox"/> Bright Red Back Shell	N/C
<input type="checkbox"/> White Back Shell	N/C
<input type="checkbox"/> Dry Earth Tan Back Shell	N/C
<input type="checkbox"/> Tactical Green Back Shell	N/C
<input type="checkbox"/> Charcoal Gray Back Shell	N/C
<input type="checkbox"/> Iridescent Burgundy Back Shell	N/C
<input type="checkbox"/> Iridescent Navy Back Shell	N/C
<input type="checkbox"/> Royal Blue Back Shell	N/C

Metallic Finish

If no selection is made, standard Shadow Black will be used with no additional lead time

<input type="checkbox"/> Blue Steel Back Shell	N/C
--	-----