

### Dealer Information

Customer Name	
Contact	
Address	
Postcode	
E-mail	

### Client Information

Name	
Address	
Postcode	
Telephone	
E-mail	

### Anatomic Dimensions

Weight	kg
1:	cm
2:	cm
3:	cm
4:	cm
5:	cm
6:	cm
7:	cm
8:	cm
9:	cm
10:	cm



\* Standaard

### Chassis

109047-99-0	* M3 CORPUS	7,911.00	
109388-99-0	PROTECTION PLAN	1,500.00	

### Gyro

110832-99-0	<input type="checkbox"/> GYRO M3	412.00	
-------------	----------------------------------	--------	--

### Language User Manuals

<input type="checkbox"/> ENGLISH		
----------------------------------	--	--

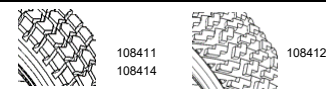
### Accent Colour

COLOUR CHASSIS	WHEEL RIMS (NO UPCHARGE)		
<input type="checkbox"/> AQUA	<input type="checkbox"/> AQUA	0.00	0.00
<input type="checkbox"/> SKY	<input type="checkbox"/> SKY	0.00	0.00
<input type="checkbox"/> VIOLET	<input type="checkbox"/> VIOLET	0.00	0.00
<input type="checkbox"/> FLAMINGO	<input type="checkbox"/> FLAMINGO	0.00	0.00
<input type="checkbox"/> CHILI	<input type="checkbox"/> CHILI	0.00	0.00
<input type="checkbox"/> CANARY	<input type="checkbox"/> CANARY	0.00	0.00
<input type="checkbox"/> SPRING	<input type="checkbox"/> SPRING	0.00	0.00
<input type="checkbox"/> ARCTIC	<input type="checkbox"/> ARCTIC	0.00	0.00
<input type="checkbox"/> SUNSET	<input type="checkbox"/> SUNSET	0.00	0.00
<input type="checkbox"/> MIDNIGHT BLACK	<input type="checkbox"/> MIDNIGHT BLACK	0.00	0.00
<input type="checkbox"/> GOLD	<input type="checkbox"/> GOLD	155.00	0.00
<input type="checkbox"/> BRONZE	<input type="checkbox"/> BRONZE	155.00	0.00
<input type="checkbox"/> PLATINUM	<input type="checkbox"/> PLATINUM	155.00	0.00
<input type="checkbox"/> CARBON	<input type="checkbox"/> CARBON	155.00	0.00
<input type="checkbox"/> LIQUID FUSHION	<input type="checkbox"/> LIQUID FUSHION	155.00	0.00
<input type="checkbox"/> WATER LILLY	<input type="checkbox"/> WATER LILLY	155.00	0.00

Colour Options

### TYRES

108411-99-0	<input type="checkbox"/> AIR FILLED TYRES BLACK 3" x 8"	0.00	0.00
108414-99-0	<input type="checkbox"/> SOLID TYRES BLACK 3" x 8"	0.00	0.00
108412-99-0	<input type="checkbox"/> AIR FILLED SNOW & MUD TYRES BLACK 3" x 8"	0.00	0.00




### BATTERIES

108999-99-0	* BATTERIES 65AH	0.00	
109166-99-0	* BATTERIES 85AH	173.00	

### LIGHTS

109382-99-0	* LED LIGHT KIT	471.00	
-------------	-----------------	--------	--

ACCESSORIES CHASSIS				
109169-99-0	<input type="checkbox"/>	LUGGAGE BOX INLC. LIGHTS	568.00	
109170-99-0	<input type="checkbox"/>	LUGGAGE BOX INLC. REFLECT ORS	339.00	
110728-99-0	<input type="checkbox"/>	TRANSPORTATION TRAY SMALL	752.00	
110729-99-0	<input type="checkbox"/>	TRANSPORTATION TRAY MEDIU m	752.00	
110730-99-0	<input type="checkbox"/>	TRANSPORTATION TRAY LARGE	752.00	
108254-99-0	<input type="checkbox"/>	PREPARED FOR DAHL CARLOCK	181.00	
109019-99-0	<input type="checkbox"/>	MOUNTDAHL LOCKING PLATE	603.00	
110285-99-0	<input type="checkbox"/>	REMOTE STOP 433MHZ (EU)	654.00	



SEAT ASSEMBLY				
107097-99-0	<input checked="" type="checkbox"/>	SEAT HEIGHT FIXED	0.00	
107098-99-0	<input type="checkbox"/>	POWERED SEAT LIFT	1020.00	
107096-99-0	<input checked="" type="checkbox"/>	FIXED SEAT ANGLE	0.00	
107095-99-0	<input type="checkbox"/>	POWERED ADJ. SEAT TILT 50°	2121.00	
107093-99-0	<input checked="" type="checkbox"/>	WITHOUT ANTERIOR/NEGATIVE SEAT TILT	0.00	
107099-99-0	<input type="checkbox"/>	5 DEGREE ACTIVE SEATING	0.00	
107090-99-0	<input type="checkbox"/>	10 DEGREE ACTIVE SEATING	0.00	
107091-99-0	<input type="checkbox"/>	20 DEGREE ACTIVE SEATING (REQUIRES KNEE SUPPORT VS)	0.00	



SEAT SIZES					
SEAT PAN	DEPTH (mm)	WIDTH (mm)			
		420	470	520	570
370 - 420 mm	370	<input type="checkbox"/>	<input type="checkbox"/>	<input type="checkbox"/>	<input type="checkbox"/>
	395	<input type="checkbox"/>	<input type="checkbox"/>	<input type="checkbox"/>	<input type="checkbox"/>
	420	<input type="checkbox"/>	<input type="checkbox"/>	<input type="checkbox"/>	<input type="checkbox"/>
445 - 495 mm	445	<input type="checkbox"/>	<input type="checkbox"/>	<input type="checkbox"/>	<input type="checkbox"/>
	470	<input type="checkbox"/>	<input type="checkbox"/>	<input type="checkbox"/>	<input type="checkbox"/>
	495	<input type="checkbox"/>	<input type="checkbox"/>	<input type="checkbox"/>	<input type="checkbox"/>
520 - 570 mm	520	<input type="checkbox"/>	<input type="checkbox"/>	<input type="checkbox"/>	<input type="checkbox"/>
	545	<input type="checkbox"/>	<input type="checkbox"/>	<input type="checkbox"/>	<input type="checkbox"/>
	570	<input type="checkbox"/>	<input type="checkbox"/>	<input type="checkbox"/>	<input type="checkbox"/>




SEAT CUSHIONS				
10868X-99-0	<input checked="" type="checkbox"/>	SEAT CUSHION VINYL	0.00	
10868X-99-0	<input type="checkbox"/>	SEAT CUSHION STRETCH AIR	0.00	
1074XX-99-0	<input type="checkbox"/>	SEAT CUSHION ERGO COMFORT (ROHO INSERT)	631.00	
105118-99-0	<input type="checkbox"/>	WITHOUT SEAT CUSHION	-110.00	
105219-99-0	<input checked="" type="checkbox"/>	ERGO THIGH SUPPORTS	0.00	

EXTRA INCONTINENCE COVER				
<input type="checkbox"/>		INCONTINENCE COVER	152.00	

ROHO® CUSHION OPTIONS inc COVER				
QSxxC	<input type="checkbox"/>	QUADTRO SELECT® - HIGH PROFILE®	708.00	
QSxxLPC	<input type="checkbox"/>	QUADTRO SELECT® - LOW PROFILE®	708.00	
CSxxC	<input type="checkbox"/>	CONTOUR SELECT®	730.00	
HSxxC	<input type="checkbox"/>	HYBRID SELECT®	912.00	
2RHExxC	<input type="checkbox"/>	Hybrid Elite® 2-compartment cushion	606.00	
1RHExxC	<input type="checkbox"/>	Hybrid Elite® 1-compartment cushion	606.00	
1RxxC	<input type="checkbox"/>	DRY FLOATATION® 1-compartment HIGH PROFILE®	703.00	
1RxxLPC	<input type="checkbox"/>	DRY FLOATATION® 1-compartment LOW PROFILE®	703.00	

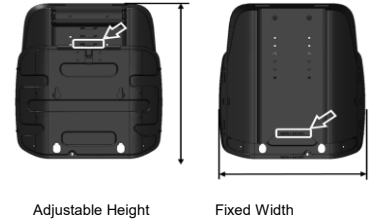
(ROHO part code)

Corpus Backrest			
10XXXX-99-0	<input type="checkbox"/>	BACKREST CUSHION VINYL	0.00
10XXXX-99-0	<input type="checkbox"/>	BACKREST CUSHION STRETCH AIR	0.00
105117-99-0	<input type="checkbox"/>	WITHOUT BACKREST CUSHION	-110.00



**Backrest Sizes**

Height	WIDTH (mm)			
	360	410	460	510
470 (Short)	<input type="checkbox"/>	<input type="checkbox"/>	<input type="checkbox"/>	<input type="checkbox"/>
545	<input type="checkbox"/>	<input type="checkbox"/>	<input type="checkbox"/>	<input type="checkbox"/>
570	<input type="checkbox"/>	<input type="checkbox"/>	<input type="checkbox"/>	<input type="checkbox"/>
595	<input type="checkbox"/>	<input type="checkbox"/>	<input type="checkbox"/>	<input type="checkbox"/>
620	<input type="checkbox"/>	<input type="checkbox"/>	<input type="checkbox"/>	<input type="checkbox"/>
645	<input type="checkbox"/>	<input type="checkbox"/>	<input type="checkbox"/>	<input type="checkbox"/>
670	<input type="checkbox"/>	<input type="checkbox"/>	<input type="checkbox"/>	<input type="checkbox"/>



**Corpus Armrests**

10XXXX-99-0	<input type="checkbox"/>	BACKREST CUSHION VINYL	0.00
10XXXX-99-0	<input type="checkbox"/>	BACKREST CUSHION STRETCH AIR	0.00
105117-99-0	<input type="checkbox"/>	WITHOUT BACKREST CUSHION	-110.00
105569-99-0	<input checked="" type="checkbox"/>	ERGO SUPPORTS SMALL (5CM DEEP)	0.00
105570-99-0	<input type="checkbox"/>	ERGO SUPPORTS LARGE (7CM DEEP)	0.00



**Backrest Adaptors**

107261-99-0	<input type="checkbox"/>	DIRECT BACKREST ADAPTOR	471.00
107265-99-0	<input type="checkbox"/>	TUBULAR BACKREST ADAPTOR	517.00



**Comfort Unite 1 (6 cm lateral contour)**

<input type="checkbox"/>	UNITE 1 - DIRECT MOUNT DIAMOND SPACER	725.00
<input type="checkbox"/>	UNITE 1 - POWER MOUNT DIAMOND SPACER	825.00

Height	Width			
	36 cm	41 cm	46 cm	51 cm
41 cm	<input type="checkbox"/>	<input type="checkbox"/>	<input type="checkbox"/>	<input type="checkbox"/>
46 cm	<input type="checkbox"/>	<input type="checkbox"/>	<input type="checkbox"/>	<input type="checkbox"/>
51 cm		<input type="checkbox"/>	<input type="checkbox"/>	<input type="checkbox"/>

Height	Mounting Height						
	52	54.5	57	59.5	62	64.5	67
41 cm	<input type="checkbox"/>	<input type="checkbox"/>	<input type="checkbox"/>	<input type="checkbox"/>			
46 cm	<input type="checkbox"/>	<input type="checkbox"/>	<input type="checkbox"/>	<input type="checkbox"/>	<input type="checkbox"/>		
51 cm			<input type="checkbox"/>	<input type="checkbox"/>	<input type="checkbox"/>	<input type="checkbox"/>	<input type="checkbox"/>



**Comfort Unite 2 (10 cm lateral contour)**

<input type="checkbox"/>	UNITE 2 - DIRECT MOUNT DIAMOND SPACER	725.00	
<input type="checkbox"/>	UNITE 2 - POWER MOUNT DIAMOND SPACER	825.00	



Height	Width			
	36 cm	41 cm	46 cm	51 cm
41 cm	<input type="checkbox"/>	<input type="checkbox"/>	<input type="checkbox"/>	<input type="checkbox"/>
46 cm	<input type="checkbox"/>	<input type="checkbox"/>	<input type="checkbox"/>	<input type="checkbox"/>
51 cm	<input type="checkbox"/>	<input type="checkbox"/>	<input type="checkbox"/>	<input type="checkbox"/>

Height	Mounting Height						
	52	54.5	57	59.5	62	64.5	67
41 cm	<input type="checkbox"/>	<input type="checkbox"/>	<input type="checkbox"/>	<input type="checkbox"/>			
46 cm	<input type="checkbox"/>	<input type="checkbox"/>	<input type="checkbox"/>	<input type="checkbox"/>	<input type="checkbox"/>	<input type="checkbox"/>	
51 cm			<input type="checkbox"/>	<input type="checkbox"/>	<input type="checkbox"/>	<input type="checkbox"/>	<input type="checkbox"/>

**Comfort Unite 3 (16 cm lateral contour)**

<input type="checkbox"/>	COMFORT UNITE 3, DIAMOND SPACER HOLES, INCL DIRECT MOUNT	840.00	
<input type="checkbox"/>	COMFORT UNITE 3, DIAMOND SPACER FABRIC, INCL POWER MOUNT	940.00	
<input type="checkbox"/>	COMFORT UNITE 3, DIAMOND SPACER FABRIC, ROHO INSERT, INCL DIRECT MOUNT	935.00	
<input type="checkbox"/>	COMFORT UNITE 3, DIAMOND SPACER FABRIC, ROHO INSERT, INCL POWER MOUNT	1035.00	



Height	WIDTH			
	36 cm	41 cm	46 cm	51 cm
41 cm	<input type="checkbox"/>	<input type="checkbox"/>	<input type="checkbox"/>	<input type="checkbox"/>
46 cm	<input type="checkbox"/>	<input type="checkbox"/>	<input type="checkbox"/>	<input type="checkbox"/>
51 cm	<input type="checkbox"/>	<input type="checkbox"/>	<input type="checkbox"/>	<input type="checkbox"/>

HEIGHT	MOUNTING HEIGHT						
		54.5	57	59.5	62	64.5	67
41 cm	<input type="checkbox"/>	<input type="checkbox"/>	<input type="checkbox"/>	<input type="checkbox"/>			
46 cm	<input type="checkbox"/>	<input type="checkbox"/>	<input type="checkbox"/>	<input type="checkbox"/>	<input type="checkbox"/>	<input type="checkbox"/>	
51 cm			<input type="checkbox"/>	<input type="checkbox"/>	<input type="checkbox"/>	<input type="checkbox"/>	<input type="checkbox"/>

**Comfort Relief**

<input type="checkbox"/>	COMFORT RELIEF, DIAMOND SPACER FABRIC, INCL POWER MOUNT	701.92	
--------------------------	---	--------	--

HEIGHT	WIDTH			
	36 cm	41 cm	46 cm	51 cm
41 cm	<input type="checkbox"/>	<input type="checkbox"/>	<input type="checkbox"/>	<input type="checkbox"/>
46 cm	<input type="checkbox"/>	<input type="checkbox"/>	<input type="checkbox"/>	<input type="checkbox"/>
51 cm	<input type="checkbox"/>	<input type="checkbox"/>	<input type="checkbox"/>	<input type="checkbox"/>



**Backrest Adjustment**

107825-99-0	<input type="checkbox"/>	POWERED ADJ. BACKREST 150	1432.00	
107755-99-0	<input type="checkbox"/>	POWERED ADJ BACKREST 180	1432.00	
108195-99-0	<input checked="" type="checkbox"/>	MECHANICAL ADJUSTMENT	0.00	
105067-99-0	<input type="checkbox"/>	BIOMECHANICAL BACKREST	505.00	

### Mounting Armrests

107251-99-0	<input type="checkbox"/>	NARROW WIDTH BETWEEN ARMREST	0.00	
107252-99-0	<input type="checkbox"/>	WIDE WIDTH BETWEEN ARMREST	0.00	
105083-99-0	<input type="checkbox"/>	WIDTH BETWEEN ARMREST 380MM	0.00	
105084-99-0	<input type="checkbox"/>	WIDTH BETWEEN ARMREST 430MM	0.00	
105085-99-0	<input type="checkbox"/>	WIDTH BETWEEN ARMREST 480MM	0.00	
105086-99-0	<input type="checkbox"/>	WIDTH BETWEEN ARMREST 530MM	0.00	
105082-99-0	<input type="checkbox"/>	WIDTH BETWEEN ARMREST 580MM	0.00	
106631-99-0	<input type="checkbox"/>	ARMREST HEIGHT FROM SEAT PAN POS 1: 230MM	0.00	
106632-99-0	<input type="checkbox"/>	ARMREST HEIGHT FROM SEAT PAN POS 2: 255MM	0.00	
106633-99-0	<input checked="" type="checkbox"/>	ARMREST HEIGHT FROM SEAT PAN POS 3: 280MM	0.00	
106634-99-0	<input type="checkbox"/>	ARMREST HEIGHT FROM SEAT PAN POS 4: 305MM	0.00	
106635-99-0	<input type="checkbox"/>	ARMREST HEIGHT FROM SEAT PAN POS 5: 330MM	0.00	
105070-99-0	<input checked="" type="checkbox"/>	ARMREST FIXED	0.00	
105072-99-0	<input type="checkbox"/>	ARMREST SWIVEL	195.00	



### Armrest Pads

	Left mm				Right mm					
	260	335	410	460	260	335	410	460		
WITHOUT ARMREST	<input type="checkbox"/>								-49	
TEXTILE	<input type="checkbox"/>	<input type="checkbox"/>	<input type="checkbox"/>	<input type="checkbox"/>	<input type="checkbox"/>	<input type="checkbox"/>	<input type="checkbox"/>	<input type="checkbox"/>	0.00	
VINYL	<input type="checkbox"/>	<input type="checkbox"/>	<input type="checkbox"/>	<input type="checkbox"/>	<input type="checkbox"/>	<input type="checkbox"/>	<input type="checkbox"/>	<input type="checkbox"/>	0.00	
GEL	<input type="checkbox"/>	<input type="checkbox"/>	<input type="checkbox"/>	<input type="checkbox"/>	<input type="checkbox"/>	<input type="checkbox"/>	<input type="checkbox"/>	<input type="checkbox"/>	103	EACH

per armrest

### Powered Elevating Swingaway Legrests

111324-99-0	<input type="checkbox"/>	POWERED SWINGAWAY LEGRESTS	1432.00	
108153-99-0	<input type="checkbox"/>	FOOTPLATE SMALL	0.00	
108154-99-0	<input type="checkbox"/>	FOOTPLATE MEDIUM	0.00	
108155-99-0	<input type="checkbox"/>	FOOTPLATE LARGE	0.00	




### Legrest Option

107757-99-0	<input type="checkbox"/>	POWERED ADJUSTABLE LEGRST (LA28)	1432.00	
107763-99-0	<input checked="" type="checkbox"/>	MECHANICAL ADJUSTABLE LEGREST	0.00	
105760-99-0	<input type="checkbox"/>	WITHOUT LEGREST	0.00	

### Legrest

107012-99-0	<input checked="" type="checkbox"/>	205MM MECHANICAL COMPENSATION	0.00	
107184-99-0	<input type="checkbox"/>	185MM MECHANICAL COMPENSATION	0.00	
107185-99-0	<input type="checkbox"/>	20CM POWERED LEG LENGTH COMPENSATION	618.00	



### Footplates

<input checked="" type="checkbox"/>	DUAL FOOTPLATES COMPOSITE 14CM SHORT	0.00	
<input type="checkbox"/>	DUAL FOOTPLATES COMPOSITE 14CM LONG	0.00	
<input checked="" type="checkbox"/>	DUAL FOOTPLATES 16CM SHORT	0.00	
<input type="checkbox"/>	DUAL FOOTPLATES 16CM LONG	0.00	
<input type="checkbox"/>	DUAL FOOTPLATES 20CM SHORT	0.00	
<input type="checkbox"/>	DUAL FOOTPLATES 20CM LONG	0.00	
<input type="checkbox"/>	ONE-PIECE FOOTPLATE 42CM LONG	0.00	
<input type="checkbox"/>	ONE-PIECE FOOTPLATE 42CM SHORT	0.00	



Accessories Seating								
<b>Headrests</b>								
107710-99-0	<input type="checkbox"/>	HEADREST ORIGINAL, MEDIUM, 250x125, STD MOUNT			402.00			
107708-99-0	<input type="checkbox"/>	HEADREST ORIGINAL, MEDIUM, 250x125, LONG MOUNT			402.00			
107714-99-0	<input type="checkbox"/>	HEADREST ORIGINAL, SMAL, 180x110, STD MOUNT			402.00			
107712-99-0	<input type="checkbox"/>	HEADREST ORIGINAL, SMALL 180X110, LONG MOUNT			402.00			
107718-99-0	<input type="checkbox"/>	HEADREST ORIGINAL, LARGE, 340X130, STD MOUNT			402.00			
107716-99-0	<input type="checkbox"/>	HEADREST ORIGINAL, MEDIUM, 340X130, LONG MOUNT			402.00			
108717-99-0	<input type="checkbox"/>	BODILINK HEADREST M MAX 8			454.00			
109003-99-0	<input type="checkbox"/>	BODILINK HEADREST S MAX 8			454.00			
108719-99-0	<input type="checkbox"/>	BODILINK HEADREST L MAX 8			454.00			
<b>Facial Support</b>								
107860-99-0	<input type="checkbox"/>	SWINGAWAY FACIAL SUPPORT STANDARD	<input type="checkbox"/>	LEFT	<input type="checkbox"/>	RIGHT	380.00	
107861-99-0	<input type="checkbox"/>	SWINGAWAY FACIAL SUPPORT LONG	<input type="checkbox"/>	LEFT	<input type="checkbox"/>	RIGHT	380.00	
107858-99-0	<input type="checkbox"/>	SWINGAWAY ASSEMBLY WITH EGG SWITCH	<input type="checkbox"/>	LEFT	<input type="checkbox"/>	RIGHT	471.00	
107859-99-0	<input type="checkbox"/>	SWINGAWAY ASSEMBLY WITH MICRO SWITCH	<input type="checkbox"/>	LEFT	<input type="checkbox"/>	RIGHT	537.00	
<b>Extension Cable</b>								
105931-99-0	<input type="checkbox"/>	EXTENSION CABLE 3.5MM STEREO 1M				57.00		
105932-99-0	<input type="checkbox"/>	EXTENSION CABLE 3.5MM STEREO 2M				57.00		
<b>Thoracic Laterals</b>								
109025-99-0	<input type="checkbox"/>	BODILINK LATERALSTRETCH-AIR 75X140	<input type="checkbox"/>	LEFT	<input type="checkbox"/>	RIGHT	201.00	
109027-99-0	<input type="checkbox"/>	BODILINK LATERAL STRETCH-AIR 100X165	<input type="checkbox"/>	LEFT	<input type="checkbox"/>	RIGHT	201.00	
107720-99-0	<input type="checkbox"/>	LATERAL SUPPORT ORIGINAL 180X130	<input type="checkbox"/>	LEFT	<input type="checkbox"/>	RIGHT	201.00	
107722-99-0	<input type="checkbox"/>	LATERAL SUPPORT ORIGINAL 130X80	<input type="checkbox"/>	LEFT	<input type="checkbox"/>	RIGHT	201.00	
<b>Thigh Guides</b>								
109179-99-0	<input type="checkbox"/>	BODILINK THIGH SUPPORT STRETCH-AIR 90X110 S	<input type="checkbox"/>	LEFT	<input type="checkbox"/>	RIGHT	201.00	
109181-99-0	<input type="checkbox"/>	BODILINK THIGH SUPPORT STRETCH-AIR 200X90 L	<input type="checkbox"/>	LEFT	<input type="checkbox"/>	RIGHT	201.00	
109036-99-0	<input type="checkbox"/>	BODILINK THIGH SUPPORT STRETCH-AIR 300x90 XL	<input type="checkbox"/>	LEFT	<input type="checkbox"/>	RIGHT	201.00	
107392-99-0	<input type="checkbox"/>	THIGH SUPPORT LEFT TEXT. (MESH) 110x90 SMALL (B)	<input type="checkbox"/>	LEFT	<input type="checkbox"/>	RIGHT	173.00	
107396-99-0	<input type="checkbox"/>	THIGH SUPPORT LEFT TEXT. (MESH) 165x120 MEDIUM (J)	<input type="checkbox"/>	LEFT	<input type="checkbox"/>	RIGHT	173.00	
107394-99-0	<input type="checkbox"/>	THIGH SUPPORT LEFT TEXT. (MESH) 200x90 LARGE (C)	<input type="checkbox"/>	LEFT	<input type="checkbox"/>	RIGHT	173.00	
107390-99-0	<input type="checkbox"/>	THIGH SUPPORT LEFT TEXT. (MESH) 300x90 XLARGE (G)	<input type="checkbox"/>	LEFT	<input type="checkbox"/>	RIGHT	173.00	
<b>Hip Guides</b>								
109032-99-0	<input type="checkbox"/>	BODILINK LPTS PREM 90X110 STRETCH-AIR LEFT, HIP	<input type="checkbox"/>	LEFT	<input type="checkbox"/>	RIGHT	201.00	
109034-99-0	<input type="checkbox"/>	BODILINK LPTS PREM 200X90 STRETCH-AIR LEFT, HIP	<input type="checkbox"/>	LEFT	<input type="checkbox"/>	RIGHT	201.00	
109038-99-0	<input type="checkbox"/>	BODILINK LPTS PREM 150X140 STRETCH-AIR LEFT, HIP	<input type="checkbox"/>	LEFT	<input type="checkbox"/>	RIGHT	201.00	
107400-99-0	<input type="checkbox"/>	HIP SUPPORT LEFT TEXT. (MESH) 110x90 SMALL (B)	<input type="checkbox"/>	LEFT	<input type="checkbox"/>	RIGHT	173.00	
107398-99-0	<input type="checkbox"/>	HIP SUPPORT LEFT TEXT. (MESH) 150x140 MEDIUM (A)	<input type="checkbox"/>	LEFT	<input type="checkbox"/>	RIGHT	173.00	
107402-99-0	<input type="checkbox"/>	HIP SUPPORT LEFT TEXT. (MESH) 200x90 LARGE (C)	<input type="checkbox"/>	LEFT	<input type="checkbox"/>	RIGHT	173.00	
107404-99-0	<input type="checkbox"/>	HIP SUPPORT LEFT TEXT. (MESH) 200x200 XLARGE (D)	<input type="checkbox"/>	LEFT	<input type="checkbox"/>	RIGHT	173.00	
<b>Calf Support</b>								
105252-99-0	<input type="checkbox"/>	CALF SUPPORTS S (B) 110x90 (MESH)	<input type="checkbox"/>	LEFT	<input type="checkbox"/>	RIGHT	276.00	
105258-99-0	<input checked="" type="checkbox"/>	CALF SUPPORTS M (J) 165x120 (MESH)	<input type="checkbox"/>	LEFT	<input type="checkbox"/>	RIGHT	276.00	
105250-99-0	<input type="checkbox"/>	CALF SUPPORTS L (A) 150x140 (MESH)	<input type="checkbox"/>	LEFT	<input type="checkbox"/>	RIGHT	276.00	
105256-99-0	<input type="checkbox"/>	CALF SUPPORTS XL (H) 170x175 (MESH)	<input type="checkbox"/>	LEFT	<input type="checkbox"/>	RIGHT	276.00	
105254-99-0	<input type="checkbox"/>	CALF SUPPORTS XXL (D) 200x200 (MESH)	<input type="checkbox"/>	LEFT	<input type="checkbox"/>	RIGHT	276.00	
<b>Elbow Support</b>								
107838-99-0	<input type="checkbox"/>	ELBOW SUPPORT	<input type="checkbox"/>	LEFT	<input type="checkbox"/>	RIGHT	103.00	
107863-99-0	<input type="checkbox"/>	ARMREST SIDE SUPPORT OUTSIDE	<input type="checkbox"/>	LEFT	<input type="checkbox"/>	RIGHT	58.00	
107865-99-0	<input type="checkbox"/>	ARMREST SIDE SUPPORT INSIDE	<input type="checkbox"/>	LEFT	<input type="checkbox"/>	RIGHT	58.00	
<b>Gel Pads Footplates</b>								
106530-99-0	<input type="checkbox"/>	STEALTH GEL PADS 16CM WIDE FOOTPATES				304.00		
106225-99-0	<input type="checkbox"/>	STEALTH GEL PADS 20CM WIDE FOOTPATES				304.00		
<b>Abduction Wedge</b>								
109373-99-0	<input type="checkbox"/>	LEG ABDUCTION WEDGE				332.00		

Shoulder Support								
105410-99-0	<input type="checkbox"/>	SHOULDER SUPPORT 36CM			0.00			
105411-99-0	<input type="checkbox"/>	SHOULDER SUPPORT 41CM			0.00			
105412-99-0	<input type="checkbox"/>	SHOULDER SUPPORT 46CM			0.00			
105854-99-0	<input type="checkbox"/>	SHOULDER SUPPORT 51CM			0.00			
Stump Support								
106497-99-0	<input type="checkbox"/>	STUMP SUPPORT SMALL (A) 150x140 TEXTILE (MESH)	<input type="checkbox"/>	LEFT	<input type="checkbox"/>	RIGHT	201.00	
106500-99-0	<input type="checkbox"/>	STUMP SUPPORT MEDIUM (J) 165x120 TEXTILE (MESH)	<input type="checkbox"/>	LEFT	<input type="checkbox"/>	RIGHT	201.00	
106499-99-0	<input type="checkbox"/>	STUMP SUPPORT LARGE (H) 170x175 TEXTILE (MESH)	<input type="checkbox"/>	LEFT	<input type="checkbox"/>	RIGHT	201.00	
106498-99-0	<input type="checkbox"/>	STUMP SUPPORT XLARGE (D) 200x200 TEXTILE (MESH)	<input type="checkbox"/>	LEFT	<input type="checkbox"/>	RIGHT	201.00	
Knee Supports								
110452-99-0	<input type="checkbox"/>	KNEE SUPPORT SWING AWAY C ORPUS VS - LARGE					271.00	
110453-99-0	<input type="checkbox"/>	KNEE SUPPORT SWING AWAY C ORPUS VS - SMALL					271.00	
107285-99-0	<input type="checkbox"/>	KNEE SUPPORT TEXTILE UPHOLSTERY					0.00	
107028-99-0	<input type="checkbox"/>	HOLDER KNEE SUPPORT UNITRACK					49.00	
Lumbar Support								
101972-99-0	<input type="checkbox"/>	LUMBAR SUPPORT,AIR					208.00	
Hip Belt								
100518-99-0	<input type="checkbox"/>	SAFETY BELT,BUCKLE					65.00	
100519-99-0	<input type="checkbox"/>	SAFETY BELT,AUTOTENSION	<input type="checkbox"/>	LEFT	<input type="checkbox"/>	RIGHT	124.00	
100600-99-0	<input type="checkbox"/>	SAFETY BELT,AUTOTENSION LONG VERSION	<input type="checkbox"/>	LEFT	<input type="checkbox"/>	RIGHT	124.00	
104518-99-0	<input type="checkbox"/>	SEATBELT, BODYPOINT 2- POINT, MEDIUM, NON-PADDED					79.00	
104520-99-0	<input type="checkbox"/>	SEATBELT, BODYPOINT 2- POINT, MEDIUM, PADDED					112.00	
104514-99-0	<input type="checkbox"/>	SEATBELT, BODYPOINT 2- POINT, LARGE, NON-PADDED					79.00	
104516-99-0	<input type="checkbox"/>	SEATBELT, BODYPOINT 2- POINT, LARGE, PADDED					112.00	
108267-99-0	<input type="checkbox"/>	BP HIP BELT, 2P C PULL LATCH 46CM PAD					112.00	
108266-99-0	<input type="checkbox"/>	BP HIP BELT, 2P C PULL LATCH 62CM PAD					112.00	
108265-99-0	<input type="checkbox"/>	BP HIP BELT, 4P R PULL PUSHBUTT. 46CM PAD					151.00	
Chest Supports								
105843-99-0	<input type="checkbox"/>	CHEST STRAP BODYPOINT ELASTIC LARGE					87.00	
105845-99-0	<input type="checkbox"/>	CHEST STRAP BODYPOINT ELASTIC SMALL					87.00	
100529-99-0	<input type="checkbox"/>	SAFETY BELT,4-POINT					157.00	
105840-99-0	<input type="checkbox"/>	SEATBELT, BODYPOINT MONOFLEX MEDIUM					94.00	
105839-99-0	<input type="checkbox"/>	SEATBELT, BODYPOINT MONOFLEX LARGE					94.00	
105850-99-0	<input type="checkbox"/>	SEATBELT, BODYPOINT MONOFLEX X-LARGE					94.00	
108275-99-0	<input type="checkbox"/>	BP HARNESS PIVOTFIT S SHOULDER SUPPORT FP					167.00	
108276-99-0	<input type="checkbox"/>	BP HARNESS PIVOTFIT M SHOULDER SUPPORT FP					167.00	
108277-99-0	<input type="checkbox"/>	BP HARNESS PIVOTFIT L SHOULDER SUPPORT FP					167.00	
108278-99-0	<input type="checkbox"/>	BP HARNESS PIVOTFIT XL SHOULDER SUPPORT FP					167.00	
108269-99-0	<input type="checkbox"/>	BP HARNESS STAYFLEX XS CHEST SUPPORT FP					167.00	
108270-99-0	<input type="checkbox"/>	BP HARNESS STAYFLEX S CHEST SUPPORT FP					167.00	
108271-99-0	<input type="checkbox"/>	BP HARNESS STAYFLEX M CHEST SUPPORT FP					167.00	
108272-99-0	<input type="checkbox"/>	BP HARNESS STAYFLEX L CHEST SUPPORT FP					167.00	
108273-99-0	<input type="checkbox"/>	BP HARNESS STAYFLEX XL CHEST SUPPORT FP					167.00	
Footstraps								
103104-99-0	<input type="checkbox"/>	FOOTSTRAPS WITH PADS (SET OF 2)					137.00	
103427-99-0	<input type="checkbox"/>	FOOTSTRAPS WITHOUT PADS (SET OF 2)					46.00	
108242-99-0	<input type="checkbox"/>	BP ANKEL HUGGERS MEDIUM					159.00	
108243-99-0	<input type="checkbox"/>	BP ANKEL HUGGERS LARGE					159.00	

Tables						
106609-99-0	<input type="checkbox"/>	TABLE SWINGABLE FOR JOYSTICK 600	<input type="checkbox"/> LEFT	<input type="checkbox"/> RIGHT	402.00	
106610-99-0	<input type="checkbox"/>	TABLE SWINGABLE FOR JOYSTICK 650	<input type="checkbox"/> LEFT	<input type="checkbox"/> RIGHT	402.00	
108509-99-0	<input type="checkbox"/>	TABLE REMOVEABLE ANGLE ADJUSTABLE 280	<input type="checkbox"/> LEFT	<input type="checkbox"/> RIGHT	345.00	
108510-99-0	<input type="checkbox"/>	TABLE REMOVEABLE ANGLE ADJUSTABLE 330	<input type="checkbox"/> LEFT	<input type="checkbox"/> RIGHT	345.00	
108511-99-0	<input type="checkbox"/>	TABLE REMOVEABLE ANGLE ADJUSTABLE 381	<input type="checkbox"/> LEFT	<input type="checkbox"/> RIGHT	345.00	
108512-99-0	<input type="checkbox"/>	TABLE REMOVEABLE ANGLE ADJUSTABLE 432	<input type="checkbox"/> LEFT	<input type="checkbox"/> RIGHT	345.00	
108513-99-0	<input type="checkbox"/>	TABLE REMOVEABLE ANGLE ADJUSTABLE 482	<input type="checkbox"/> LEFT	<input type="checkbox"/> RIGHT	345.00	
106863-99-0	<input type="checkbox"/>	TABLE ANGLE ADJ. 1 SIDE FIXATION	<input type="checkbox"/> LEFT	<input type="checkbox"/> RIGHT	402.00	
106619-99-0	<input type="checkbox"/>	COLLEGE TABLE	<input type="checkbox"/> LEFT	<input type="checkbox"/> RIGHT	253.00	











POUCHES/BAGS						
107339-99-0	<input type="checkbox"/>	ARMREST POUCH,RIGHT BLACK	<input type="checkbox"/> LEFT	<input type="checkbox"/> RIGHT	47.00	
107340-99-0	<input type="checkbox"/>	SEATFRAME POUCH BLACK			43.00	
102059-99-0	<input type="checkbox"/>	BACK PACK			173.00	
105563-99-0	<input type="checkbox"/>	BACKPACK HOOKS,SET UNITRACK			33.00	
109186-99-0	<input type="checkbox"/>	BAG HOOK BACKREST HIGH			33.00	
109187-99-0	<input type="checkbox"/>	BAG HOOK BACKREST LOW			33.00	










ACCESSORIES						
106058-99-0	<input type="checkbox"/>	SUPPORT HANDLE ARMREST	<input type="checkbox"/> LEFT	<input type="checkbox"/> RIGHT	127.00	
105260-99-0	<input type="checkbox"/>	TRANSFER HANDLES, SET			201.00	
105292-99-0	<input type="checkbox"/>	PUSH HANDLES			187.00	
105223-99-0	<input type="checkbox"/>	CRUTCH HOLDER	<input type="checkbox"/> LEFT	<input type="checkbox"/> RIGHT	181.00	
105224-99-0	<input type="checkbox"/>	HOLDER OXYGEN BOTTLE C3G			224.00	
106210-99-0	<input type="checkbox"/>	CUP HOLDER			34.00	
106806-99-0	<input type="checkbox"/>	PHONE HOLDER X-GRIP			83.00	
106972-99-0	<input type="checkbox"/>	TABLET HOLDER X-GRIP			143.00	












USER CONTROLS						
<b>MOUNTING USER CONTROL</b>		<input type="checkbox"/> MOUNT LEFT	<input type="checkbox"/> MOUNT RIGHT			
JOYSTICK						
108848-99-0	<input checked="" type="checkbox"/>	JOYSTICK CJSM2 HIGH SPEED BUS			551.00	
105246-99-0	<input type="checkbox"/>	JOYSTICK RNET LED			0.00	
105700-99-0	<input type="checkbox"/>	JOYSTICK R-NET HEAVY DUTY WITH COLOUR DISPLAY			1124.00	
105293-99-0	<input type="checkbox"/>	TABLE STEERING, FLIP-OVER 600MM, BACKR. WIDTH 400			2236.00	
105294-99-0	<input type="checkbox"/>	TABLE STEERING, FLIP-OVER 650MM, BACKR. WIDTH 450			2236.00	
Bluetooth HID						
111188-99-0	<input type="checkbox"/>	Enable Bluetooth mode			0.00	
Independent Repositioning Mode (IRM)						
110156-99-0	<input type="checkbox"/>	CONF. PACK. INDEPENDENT REPOSITIONING MODE (IRM)			0.00	
Joystick Holder						
107754-99-0	<input checked="" type="checkbox"/>	PANELHOLDER PARALLEL MOTION UNITRACK			195.00	
102835-99-0	<input type="checkbox"/>	WITHOUT PANEL HOLDER			0.00	
103473-99-0	<input type="checkbox"/>	PANEL HOLDER SWING AWAY - 335MM			0.00	
103474-99-0	<input type="checkbox"/>	PANEL HOLDER SWING AWAY - 435MM			0.00	
108019-99-0	<input type="checkbox"/>	BODYPOINT MIDLINE MOUNT ASSEMBLY KIT R-NET			586.00	
108005-99-0	<input type="checkbox"/>	HEIGHT ADJUSTABLE JOYSTICK HOLDER			145.00	









Switch Box						
102798-99-0	<input checked="" type="checkbox"/>	SWITCH BOX WITH PUSH BUTTONS			773.00	
102799-99-0	<input type="checkbox"/>	SWITCH BOX WITH TOGGLE SWITCHES			773.00	
104621-99-0	<input type="checkbox"/>	LOCKING KEY R-NET			0.00	
Switch Box Bracket						
103469-99-0	<input checked="" type="checkbox"/>	JOYSTICK MOUNTED			0.00	
104651-99-0	<input type="checkbox"/>	UNITRACK ARMREST	<input type="checkbox"/> LEFT	<input type="checkbox"/> RIGHT	46.00	
106256-99-0	<input type="checkbox"/>	BACKREST	<input type="checkbox"/> LEFT	<input type="checkbox"/> RIGHT	46.00	
105409-99-0	<input type="checkbox"/>	NOT MOUNTED			0.00	




Switch Box Layout					
108794-99-0	<input type="checkbox"/>	LAYOUT "A" SINGLE LAYER (STD)		0.00	
108795-99-0	<input type="checkbox"/>	LAYOUT "B" SINGLE LAYER, MEM		0.00	
108796-99-0	<input type="checkbox"/>	LAYOUT "C" SWAP LAYERS, MEM		0.00	
108797-99-0	<input type="checkbox"/>	LAYOUT "D" SINGLE LAYER (ALT SEQ)		0.00	
108798-99-0	<input type="checkbox"/>	LAYOUT "E" SINGLE LAYER, NO TILT		0.00	
108799-99-0	<input type="checkbox"/>	LAYOUT "F" SINGLE STAND, SWAP, MEM		0.00	
108801-99-0	<input type="checkbox"/>	LAYOUT "L" SWAP, MEM, 5 VERST.		0.00	



(A) 108794-99-0

(B) 108795-99-0

(C) 108796-99-0

(D) 108797-99-0


(E) 108798-99-0

(F) 108799-99-0

(L) 108801-99-0

Indication Level					
108802-99-0	<input type="checkbox"/>	LEVEL 1: NONE		0.00	
108803-99-0	<input type="checkbox"/>	LEVEL 2: SEAT FUNCTION		0.00	
108804-99-0	<input type="checkbox"/>	LEVEL 3: SPEED LIMIT		0.00	
108805-99-0	<input type="checkbox"/>	LEVEL 4: COMPLETE		0.00	

External Charging Socket					
104163-99-0	<input type="checkbox"/>	EXTRA CHARGER CONNECTOR MOUNTED ON THE ARMREST	<input type="checkbox"/> LEFT <input type="checkbox"/> RIGHT	127.00	
104164-99-0	<input type="checkbox"/>	EXTRA CHARGER CONNECTOR MOUNTED ON ACC. RAIL	<input type="checkbox"/> LEFT <input type="checkbox"/> RIGHT	127.00	
104165-99-0	<input type="checkbox"/>	EXTRA CHARGER CONNECTOR MOUNTED UNDER SEAT FRA	<input type="checkbox"/> LEFT <input type="checkbox"/> RIGHT	127.00	




104163-99-0

104164-99-0

104165-99-0

Locking Key					
104620-99-0	<input type="checkbox"/>	LOCKING KEY R-NET		39.00	

Joystick Knobs					
100960-99-0	<input type="checkbox"/>	JOYSTICK KNOB CHIN CUP		41.00	
100961-99-0	<input type="checkbox"/>	JOYSTICK KNOB T-GRIP		41.00	
100962-99-0	<input type="checkbox"/>	JOYSTICK KNOB BALL BIG		41.00	
100963-99-0	<input type="checkbox"/>	JOYSTICK KNOB SOFT BALL		41.00	
100964-99-0	<input type="checkbox"/>	JOYSTICK KNOB MUSHROOM		41.00	
100965-99-0	<input type="checkbox"/>	JOYSTICK KNOB STICK		41.00	
101165-99-0	<input type="checkbox"/>	JOYSTICK KNOB BALL SMALL		41.00	
101166-99-0	<input type="checkbox"/>	JOYSTICK KNOB STANDARD		41.00	
105442-99-0	<input type="checkbox"/>	JOYSTICK KNOB SOFT BALL BLACK (CONE)		41.00	
105846-99-0	<input type="checkbox"/>	JOYSTICK KNOB BODYPOINT 7.5CM U-SHAPED		64.00	
105847-99-0	<input type="checkbox"/>	JOYSTICK KNOB BODYPOINT 10CM U-SHAPED		64.00	
105848-99-0	<input type="checkbox"/>	JOYSTICK KNOB BODYPOINT RUBBER DOME		59.00	



100960-99-0

100961-99-0

100962-99-0

100963-99-0

100964-99-0

100965-99-0

101165-99-0

101166-99-0


105442-99-0

105846-99-0

105847-99-0

105848-99-0

Attendant Control					
105225-99-0	<input type="checkbox"/>	CO-PILOT		2272.00	
109532-99-0	<input type="checkbox"/>	SCOOT CONTROL R-NET		2632.00	
107320-99-0	<input type="checkbox"/>	ATTENDANT CONTROL JOYSTICK LIGHT LED	<input type="checkbox"/> LEFT <input type="checkbox"/> RIGHT	562.00	
	<input type="checkbox"/>	NOT REQUIRED		0.00	
107321-99-0	<input type="checkbox"/>	JOYSTICK ATTENDANT RNET SPEED/MODE	<input type="checkbox"/> LEFT <input type="checkbox"/> RIGHT	535.00	



107318-99-0

107320-99-0


105225-99-0

107321-99-0

109532-99-0

Emergency Stop					
110287-99-0	<input type="checkbox"/>	EMERGENY SWITCH INCL ADA PTER CABLE POWER PLATFORM		258.00	

SUPPLEMENTARY ACCESSORIES					
R-NET alternative controls					
103892-99-0	<input type="checkbox"/>	MDT/RNET: JS COMPACT (LOW FORCE)		1549.00	
103817-99-0	<input type="checkbox"/>	MDT/RNET: JS COMPACT		975.00	
105289-99-0	<input type="checkbox"/>	MDT/RNET: MINI JOYSTICK		2351.00	
109524-99-0	<input type="checkbox"/>	MICRO JOYSTICK FOR R-NET, w/300 mm CABLE		2351.00	
109526-99-0	<input type="checkbox"/>	MULTI JOYSTICK FOR R-NET, w/300 mm CABLE		2121.00	
109528-99-0	<input type="checkbox"/>	ALL-ROUND JOYSTICK LIGHT FOR R-NET, w/800mm CABLE		1777.00	
109530-99-0	<input type="checkbox"/>	ALL-ROUND JOYSTICK FOR R- NET, w/800mm CABLE		1135.00	



103817-99-0

103892-99-0

105289-99-0

109530-99-0

109528-99-0

109526-99-0

109524-99-0

Supplementary Accessories					
105210-99-0	<input type="checkbox"/>	PANEL HOLDER ATTENDANT		264.00	
101303-99-0	<input type="checkbox"/>	CHEST SUPPORT FOR TABLE CII/VII VINYL		196.00	
108995-99-0	<input type="checkbox"/>	USB OUTLET CABLE	<input type="checkbox"/> LEFT <input type="checkbox"/> RIGHT	155.00	
109533-99-0	<input type="checkbox"/>	HAND WARMER SET		689.00	
107363-99-0	<input type="checkbox"/>	CONE 1 HAND HAND HEATER		185.00	
107364-99-0	<input type="checkbox"/>	CONE 2 HANDS HAND HEATER		282.00	



105210-99-0

101303-99-0

108995-99-0

109533-99-0

107363-99-0

107364-99-0