

Dealer Information

Customer Name	
Contact	
Address	
Postcode	
E-mail	

Client Information

Name	
Address	
Postcode	
Telephone	
E-mail	

Anatomic Dimensions

Weight		kg
Height		cm
1:		cm
2:		cm
3:		cm
4:		cm
5:		cm
6:		cm
7:		cm
8:		cm
9:		cm
10:		cm



Chassis

109046-99-0	<input checked="" type="checkbox"/>	M5 CORPUS	10,548.00
109388-99-0		PROTECTION PLAN	1,500.00

Gyro

110833-99-0	<input type="checkbox"/>	GYRO M5	412.00
-------------	--------------------------	---------	--------

Language User Manuals

<input type="checkbox"/>	ENGLISH		
--------------------------	---------	--	--

Accent Colour

COLOUR CHASSIS		WHEEL RIMS (NO UPCHARGE)		
<input type="checkbox"/>	AQUA	<input type="checkbox"/>	AQUA	0.00
<input type="checkbox"/>	SKY	<input type="checkbox"/>	SKY	0.00
<input type="checkbox"/>	VIOLET	<input type="checkbox"/>	VIOLET	0.00
<input type="checkbox"/>	FLAMINGO	<input type="checkbox"/>	FLAMINGO	0.00
<input type="checkbox"/>	CHILI	<input type="checkbox"/>	CHILI	0.00
<input type="checkbox"/>	CANARY	<input type="checkbox"/>	CANARY	0.00
<input type="checkbox"/>	SPRING	<input type="checkbox"/>	SPRING	0.00
<input type="checkbox"/>	ARCTIC	<input type="checkbox"/>	ARCTIC	0.00
<input type="checkbox"/>	SUNSET	<input type="checkbox"/>	SUNSET	0.00
<input type="checkbox"/>	MIDNIGHT BLACK	<input type="checkbox"/>	MIDNIGHT BLACK	0.00
<input type="checkbox"/>	GOLD	<input type="checkbox"/>	GOLD	155.00
<input type="checkbox"/>	BRONZE	<input type="checkbox"/>	BRONZE	155.00
<input type="checkbox"/>	PLATINUM	<input type="checkbox"/>	PLATINUM	155.00

Tyres

108411-99-0	<input checked="" type="checkbox"/>	AIR FILLED TYRES BLACK 3" x 8"	0.00
108414-99-0	<input type="checkbox"/>	SOLID TYRES BLACK 3" x 8"	0.00
108412-99-0	<input type="checkbox"/>	AIR FILLED SNOW & MUD TYRES BLACK 3" x 8"	0.00


Batteries

109058-99-0	<input checked="" type="checkbox"/>	BATTERIES 85AH	0.00
-------------	-------------------------------------	----------------	------

LED Lights

109375-99-0	<input checked="" type="checkbox"/>	LED LIGHT KIT	471.00
-------------	-------------------------------------	---------------	--------

Accessoires chassis				
109169-99-0	<input type="checkbox"/>	LUGGAGE BOX INLC. LIGHTS	568.00	
109170-99-0	<input type="checkbox"/>	LUGGAGE BOX INLC. REFLECT ORS	339.00	
110728-99-0	<input type="checkbox"/>	TRANSPORTATION TRAY SMALL	752.00	
110729-99-0	<input type="checkbox"/>	TRANSPORTATION TRAY MEDIU m	752.00	
110730-99-0	<input type="checkbox"/>	TRANSPORTATION TRAY LARGE	752.00	
108254-99-0	<input type="checkbox"/>	PREPARED FOR DAHL CARLOCK	181.00	
109019-99-0	<input type="checkbox"/>	MOUNTDAHL LOCKING PLATE	603.00	
110285-99-0	<input type="checkbox"/>	REMOTE STOP 433MHZ (EU)	654.00	



Seat Assembly				
107097-99-0	<input checked="" type="checkbox"/>	SEAT HEIGHT FIXED	0.00	
107098-99-0	<input type="checkbox"/>	POWERED SEAT LIFT	1020.00	
107096-99-0	<input checked="" type="checkbox"/>	FIXED SEAT ANGLE	0.00	
107095-99-0	<input type="checkbox"/>	POWERED ADJ.SEAT TILT 50°	2121.00	
107093-99-0	<input checked="" type="checkbox"/>	WITHOUT ANTERIOR/NEGATIVE SEAT TILT	0.00	
107099-99-0	<input type="checkbox"/>	5 DEGREE ACTIVE SEATING	0.00	
107090-99-0	<input type="checkbox"/>	10 DEGREE ACTIVE SEATING	0.00	
107091-99-0	<input type="checkbox"/>	20 DEGREE ACTIVE SEATING (REQUIRES KNEE SUPPORT VS)	0.00	



Seat Sizes

SEAT PAN	DEPTH MM	WIDTH MM			
		420	470	520	570
370-420	370	<input type="checkbox"/>	<input type="checkbox"/>	<input type="checkbox"/>	<input type="checkbox"/>
	395	<input type="checkbox"/>	<input type="checkbox"/>	<input type="checkbox"/>	<input type="checkbox"/>
	420	<input type="checkbox"/>	<input type="checkbox"/>	<input type="checkbox"/>	<input type="checkbox"/>
445-495	445	<input type="checkbox"/>	<input type="checkbox"/>	<input type="checkbox"/>	<input type="checkbox"/>
	470	<input type="checkbox"/>	<input type="checkbox"/>	<input type="checkbox"/>	<input type="checkbox"/>
	495	<input type="checkbox"/>	<input type="checkbox"/>	<input type="checkbox"/>	<input type="checkbox"/>
520-570	520	<input type="checkbox"/>	<input type="checkbox"/>	<input type="checkbox"/>	<input type="checkbox"/>
	545	<input type="checkbox"/>	<input type="checkbox"/>	<input type="checkbox"/>	<input type="checkbox"/>
	570	<input type="checkbox"/>	<input type="checkbox"/>	<input type="checkbox"/>	<input type="checkbox"/>



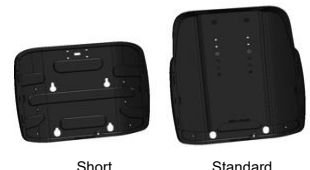
SEAT CUSHIONS				
10868X-99-0	<input checked="" type="checkbox"/>	SEAT CUSHION VINYL	0.00	
10868X-99-0	<input type="checkbox"/>	SEAT CUSHION STRETCH AIR	0.00	
1074XX-99-0	<input type="checkbox"/>	SEAT CUSHION ERGO COMFORT (ROHO INSERT)	631.00	
105118-99-0	<input type="checkbox"/>	WITHOUT SEAT CUSHION	-110.00	
105219-99-0	<input checked="" type="checkbox"/>	ERGO THIGH SUPPORTS	0.00	

EXTRA INCONTINENCE COVERS				
	<input type="checkbox"/>	INCONTINENCE COVERS	152.00	

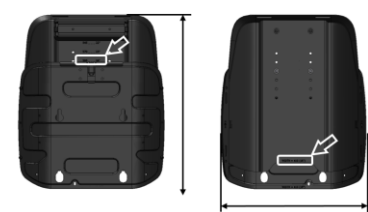
ROHO® CUSHION OPTIONS inc COVER

				(ROHO part code)
QSxxC	<input type="checkbox"/>	QUADTRO SELECT® - HIGH PROFILE®	708.00	
QSxxLPC	<input type="checkbox"/>	QUADTRO SELECT® - LOW PROFILE®	708.00	
CSxxC	<input type="checkbox"/>	CONTOUR SELECT®	730.00	
HSxxC	<input type="checkbox"/>	HYBRID SELECT®	912.00	
2RHExxC	<input type="checkbox"/>	Hybrid Elite® 2-compartment cushion	606.00	
1RHExxC	<input type="checkbox"/>	Hybrid Elite® 1-compartment cushion	606.00	
1RxxC	<input type="checkbox"/>	DRY FLOATATION® 1-compartment HIGH PROFILE®	703.00	
1RxxLPC	<input type="checkbox"/>	DRY FLOATATION® 1-compartment LOW PROFILE®	703.00	

Corpus Backrest			
10XXXX-99-0	<input type="checkbox"/>	BACKREST CUSHION VINYL	0.00
10XXXX-99-0	<input type="checkbox"/>	BACKREST CUSHION STRETCH AIR	0.00
105117-99-0	<input type="checkbox"/>	WITHOUT BACKREST CUSHION	-110.00



STD is height adjustable 545-670



Height Adjustable Fixed Width

Backrest Size

HEIGHT	WIDTH MM			
	360	410	460	510
470	<input type="checkbox"/>	<input type="checkbox"/>	<input type="checkbox"/>	<input type="checkbox"/>
545	<input type="checkbox"/>	<input type="checkbox"/>	<input type="checkbox"/>	<input type="checkbox"/>
570	<input type="checkbox"/>	<input type="checkbox"/>	<input type="checkbox"/>	<input type="checkbox"/>
595	<input type="checkbox"/>	<input type="checkbox"/>	<input type="checkbox"/>	<input type="checkbox"/>
620	<input type="checkbox"/>	<input type="checkbox"/>	<input type="checkbox"/>	<input type="checkbox"/>
645	<input type="checkbox"/>	<input type="checkbox"/>	<input type="checkbox"/>	<input type="checkbox"/>
670	<input type="checkbox"/>	<input type="checkbox"/>	<input type="checkbox"/>	<input type="checkbox"/>

Corpus Armrests

10XXXX-99-0	<input type="checkbox"/>	BACKREST CUSHION VINYL	0.00
10XXXX-99-0	<input type="checkbox"/>	BACKREST CUSHION STRETCH AIR	0.00
105117-99-0	<input type="checkbox"/>	WITHOUT BACKREST CUSHION	0.00
105569-99-0	<input checked="" type="checkbox"/>	ERGO SUPPORTS SMALL (5CM DEEP)	0.00
105570-99-0	<input type="checkbox"/>	ERGO SUPPORTS LARGE (7CM DEEP)	0.00



Backrest Adaptors

107261-99-0	<input type="checkbox"/>	DIRECT BACKREST ADAPTOR	0.00
107265-99-0	<input type="checkbox"/>	TUBULAR BACKREST ADAPTOR	0.00



Comfort Unite 1 (6 cm lateral contour)

<input type="checkbox"/>	COMFORT UNITE 1, DIAMOND SPACER FABRIC, INCL DIRECT MOUNT	501.92
<input type="checkbox"/>	COMFORT UNITE 1, DIAMOND SPACER FABRIC, INCL POWER MOUNT	601.92



HEIGHT	WIDTH			
	36 cm	41 cm	46 cm	51 cm
41 cm	<input type="checkbox"/>	<input type="checkbox"/>	<input type="checkbox"/>	<input type="checkbox"/>
46 cm	<input type="checkbox"/>	<input type="checkbox"/>	<input type="checkbox"/>	<input type="checkbox"/>
51 cm		<input type="checkbox"/>	<input type="checkbox"/>	<input type="checkbox"/>

HEIGHT	MOUNTING HEIGHT						
	52	54.5	57	59.5	62	64.5	67
41 cm	<input type="checkbox"/>	<input type="checkbox"/>	<input type="checkbox"/>	<input type="checkbox"/>			
46 cm	<input type="checkbox"/>	<input type="checkbox"/>	<input type="checkbox"/>	<input type="checkbox"/>	<input type="checkbox"/>	<input type="checkbox"/>	
51 cm			<input type="checkbox"/>	<input type="checkbox"/>	<input type="checkbox"/>	<input type="checkbox"/>	<input type="checkbox"/>



Comfort Unite 2 (10 cm lateral contour)

<input type="checkbox"/>	COMFORT UNITE 2, DIAMOND SPACER HOES, INCL DIRECT MOUNT	502.00	
<input type="checkbox"/>	COMFORT UNITE 2, DIAMOND SPACER FABRIC, INCL POWER MOUNT	602.00	



HEIGHT	WIDTH			
	36 cm	41 cm	46 cm	51 cm
41 cm	<input type="checkbox"/>	<input type="checkbox"/>	<input type="checkbox"/>	<input type="checkbox"/>
46 cm	<input type="checkbox"/>	<input type="checkbox"/>	<input type="checkbox"/>	<input type="checkbox"/>
51 cm	<input type="checkbox"/>	<input type="checkbox"/>	<input type="checkbox"/>	<input type="checkbox"/>

HEIGHT	MOUNTING HEIGHT						
	52	54.5	57	59.5	62	64.5	67
41 cm	<input type="checkbox"/>	<input type="checkbox"/>	<input type="checkbox"/>	<input type="checkbox"/>			
46 cm	<input type="checkbox"/>	<input type="checkbox"/>	<input type="checkbox"/>	<input type="checkbox"/>	<input type="checkbox"/>	<input type="checkbox"/>	
51 cm			<input type="checkbox"/>	<input type="checkbox"/>	<input type="checkbox"/>	<input type="checkbox"/>	<input type="checkbox"/>

Comfort Unite 3 (16 cm lateral contour)

<input type="checkbox"/>	COMFORT UNITE 3, DIAMOND SPACER FABRIC, INCL DIRECT MOUNT	502.00	
<input type="checkbox"/>	COMFORT UNITE 3, DIAMOND SPACER FABRIC, INCL POWER MOUNT	602.00	
<input type="checkbox"/>	COMFORT UNITE 3, DIAMOND SPACER FABRIC, ROHO INSERT , INCL DIRECT MOUNT	667.00	
<input type="checkbox"/>	COMFORT UNITE 3, DIAMOND SPACER FABRIC, ROHO INSERT , INCL POWER MOUNT	767.00	



HEIGHT	WIDTH			
	36 cm	41 cm	46 cm	51 cm
41 cm	<input type="checkbox"/>	<input type="checkbox"/>	<input type="checkbox"/>	<input type="checkbox"/>
46 cm	<input type="checkbox"/>	<input type="checkbox"/>	<input type="checkbox"/>	<input type="checkbox"/>
51 cm	<input type="checkbox"/>	<input type="checkbox"/>	<input type="checkbox"/>	<input type="checkbox"/>

HEIGHT	MOUNTING HEIGHT						
	52	54.5	57	59.5	62	64.5	67
41 cm	<input type="checkbox"/>	<input type="checkbox"/>	<input type="checkbox"/>	<input type="checkbox"/>			
46 cm	<input type="checkbox"/>	<input type="checkbox"/>	<input type="checkbox"/>	<input type="checkbox"/>	<input type="checkbox"/>	<input type="checkbox"/>	
51 cm			<input type="checkbox"/>	<input type="checkbox"/>	<input type="checkbox"/>	<input type="checkbox"/>	<input type="checkbox"/>

Comfort Relief

<input type="checkbox"/>	COMFORT RELIEF, DIAMOND SPACER FABRIC, INCL POWER MOUNT	702.00	
--------------------------	--	--------	--

(H) HOOGTE	(W) RUGBREEDETE			
	36 cm	41 cm	46 cm	51 cm
41 cm	<input type="checkbox"/>	<input type="checkbox"/>	<input type="checkbox"/>	<input type="checkbox"/>
46 cm	<input type="checkbox"/>	<input type="checkbox"/>	<input type="checkbox"/>	<input type="checkbox"/>
51 cm	<input type="checkbox"/>	<input type="checkbox"/>	<input type="checkbox"/>	<input type="checkbox"/>



Backrest Adjustment

107825-99-0	<input type="checkbox"/>	POWERED ADJ. BACKREST 150	1432.00	
107755-99-0	<input type="checkbox"/>	POWERED ADJ BACKREST 180	1432.00	
108195-99-0	<input checked="" type="checkbox"/>	MANUAL ADJUSTMENT	0.00	
105067-99-0	<input type="checkbox"/>	BIOMECHANICAL BACKREST	505.00	

Mounting Armrests


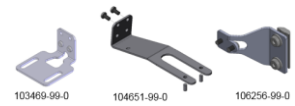

107251-99-0	<input type="checkbox"/>	NARROW WIDTH BETWEEN ARMREST (38-48cm)	0.00	
107252-99-0	<input type="checkbox"/>	WIDE WIDTH BETWEEN ARMREST (38-48cm)	0.00	
105083-99-0	<input type="checkbox"/>	WIDTH BETWEEN ARMREST 380MM	0.00	
105084-99-0	<input type="checkbox"/>	WIDTH BETWEEN ARMREST 430MM	0.00	
105085-99-0	<input type="checkbox"/>	WIDTH BETWEEN ARMREST 480MM	0.00	
105086-99-0	<input type="checkbox"/>	WIDTH BETWEEN ARMREST 530MM	0.00	
105082-99-0	<input type="checkbox"/>	WIDTH BETWEEN ARMREST 580MM	0.00	
106631-99-0	<input type="checkbox"/>	ARMREST HEIGHT FROM SEAT PAN POS 1: 230MM	0.00	
106632-99-0	<input type="checkbox"/>	ARMREST HEIGHT FROM SEAT PAN POS 2: 255MM	0.00	
106633-99-0	<input checked="" type="checkbox"/>	ARMREST HEIGHT FROM SEAT PAN POS 3: 280MM	0.00	
106634-99-0	<input type="checkbox"/>	ARMREST HEIGHT FROM SEAT PAN POS 4: 305MM	0.00	
106635-99-0	<input type="checkbox"/>	ARMREST HEIGHT FROM SEAT PAN POS 5: 330MM	0.00	
105070-99-0	<input checked="" type="checkbox"/>	ARMREST FIXED	0.00	
105072-99-0	<input type="checkbox"/>	ARMREST SWIVEL	195.00	



Thigh Guides									
109179-99-0	<input type="checkbox"/>	BODILINK THIGH SUPPORT STRETCH-AIR 90X110 S	<input type="checkbox"/>	LEFT	<input type="checkbox"/>	RIGHT	201.00		<p>B: 90x110mm 109179-99-0 109180-99-0</p> <p>C: 200x90mm 109181-99-0 109182-99-0</p> <p>G: 300x90mm 109036-99-0 109037-99-0</p>
109181-99-0	<input type="checkbox"/>	BODILINK THIGH SUPPORT STRETCH-AIR 200X90 L	<input type="checkbox"/>	LEFT	<input type="checkbox"/>	RIGHT	201.00		
109036-99-0	<input type="checkbox"/>	BODILINK THIGH SUPPORT STRETCH-AIR 300X90 XL	<input type="checkbox"/>	LEFT	<input type="checkbox"/>	RIGHT	201.00		
107392-99-0	<input type="checkbox"/>	THIGH SUPPORT LEFT TEXT. (MESH) 110x90 SMALL (B)	<input type="checkbox"/>	LEFT	<input type="checkbox"/>	RIGHT	173.00		
107396-99-0	<input type="checkbox"/>	THIGH SUPPORT LEFT TEXT. (MESH) 165x120 MEDIUM (J)	<input type="checkbox"/>	LEFT	<input type="checkbox"/>	RIGHT	173.00		
107394-99-0	<input type="checkbox"/>	THIGH SUPPORT LEFT TEXT. (MESH) 200x90 LARGE (C)	<input type="checkbox"/>	LEFT	<input type="checkbox"/>	RIGHT	173.00		
107390-99-0	<input type="checkbox"/>	THIGH SUPPORT LEFT TEXT. (MESH) 300x90 XLARGE (G)	<input type="checkbox"/>	LEFT	<input type="checkbox"/>	RIGHT	173.00		
Hip Guides									
109032-99-0	<input type="checkbox"/>	BODILINK LPTS PREM 90X110 STRETCH-AIR LEFT, HIP	<input type="checkbox"/>	LEFT	<input type="checkbox"/>	RIGHT	201.00		<p>G: 300x90mm 107390-99-0 107391-99-0</p> <p>B: 90x110mm 107392-99-0 107393-99-0</p> <p>C: 200x90mm 107394-99-0 107395-99-0</p> <p>J: 165x120mm 107396-99-0 107397-99-0</p>
109034-99-0	<input type="checkbox"/>	BODILINK LPTS PREM 200X90 STRETCH-AIR LEFT, HIP	<input type="checkbox"/>	LEFT	<input type="checkbox"/>	RIGHT	201.00		
109038-99-0	<input type="checkbox"/>	BODILINK LPTS PREM 150X140 STRETCH-AIR LEFT, HIP	<input type="checkbox"/>	LEFT	<input type="checkbox"/>	RIGHT	201.00		
107400-99-0	<input type="checkbox"/>	HIP SUPPORT LEFT TEXT. (MESH) 110x90 SMALL (B)	<input type="checkbox"/>	LEFT	<input type="checkbox"/>	RIGHT	173.00		
107398-99-0	<input type="checkbox"/>	HIP SUPPORT LEFT TEXT. (MESH) 150x140 MEDIUM (A)	<input type="checkbox"/>	LEFT	<input type="checkbox"/>	RIGHT	173.00		
107402-99-0	<input type="checkbox"/>	HIP SUPPORT LEFT TEXT. (MESH) 200x90 LARGE (C)	<input type="checkbox"/>	LEFT	<input type="checkbox"/>	RIGHT	173.00		
107404-99-0	<input type="checkbox"/>	HIP SUPPORT LEFT TEXT. (MESH) 200x200 XLARGE (D)	<input type="checkbox"/>	LEFT	<input type="checkbox"/>	RIGHT	173.00		
Calf Support									
105252-99-0	<input type="checkbox"/>	CALF SUPPORTS S (B) 110x90 (MESH)	<input type="checkbox"/>	LEFT	<input type="checkbox"/>	RIGHT	276.00		<p>A: 150x140mm 105250-99-0 106180-99-0</p> <p>D: 200x200mm 105254-99-0 106188-99-0</p> <p>J: 165x120mm 106177-99-0 105256-99-0 107211-99-0</p> <p>B: 50x110mm 105252-99-0 107215-99-0</p> <p>H: 170x175mm 105258-99-0 106188-99-0</p>
105258-99-0	<input checked="" type="checkbox"/>	CALF SUPPORTS M (J) 165x120 (MESH)	<input type="checkbox"/>	LEFT	<input type="checkbox"/>	RIGHT	276.00		
105250-99-0	<input type="checkbox"/>	CALF SUPPORTS L (A) 150x140 (MESH)	<input type="checkbox"/>	LEFT	<input type="checkbox"/>	RIGHT	276.00		
105256-99-0	<input type="checkbox"/>	CALF SUPPORTS XL (H) 170x175 (MESH)	<input type="checkbox"/>	LEFT	<input type="checkbox"/>	RIGHT	276.00		
105254-99-0	<input type="checkbox"/>	CALF SUPPORTS XXL (D) 200x200 (MESH)	<input type="checkbox"/>	LEFT	<input type="checkbox"/>	RIGHT	276.00		
Elbow Support									
107838-99-0	<input type="checkbox"/>	ELBOW SUPPORT	<input type="checkbox"/>	LEFT	<input type="checkbox"/>	RIGHT	103.00		<p>107840-99-0 107863-99-0 107864-99-0 107865-99-0</p> <p>107838-99-0</p>
107863-99-0	<input type="checkbox"/>	ARMREST SIDE SUPPORT OUTSIDE	<input type="checkbox"/>	LEFT	<input type="checkbox"/>	RIGHT	58.00		
107865-99-0	<input type="checkbox"/>	ARMREST SIDE SUPPORT INSIDE	<input type="checkbox"/>	LEFT	<input type="checkbox"/>	RIGHT	58.00		
Gel Pads Footplates									
106530-99-0	<input type="checkbox"/>	STEALTH GEL PADS 16CM WIDE FOOTPATES					304.00		
106225-99-0	<input type="checkbox"/>	STEALTH GEL PADS 20CM WIDE FOOTPATES					304.00		
Abduction Wedge									
109373-99-0	<input type="checkbox"/>	LEG ABDUCTION WEDGE					332.00		
Shoulder Support									
105410-99-0	<input type="checkbox"/>	SHOULDER SUPPORT 36CM					0.00		
105411-99-0	<input type="checkbox"/>	SHOULDER SUPPORT 41CM					0.00		
105412-99-0	<input type="checkbox"/>	SHOULDER SUPPORT 46CM					0.00		
105854-99-0	<input type="checkbox"/>	SHOULDER SUPPORT 51CM					0.00		
Stump Support									
106497-99-0	<input type="checkbox"/>	STUMP SUPPORT SMALL (A) 150x140 TEXTILE (MESH)	<input type="checkbox"/>	LEFT	<input type="checkbox"/>	RIGHT	201.00		<p>A: 150x140mm 103067-99-0 103068-99-0</p> <p>J: 165x120mm 103069-99-0</p> <p>D: 200x200mm 102071-99-0</p> <p>H: 170x175mm 102070-99-0</p>
106500-99-0	<input type="checkbox"/>	STUMP SUPPORT MEDIUM (J) 165x120 TEXTILE (MESH)	<input type="checkbox"/>	LEFT	<input type="checkbox"/>	RIGHT	201.00		
106499-99-0	<input type="checkbox"/>	STUMP SUPPORT LARGE (H) 170x175 TEXTILE (MESH)	<input type="checkbox"/>	LEFT	<input type="checkbox"/>	RIGHT	201.00		
106498-99-0	<input type="checkbox"/>	STUMP SUPPORT XLARGE (D) 200x200 TEXTILE (MESH)	<input type="checkbox"/>	LEFT	<input type="checkbox"/>	RIGHT	201.00		
Knee Supports									
110452-99-0	<input type="checkbox"/>	KNEE SUPPORT SWING AWAY C ORPUS VS - LARGE					271.00		<p>107285-99-0</p> <p>107028-99-0</p>
110453-99-0	<input type="checkbox"/>	KNEE SUPPORT SWING AWAY C ORPUS VS - SMALL					271.00		
107285-99-0	<input type="checkbox"/>	KNEE SUPPORT TEXTILE UPHOLSTERY					0.00		
107028-99-0	<input type="checkbox"/>	HOLDER KNEE SUPPORT UNITRACK					49.00		
Lumbar Support									
101972-99-0	<input type="checkbox"/>	LUMBAR SUPPORT,AIR					208.00		

Hip Belt						
100518-99-0	<input type="checkbox"/>	SAFETY BELT,BUCKLE			65.00	
100519-99-0	<input type="checkbox"/>	SAFETY BELT,AUTOTENSION	<input type="checkbox"/> LEFT	<input type="checkbox"/> RIGHT	124.00	
100600-99-0	<input type="checkbox"/>	SAFETY BELT,AUTOTENSION LONG VERSION	<input type="checkbox"/> LEFT	<input type="checkbox"/> RIGHT	124.00	
104518-99-0	<input type="checkbox"/>	SEATBELT, BODYPOINT 2- POINT, MEDIUM, NON-PADDED			79.00	
104520-99-0	<input type="checkbox"/>	SEATBELT, BODYPOINT 2- POINT, MEDIUM, PADDED			112.00	
104514-99-0	<input type="checkbox"/>	SEATBELT, BODYPOINT 2- POINT, LARGE, NON-PADDED			79.00	
104516-99-0	<input type="checkbox"/>	SEATBELT, BODYPOINT 2- POINT, LARGE, PADDED			112.00	
108267-99-0	<input type="checkbox"/>	BP HIP BELT, 2P C PULL LATCH 46CM PAD			112.00	
108266-99-0	<input type="checkbox"/>	BP HIP BELT, 2P C PULL LATCH 62CM PAD			112.00	
108265-99-0	<input type="checkbox"/>	BP HIP BELT, 4P R PULL PUSHBUTT. 46CM PAD			151.00	
 Hip belts non padded  Hip belts padded Rehab Latch						
 Hip belts padded  4-Point R pull						
 100518-99-0  100519-99-0						
 100600-99-0						
 105845-99-0  105843-99-0						
 Monoflex™ Chest Support  PivotFit™ Shoulder Harness						
 Stayflex™ Chest Support						
Chest Supports						
105843-99-0	<input type="checkbox"/>	CHEST STRAP BODYPOINT ELASTIC LARGE			87.00	
105845-99-0	<input type="checkbox"/>	CHEST STRAP BODYPOINT ELASTIC SMALL			87.00	
100529-99-0	<input type="checkbox"/>	SAFETY BELT,4-POINT			157.00	
105840-99-0	<input type="checkbox"/>	SEATBELT, BODYPOINT MONOFLEX MEDIUM			94.00	
105839-99-0	<input type="checkbox"/>	SEATBELT, BODYPOINT MONOFLEX LARGE			94.00	
105850-99-0	<input type="checkbox"/>	SEATBELT, BODYPOINT MONOFLEX X-LARGE			94.00	
108275-99-0	<input type="checkbox"/>	BP HARNESS PIVOTFIT S SHOULDER SUPPORT FP			167.00	
108276-99-0	<input type="checkbox"/>	BP HARNESS PIVOTFIT M SHOULDER SUPPORT FP			167.00	
108277-99-0	<input type="checkbox"/>	BP HARNESS PIVOTFIT L SHOULDER SUPPORT FP			167.00	
108278-99-0	<input type="checkbox"/>	BP HARNESS PIVOTFIT XL SHOULDER SUPPORT FP			167.00	
108269-99-0	<input type="checkbox"/>	BP HARNESS STAYFLEX XS CHEST SUPPORT FP			0.00	
108270-99-0	<input type="checkbox"/>	BP HARNESS STAYFLEX S CHEST SUPPORT FP			167.00	
108271-99-0	<input type="checkbox"/>	BP HARNESS STAYFLEX M CHEST SUPPORT FP			167.00	
108272-99-0	<input type="checkbox"/>	BP HARNESS STAYFLEX L CHEST SUPPORT FP			167.00	
108273-99-0	<input type="checkbox"/>	BP HARNESS STAYFLEX XL CHEST SUPPORT FP			167.00	
Footstraps						
103104-99-0	<input type="checkbox"/>	FOOTSTRAPS WITH PADS (SET OF 2)			0.00	
103427-99-0	<input type="checkbox"/>	FOOTSTRAPS WITHOUT PADS (SET OF 2)			137.00	
108242-99-0	<input type="checkbox"/>	BP ANKEL HUGGERS MEDIUM			46.00	
108243-99-0	<input type="checkbox"/>	BP ANKEL HUGGERS LARGE			159.00	
 103104-99-0  103427-99-0  108242-99-0  108243-99-0						
Tables						
106609-99-0	<input type="checkbox"/>	TABLE SWINGABLE FOR JOYSTICK 600	<input type="checkbox"/> LEFT	<input type="checkbox"/> RIGHT	402.00	
106610-99-0	<input type="checkbox"/>	TABLE SWINGABLE FOR JOYSTICK 650	<input type="checkbox"/> LEFT	<input type="checkbox"/> RIGHT	402.00	
108509-99-0	<input type="checkbox"/>	TABLE REMOVEABLE ANGLE ADJUSTABLE 280	<input type="checkbox"/> LEFT	<input type="checkbox"/> RIGHT	345.00	
108510-99-0	<input type="checkbox"/>	TABLE REMOVEABLE ANGLE ADJUSTABLE 330	<input type="checkbox"/> LEFT	<input type="checkbox"/> RIGHT	345.00	
108511-99-0	<input type="checkbox"/>	TABLE REMOVEABLE ANGLE ADJUSTABLE 381	<input type="checkbox"/> LEFT	<input type="checkbox"/> RIGHT	345.00	
108512-99-0	<input type="checkbox"/>	TABLE REMOVEABLE ANGLE ADJUSTABLE 432	<input type="checkbox"/> LEFT	<input type="checkbox"/> RIGHT	345.00	
108513-99-0	<input type="checkbox"/>	TABLE REMOVEABLE ANGLE ADJUSTABLE 482	<input type="checkbox"/> LEFT	<input type="checkbox"/> RIGHT	345.00	
106863-99-0	<input type="checkbox"/>	TABLE ANGLE ADJ. 1 SIDE FIXATION	<input type="checkbox"/> LEFT	<input type="checkbox"/> RIGHT	402.00	
106619-99-0	<input type="checkbox"/>	COLLEGE TABLE	<input type="checkbox"/> LEFT	<input type="checkbox"/> RIGHT	253.00	
 105262-99-0  106863-99-0  105618-99-0  105831-99-0  106619-99-0						
POUCHES/BAGS						
107339-99-0	<input type="checkbox"/>	ARMREST POUCH,RIGHT BLACK	<input type="checkbox"/> LEFT	<input type="checkbox"/> RIGHT	47.00	
107340-99-0	<input type="checkbox"/>	SEATFRAME POUCH BLACK			43.00	
102059-99-0	<input type="checkbox"/>	BACK PACK			173.00	
105563-99-0	<input type="checkbox"/>	BACKPACK HOOKS,SET UNITRACK			33.00	
109186-99-0	<input type="checkbox"/>	BAG HOOK BACKREST HIGH			33.00	
109187-99-0	<input type="checkbox"/>	BAG HOOK BACKREST LOW			33.00	
 107339-99-0  107340-99-0  102059-99-0  105563-99-0  109186-99-0  109187-99-0						
ACCESSORIES						
106058-99-0	<input type="checkbox"/>	SUPPORT HANDLE ARMREST	<input type="checkbox"/> LEFT	<input type="checkbox"/> RIGHT	127.00	
105260-99-0	<input type="checkbox"/>	TRANSFER HANDLES, SET			201.00	
105292-99-0	<input type="checkbox"/>	PUSH HANDLES			187.00	
105223-99-0	<input type="checkbox"/>	CRUTCH HOLDER	<input type="checkbox"/> LEFT	<input type="checkbox"/> RIGHT	181.00	
105224-99-0	<input type="checkbox"/>	HOLDER OXYGEN BOTTLE C3G			224.00	
106210-99-0	<input type="checkbox"/>	CUP HOLDER			34.00	
106806-99-0	<input type="checkbox"/>	PHONE HOLDER X-GRIP			83.00	
106972-99-0	<input type="checkbox"/>	TABLET HOLDER X-GRIP			143.00	
 106058-99-0  105260-99-0  105292-99-0  105223-99-0  105224-99-0  106210-99-0  106806-99-0  106972-99-0						

USER CONTROLS				
MOUNTING USER CONTROL		<input type="checkbox"/> MOUNT LEFT	<input type="checkbox"/> MOUNT RIGHT	
JOYSTICK				
108848-99-0	<input type="checkbox"/>	JOYSTICK CJSM2 HIGH SPEED BUS	551.00	
105246-99-0	<input type="checkbox"/>	JOYSTICK RNET LED	0.00	
105700-99-0	<input type="checkbox"/>	JOYSTICK R-NET HEAVY DUTY WITH COLOUR DISPLAY	1124.00	
105293-99-0	<input type="checkbox"/>	TABLE STEERING, FLIP-OVER 600MM, BACKR. WIDTH 400	2236.00	
105294-99-0	<input type="checkbox"/>	TABLE STEERING, FLIP-OVER 650MM, BACKR. WIDTH 450	2236.00	
Bluetooth HID				
111188-99-0	<input type="checkbox"/>	Enable Bluetooth mode	0.00	
Independent Repositioning Mode (IRM)				
110156-99-0	<input type="checkbox"/>	CONF. PACK. INDEPENDENT REPOSITIONING MODE (IRM)	0.00	
Joystick Holder				
107754-99-0	<input type="checkbox"/>	PANELHOLDER PARALLEL MOTION UNITRACK	195.00	
102835-99-0	<input type="checkbox"/>	WITHOUT PANEL HOLDER	0.00	
103473-99-0	<input type="checkbox"/>	PANEL HOLDER SWING AWAY - 335MM	0.00	
103474-99-0	<input type="checkbox"/>	PANEL HOLDER SWING AWAY - 435MM	0.00	
108019-99-0	<input type="checkbox"/>	BODYPOINT MIDLINE MOUNT ASSEMBLY KIT R-NET	586.00	
108005-99-0	<input type="checkbox"/>	HEIGHT ADJUSTABLE JOYSTICK HOLDER	145.00	
Switch Box				
102798-99-0	<input type="checkbox"/>	SWITCH BOX WITH PUSH BUTTONS	773.00	
102799-99-0	<input type="checkbox"/>	SWITCH BOX WITH TOGGLE SWITCHES	773.00	
104621-99-0	<input type="checkbox"/>	LOCKING KEY R-NET	0.00	
Switch Box Bracket				
103469-99-0	<input type="checkbox"/>	JOYSTICK MOUNTED	0.00	
104651-99-0	<input type="checkbox"/>	UNITRACK ARMREST <input type="checkbox"/> LEFT <input type="checkbox"/> RIGHT	46.00	
106256-99-0	<input type="checkbox"/>	BACKREST <input type="checkbox"/> LEFT <input type="checkbox"/> RIGHT	46.00	
105409-99-0	<input type="checkbox"/>	NOT MOUNTED	0.00	
Switch Box Layout				
108794-99-0	<input type="checkbox"/>	LAYOUT "A" SINGLE LAYER (STD)	0.00	
108795-99-0	<input type="checkbox"/>	LAYOUT "B" SINGLE LAYER, MEM	0.00	
108796-99-0	<input type="checkbox"/>	LAYOUT "C" SWAP LAYERS, MEM	0.00	
108797-99-0	<input type="checkbox"/>	LAYOUT "D" SINGLE LAYER (ALT SEQ)	0.00	
108798-99-0	<input type="checkbox"/>	LAYOUT "E" SINGLE LAYER, NO TILT	0.00	
108799-99-0	<input type="checkbox"/>	LAYOUT "F" SINGLE STAND, SWAP, MEM	0.00	
108801-99-0	<input type="checkbox"/>	LAYOUT "L" SWAP, MEM, 5 VERST.	0.00	
Indication Level				
108802-99-0	<input type="checkbox"/>	LEVEL 1: NONE	0.00	
108803-99-0	<input type="checkbox"/>	LEVEL 2: SEAT FUNCTION	0.00	
108804-99-0	<input type="checkbox"/>	LEVEL 3: SPEED LIMIT	0.00	
108805-99-0	<input type="checkbox"/>	LEVEL 4: COMPLETE	0.00	
External Charging Socket				
104163-99-0	<input type="checkbox"/>	EXTRA CHARGER CONNECTOR MOUNTED ON THE ARMREST <input type="checkbox"/> LEFT <input type="checkbox"/> RIGHT	127.00	
104164-99-0	<input type="checkbox"/>	EXTRA CHARGER CONNECTOR MOUNTED ON ACC. RAIL <input type="checkbox"/> LEFT <input type="checkbox"/> RIGHT	127.00	
104165-99-0	<input type="checkbox"/>	EXTRA CHARGER CONNECTOR MOUNTED UNDER SEAT FR ^A <input type="checkbox"/> LEFT <input type="checkbox"/> RIGHT	127.00	
Locking Key				
104620-99-0	<input type="checkbox"/>	LOCKING KEY R-NET	39.00	



Joystick Knobs			
100960-99-0	<input type="checkbox"/>	JOYSTICK KNOB CHIN CUP	41.00
100961-99-0	<input type="checkbox"/>	JOYSTICK KNOB T-GRIP	41.00
100962-99-0	<input type="checkbox"/>	JOYSTICK KNOB BALL BIG	41.00
100963-99-0	<input type="checkbox"/>	JOYSTICK KNOB SOFT BALL	41.00
100964-99-0	<input type="checkbox"/>	JOYSTICK KNOB MUSHROOM	41.00
100965-99-0	<input type="checkbox"/>	JOYSTICK KNOB STICK	41.00
101165-99-0	<input type="checkbox"/>	JOYSTICK KNOB BALL SMALL	41.00
101166-99-0	<input type="checkbox"/>	JOYSTICK KNOB STANDARD	41.00
105442-99-0	<input type="checkbox"/>	JOYSTICK KNOB SOFT BALL BLACK (CONE)	41.00
105846-99-0	<input type="checkbox"/>	JOYSTICK KNOB BODYPOINT 7.5CM U-SHAPED	64.00
105847-99-0	<input type="checkbox"/>	JOYSTICK KNOB BODYPOINT 10CM U-SHAPED	64.00
105848-99-0	<input type="checkbox"/>	JOYSTICK KNOB BODYPOINT RUBBER DOME	59.00



Attendant Control			
105225-99-0	<input type="checkbox"/>	CO-PILOT	2272.00
109532-99-0	<input type="checkbox"/>	SCOOT CONTROL R-NET	2632.00
107320-99-0	<input type="checkbox"/>	ATTENDANT CONTROL JOYSTICK LIGHT LED	<input type="checkbox"/> LEFT <input type="checkbox"/> RIGHT 562.00
107318-99-0	<input type="checkbox"/>	NOT REQUIRED	0.00
107321-99-0	<input type="checkbox"/>	JOYSTICK ATTENDANT RNET SPEED/MODE	<input type="checkbox"/> LEFT <input type="checkbox"/> RIGHT 535.00



Emergency Stop			
101792-99-0	<input type="checkbox"/>	EMERGENCY STOP SWITCH	258.00

SUPPLEMENTARY ACCESSORIES

R-NET alternative controls			
103892-99-0	<input type="checkbox"/>	MDT/RNET: JS COMPACT (LOW FORCE)	1549.00
103817-99-0	<input type="checkbox"/>	MDT/RNET: JS COMPACT	975.00
105289-99-0	<input type="checkbox"/>	MDT/RNET: MINI JOYSTICK	2351.00
109524-99-0	<input type="checkbox"/>	MICRO JOYSTICK FOR R-NET, w/300 mm CABLE	2351.00
109526-99-0	<input type="checkbox"/>	MULTI JOYSTICK FOR R-NET, w/300 mm CABLE	2121.00
109528-99-0	<input type="checkbox"/>	ALL-ROUND JOYSTICK LIGHT FOR R-NET, w/800mm CABLE	1777.00
109530-99-0	<input type="checkbox"/>	ALL-ROUND JOYSTICK FOR R- NET, w/800mm CABLE	1135.00



Supplementary Accessories			
105210-99-0	<input type="checkbox"/>	PANEL HOLDER ATTENDANT	264.00
101303-99-0	<input type="checkbox"/>	CHEST SUPPORT FOR TABLE CII/VII VINYL	196.00
108995-99-0	<input type="checkbox"/>	USB OUTLET CABLE	<input type="checkbox"/> LEFT <input type="checkbox"/> RIGHT 155.00
109533-99-0	<input type="checkbox"/>	HAND WARMER SET	689.00
107363-99-0	<input type="checkbox"/>	CONE 1 HAND HAND HEATER	185.00
107364-99-0	<input type="checkbox"/>	CONE 2 HANDS HAND HEATER	282.00

