

**ARJOHUNTLEIGH**  
GETINGE GROUP

**MAXI TWIN**  
THE INNOVATIVE TWIN-MAST LIFTER



...with people in mind



## EFFORTLESS POSITIONING AND IMPROVED CARE

By utilizing *Maxi Twin*, you can improve resident handling routines. Staff benefit from maximum assistance in lifting, positioning and rotating the resident in the sling. All resident lifting is controlled from the handset. Resident positioning in the sling can be accomplished with minimum or no physical effort by using DPS (Dynamic Positioning System) or Powered DPS. The resident can be gently rotated 360 degrees in the sling, which enhances the efficiency of transfer routines.

The excellent lifting range and reach provide handling benefits for resident transfers. This is particularly evident during bed transfers, when the resident can be correctly positioned in the middle of any type of bed – fixed-

height, height-adjustable, extra wide – without the need for awkward manual repositioning.

Designed for use by one nurse or carer with residents and patients who have no capacity to support themselves – see the Mobility Gallery on back page – The lifter is suitable for care environments such as residential homes, nursing homes and special schools.

*Maxi Twin* can improve working conditions for nurses and carers and the well-being of residents and patients by enhancing safety and comfort during everyday transfers and, should the situation arise, emergency lifting from the floor.



## GREATER STABILITY AND SUPERIOR MANOEUVRABILITY

*Maxi Twin* is the mobile lifter known for its unique open, twin-mast design. This innovative solution opens up new possibilities to fulfil the twin aims of ArjoHuntleigh in resident handling – to promote safe, ergonomic working routines for carers and nurses, and ensure comfortable, secure transfers for residents and patients.

The twin masts are at the heart of an attractive, modern open design, distinctively different from other passive sling lifters. This new look gives the resident an unobstructed view of the carer for reassuring eye contact during transfer routines. By improving stability and weight distribution, the twin-mast design also enhances safety and ease of operation, allowing the handling of patients and residents up to 182 kg (400 lbs).

As each mast can effectively act as a separate handle, the twin-mast concept enables excellent manoeuvrability and control. The twin-masts or jib can be held at any point along their length for manoeuvring

the lifter, ensuring that whatever a carer's height, the optimum working posture is always achievable. On the move, the lightweight unit runs on superior castors, ensuring minimum effort is needed for steering and positioning.

The lifter offers an unrivalled combination of excellent manoeuvrability and stability. A unique friction solution (patent pending) at the connection point of the jib and the spreader bar holds the resident stable in the sling, preventing the pendulum effect or swing-and-sway motion often associated with sling lifters. This greater stability, which only *Maxi Twin* can offer, increases comfort and safety for the resident and carer during transfer routines.

# KEY FEATURES

Every feature and detail of the lifter is optimized for easy operation and access. The emphasis on open design and manoeuvrability offers a number of attractive benefits for both the resident and carer.




**1 Range of spreader bars**  
With a choice of 3 different loop spreader bar sizes, Medium DPS and Medium Powered DPS, a range of options is available to provide the optimized solution for patients with unique needs. To be specified at the time of order.



**2 Powered DPS**  
The Powered DPS spreader bar offers effortless, exact positioning of the resident at the press of a button.



**3 No swing or sway**  
For the additional comfort and safety of both the resident and carer, the unique friction solution prevents the spreader bar from swinging backwards and forwards.




**4 Excellent manoeuvrability**  
The twin-mast design distributes the resident's and lifter's weight more evenly, which makes turning easier. It also offers an ergonomic grip for smooth manoeuvring that can be used efficiently by carers of all heights.



**Electronic scale (optional)**  
A vertical electronic scale is offered as an optional extra. It allows the carer to conveniently weigh their resident/patient while performing a transfer.



**Superior eye contact**  
The open design offers close, reassuring eye contact between the carer and resident at all times.



**Safe lifts from the floor**  
Maxi Twin offers exceptionally easy safe lifting from the floor.



**Exceptional legroom**  
Excellent legroom improves comfort and safety for the resident.

# SMOOTH AND SAFE TRANSFERS

The innovative open design of *Maxi Twin* enables resident transfer routines to be accomplished smoothly and safely by a single carer using sound ergonomic working methods. A carer will find it easy to lift a resident from any platform such as a bed, chair or the floor.

## Bedside routines

The lifter is easy to manoeuvre into position for transfers by holding the two masts or jib. Sling attachment is simple and efficient. Lifting proceeds smoothly under handset control, which enables the carer to stay close to the resident during the routine.

The excellent reach of the jib enables the resident to be lifted from the middle of the bed. With an arc lifting action, the resident experiences no uncomfortable drag across the bed during the lifting sequence. And, with no central mast to impede vision, the open design enables reassuring eye contact between carer and resident at all times during lifting and transfer.

## Chair/toilet transfers

Enables smooth resident transfers to and from chairs or toilet. The spreader bar and long reach of the lifter allows the resident to be safely rotated into the correct position.

At the press of a button on the handset, the electrically powered chassis legs can be opened to provide optimum access to the chair. Each chassis leg works independently, so if one leg encounters an obstacle, such as a wall or bed, it will stop while the other one continues to open, thus ensuring best possible access.

DPS or Powered DPS enable fine-tuning of the resident's position to optimize comfort and bring the resident to an upright position when being lowered into the chair or onto a toilet. The rear of the chassis has been designed to give the carer plenty of room for comfortable foot placement when manoeuvring the lift.

## System integration

System integration is another important benefit, as the lifter is compatible with other ArjoHuntleigh solutions used in elderly care, such as *Carendo*. Smooth integration with the *Carendo* multi-purpose hygiene chair means residents can be efficiently and safely transferred for hygiene routines.



Transfers to and from chair



Easy bedside routines



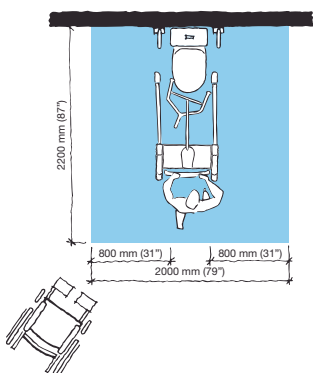
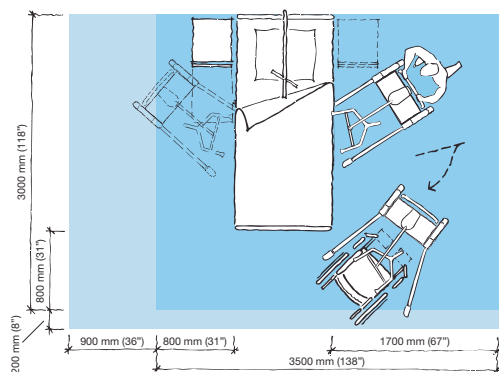
Safe lifting from the floor



Secure toilet transfers

# PRODUCT SPECIFICATIONS

## Space requirement



Blue area shows the minimum working area required for the staff to be able to use the mechanical aids in an ergonomic way from one side.

Light blue area shows required extension of working area to facilitate activities from either side to provide adequate access for the resident, mechanical aid and assisting carer.

## Mobility Gallery™

### Elderly Care



DORIS



EMMA

### Special Care



DORIS



EMMA

**D**, who has no capacity to support him/herself

**E**, who is almost completely bedridden and totally dependant

Please contact ArjoHuntleigh for further information on the Mobility Gallery™.

## Product information

Max. safe working load	182 kg (400 lbs.)
Weight (no spreader bar, no battery) (incl. DPS + battery)	45.5 kg (100 lbs.) 53.7 kg (118 lbs.)
Lifting stroke	1225 mm (48 1/4")
Max. lifting height (CSP*) (With scale)	1985 mm (78") 2150 mm (84 3/4")
Min. lifting height (CSP*) (With scale)	760 mm (30") 880 mm (34 3/4")
Min. total storage height (with scale)	1480 mm (58 1/4")
Chassis clearance (floor to bottom of chassis)	30 mm / 1 1/4"
Leg clearance (floor to top of legs)	115 mm (4 1/2")
External width legs (closed) (opened)	755 mm (29 3/4") 1370 mm (54")
Turning diameter	1445 mm (57")
Total length	1300 mm (51 1/4")
Lifter - Protection Class	IPX4
Battery	2.5 NiMH; ArjoHuntleigh NEA0100
Emergency stop and system failure override	

Automatic safety cut-out if lowered onto an obstacle

Low friction castors, the rear two with brakes

**The product is in compliance with current legislation and applicable product standards**

\* According to ISO 10535: Central Suspension Point

Only ArjoHuntleigh designed parts, which are designed specifically for the purpose, should be used on the equipment and products supplied by ArjoHuntleigh. As our policy is one of continuous development we reserve the right to modify designs and specifications without prior notice.

® and ™ are trademarks belonging to the ArjoHuntleigh group of companies.  
© ArjoHuntleigh, 2011.

# ARJOHUNTLEIGH

## GETINGE GROUP

[www.ArjoHuntleigh.co.uk](http://www.ArjoHuntleigh.co.uk)

### ArjoHuntleigh UK – Head Office

ArjoHuntleigh House,  
Houghton Hall Business Park,  
Houghton Regis, Bedfordshire,  
LU5 5XF, United Kingdom  
Sales Phone: +44 (0) 1582 745700  
Sales Fax: +44 (0) 1582 745745  
Rental 24hr Helpline  
Lo-call Phone: +44 (0) 8457 342000  
Rental Fax: +44 (0) 1582 745843  
Email: [sales.admin@ArjoHuntleigh.com](mailto:sales.admin@ArjoHuntleigh.com)

### ArjoHuntleigh UK

**Service and Technical Centre**  
St Catherine Street,  
Gloucester, GL1 2SL,  
United Kingdom  
Phone: +44 (0) 8456 114114  
Service Fax: +44 (0) 1452 525207  
Email: [ukservice@ArjoHuntleigh.com](mailto:ukservice@ArjoHuntleigh.com)

### ArjoHuntleigh (Ireland)

EA House,  
Damastown Industrial Park,  
Mulhuddart, Dublin 15,  
Republic of Ireland  
Phone: 01 809 8960  
Fax: 01 809 8971  
Email: [dublin@ArjoHuntleigh.ie](mailto:dublin@ArjoHuntleigh.ie)  
[www.ArjoHuntleigh.ie](http://www.ArjoHuntleigh.ie)

### ArjoHuntleigh (Ireland)

19 Heron Road,  
Sydenham Business Park,  
Belfast, BT3 9LE,  
Northern Ireland  
Phone: 028 9050 2000  
Fax: 028 9050 2001  
Email: [belfast@ArjoHuntleigh.com](mailto:belfast@ArjoHuntleigh.com)  
[www.ArjoHuntleigh.ie](http://www.ArjoHuntleigh.ie)

**GETINGE GROUP** is a leading global provider of products and systems that contribute to quality enhancement and cost efficiency within healthcare and life sciences. We operate under the three brands of **ArjoHuntleigh**, **GETINGE** and **MAQUET**. **ArjoHuntleigh** focuses on patient mobility and wound management solutions. **GETINGE** provides solutions for infection control within healthcare and contamination prevention within life sciences. **MAQUET** specializes in solutions, therapies and products for surgical interventions, interventional cardiology and intensive care.