

**ARJOHUNTLEIGH**

GETINGE GROUP

**MAXI TWIN  
COMPACT**

THE OPTIMUM LIFTER FOR CARE  
IN CONFINED SPACES



...with people in mind



## BIG BENEFITS IN SMALL SPACES

***Maxi Twin Compact***<sup>™</sup> opens up new possibilities to improve resident and patient handling in care settings where space is limited.

Space can be an issue in many care situations that require a mobile lifter – such as transfers in a small bedroom or transporting a resident in a narrow corridor.

ArjoHuntleigh has developed the world's smallest passive lifter capable of offering both a Safe Working Load (160 kg) applicable to most residents, and a high lifting stroke that enables safe lifting of residents from the floor.

*Maxi Twin Compact* is a smaller version of the well-known *Maxi Twin* passive floor lifter. It incorporates all the main benefits of the larger twin-mast lifter, while offering the carer unique access advantages due to its remarkably small footprint and excellent manoeuvrability. This unrivalled ease of access can improve overall care and safety for resident handling routines in confined spaces that most other lifters cannot reach.

Residents experience safer and more comfortable transfers with *Maxi Twin Compact*. The resident is

handled safely in an optimum sling selected from the comprehensive ArjoHuntleigh sling range.\* Repositioning the resident in the sling requires no manual handling, as the unique flat Powered DPS (Dynamic Positioning System) spreader bar supports smooth procedures that are effortless for the carer. Importantly, the lifter's twin-mast design and unique jib connection eliminate the unpleasant "swing-and-sway" motion that many residents are subjected to in a conventional sling lifter.

This user-friendly passive lifter is designed primarily with elderly care and home care in mind. Wherever space is an issue in resident handling, *Maxi Twin Compact* can offer a safe solution for high quality care.



With its short chassis legs and compact design, the lifter provides excellent access in care environments where space is limited. *Maxi Twin Compact* also offers a high lifting stroke, enabling safe lifts from the floor in the event of a resident falling, and easy access to beds and moulded wheelchairs in everyday care.

\* For more in-depth information on slings, please refer to the Sling Solutions brochure.



# KEY FEATURES

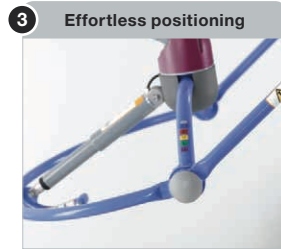
Every feature and detail of *Maxi Twin Compact* is optimised for easy operation and access. The emphasis on open design and manoeuvrability offers a number of attractive benefits for both the resident and carer.



**1 Smooth driving**  
Low-friction castors improve the lifter's manoeuvrability and operate smoothly in both wet and dry environments. The brake pedal design makes the rear castors easy to lock and release.



**2 Effective jib protection**  
The soft and durable jib protection cover can easily be removed for cleaning.




**3 Effortless positioning**  
The Powered DPS spreader bar offers effortless, exact positioning of the resident at the press of a button.



**4 Excellent manoeuvrability**  
The twin-mast design distributes the resident's and lifter's weight more evenly, which makes turning easier. It also offers an ergonomic grip for smooth manoeuvring that can be used efficiently by carers of all heights.



**5 Unrivalled access**  
The lifter's small footprint enables access to most areas where space is limited.



**Superior eye contact**  
The open design offers close, reassuring eye contact between the carer and resident at all times.



**Safe lifts from the floor**  
The high lifting stroke means lifting from the floor can be performed without adjustments to the equipment.



**Exceptional legroom**  
Excellent legroom improves comfort and safety for the resident.

# SAFE TRANSFERS

*Maxi Twin Compact* enables resident transfers to be accomplished smoothly and safely by a single carer using sound ergonomic working methods. The open design enables good eye contact between carer and resident throughout everyday routines. Residents experience no unpleasant “swing-and-sway” motion of the spreader bar during transfers, due to the excellent stability of the unique jib connection.

## Bedside routines

*Maxi Twin Compact* is easily manoeuvred into position for transfers by holding the twin masts or the jib. All raising and lowering, opening and closing of the chassis legs and positioning of the resident are carried out smoothly via the handset.

## Lifting from the floor

If a resident falls, *Maxi Twin Compact* enables a safe and controlled lift from the floor. With a single-mast lifter, the resident’s legs can often become awkwardly and uncomfortably positioned in relation to the chassis and mast during a floor lift.

The open design of *Maxi Twin Compact* eliminates this problem, making lifting from the floor smoother and easier to control. With the extensive reach, there is no danger of the sling knocking into the twin masts, and the motor unit is designed to allow good clearance during lifting.

## Chair/toilet transfers

*Maxi Twin Compact* enables smooth transfers to and from a wheelchair, chair or toilet. The lifter’s spreader bar and long reach allows the resident to be safely rotated into the correct position.

At the press of a button on the handset, the powered chassis legs can be opened to provide optimum access to the chair. Each chassis leg works independently, so if one leg encounters an obstacle, such as a wall or bed, it will stop while the other one continues to open, thus ensuring best possible access.

Powered DPS enables fine-tuning of the resident’s position to optimise comfort and bring the resident to an upright position when being lowered towards the chair or toilet.



Ideal access for wheelchair transfers



Easy bedside routines



Safe lifting from the floor



Secure toilet transfers



## SUPERIOR ACCESS IN CONFINED SPACES

With its remarkably small footprint, *Maxi Twin Compact* enables safe, high-quality care routines to be carried out in confined spaces.

*Maxi Twin Compact* provides good access to limited spaces in care facilities, and the short chassis legs and compact design offer excellent manoeuvrability.

This combination of compactness and manoeuvrability means the lifter can often be used in settings that are inaccessible to larger lifters.



*Maxi Twin Compact* manoeuvres easily in narrow corridors...



... and turns corners smoothly without compromising the safety of the resident or the working conditions of the carer.



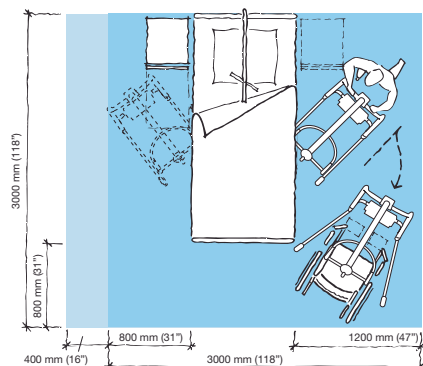
The small footprint, first-rate accessibility and outstanding manoeuvrability make it easier to turn into rooms through standard doorways...



... and offer a safe ergonomic aid in small bedrooms that conventional, larger lifters cannot access.

# PRODUCT SPECIFICATIONS

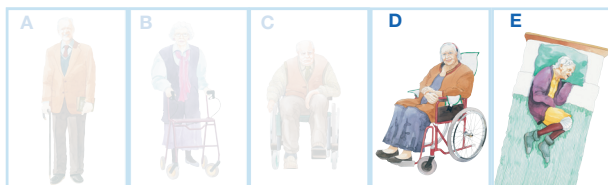
## Space requirement



- Blue area shows the minimum working area required for the staff to be able to use the mechanical aids in an ergonomic way from one side.
- Light blue area shows required extension of working area to facilitate activities from either side to provide adequate access for the resident, mechanical aid and assisting carer.

## Mobility Gallery

Suitable for Doris and Emma



- D Doris**, who has no capacity to support herself
- E Emma**, who is almost completely bedridden and totally dependant

Please contact ArjoHuntleigh for further information on the Mobility Gallery™.

# ARJOHUNTLEIGH

## GETINGE GROUP

[www.ArjoHuntleigh.co.uk](http://www.ArjoHuntleigh.co.uk)

### ArjoHuntleigh UK – Head Office

ArjoHuntleigh House,  
Houghton Hall Business Park,  
Houghton Regis, Bedfordshire,  
LU5 5XF, United Kingdom  
Sales Phone: +44 (0) 1582 745700  
Sales Fax: +44 (0) 1582 745745  
Rental 24hr Helpline  
Lo-call Phone: +44 (0) 8457 342000  
Rental Fax: +44 (0) 1582 745843  
Email: [sales.admin@ArjoHuntleigh.com](mailto:sales.admin@ArjoHuntleigh.com)

### ArjoHuntleigh UK

**Service and Technical Centre**  
St Catherine Street,  
Gloucester, GL1 2SL,  
United Kingdom  
Phone: +44 (0) 8456 114114  
Service Fax: +44 (0) 1452 525207  
Email: [ukservice@ArjoHuntleigh.com](mailto:ukservice@ArjoHuntleigh.com)

### ArjoHuntleigh (Ireland)

EA House,  
Damastown Industrial Park,  
Mulhuddart, Dublin 15,  
Republic of Ireland  
Phone: 01 809 8960  
Fax: 01 809 8971  
Email: [dublin@ArjoHuntleigh.ie](mailto:dublin@ArjoHuntleigh.ie)  
[www.ArjoHuntleigh.ie](http://www.ArjoHuntleigh.ie)

### ArjoHuntleigh (Ireland)

19 Heron Road,  
Sydenham Business Park,  
Belfast, BT3 9LE,  
Northern Ireland  
Phone: 028 9050 2000  
Fax: 028 9050 2001  
Email: [belfast@ArjoHuntleigh.com](mailto:belfast@ArjoHuntleigh.com)  
[www.ArjoHuntleigh.ie](http://www.ArjoHuntleigh.ie)

## Product information

Max. safe working load	160 kg / 350 lbs
Weight (no spreader bar, no battery) (incl. PDPS + battery)	39.5 kg / 86 lbs 46.5 kg / 102 lbs
Total length of lifter	1100 mm / 43"
Lifting stroke	1080 mm / 42 ½"
Min. lifting height	480 mm / 19"
Max. lifting height	1560 mm / 61 ½"
Chassis clearance (floor to bottom of chassis)	30 mm / 1 ¼"
Leg clearance (floor to top of legs)	115 mm / 4 ½"
External width, legs closed	660 mm / 26"
Internal width, legs open	965 mm / 38"
Turning diameter	1310 mm / 51 ½"

Battery 24V 2.5Ah (Rechargeable NiMH)  
2 x batteries and 1 x charger are supplied with each unit

Lifter/Handset - Protection class IPX4 / IPX7

Battery indicator  
(Indicates when the battery needs charging)

Emergency stop and system failure override

Automatic safety cut-off, if lowered onto an obstacle

## Accessories

Wide range of special purpose slings and flites

Arjo Clean (for disinfection)

## Option

Service meter - Displays the total motor usage time  
(number of cycles)

## Approvals

The product is in compliance with current legislation and all applicable product standards

Only ArjoHuntleigh designed parts, which are designed specifically for the purpose, should be used on the equipment and products supplied by ArjoHuntleigh.  
As our policy is one of continuous development we reserve the right to modify designs and specifications without prior notice.

© and ™ are trademarks belonging to the ArjoHuntleigh group of companies.  
© ArjoHuntleigh, 2011.

**GETINGE GROUP** is a leading global provider of products and systems that contribute to quality enhancement and cost efficiency within healthcare and life sciences. We operate under the three brands of **ArjoHuntleigh**, **GETINGE** and **MAQUET**. **ArjoHuntleigh** focuses on patient mobility and wound management solutions. **GETINGE** provides solutions for infection control within healthcare and contamination prevention within life sciences. **MAQUET** specializes in solutions, therapies and products for surgical interventions, interventional cardiology and intensive care.