



**Helio KIDS**  
 ORDER FORM - INTERNATIONAL

**1- Purchasing information**

P.O. number: \* \_\_\_\_\_ Date: \_\_\_\_\_  
 Company Name: \* \_\_\_\_\_  
 Purchasing contact: \* \_\_\_\_\_  
 Phone: \* \_\_\_\_\_  
 Email: \* \_\_\_\_\_  
 Contact preference: \* Phone  Email   
 Marked for: \_\_\_\_\_

**3- Shipping information**

Ship to: \* \_\_\_\_\_  
 Name: \_\_\_\_\_  
 Address: \_\_\_\_\_  
 City: \_\_\_\_\_ State: \_\_\_\_\_  
 Zip Code: \_\_\_\_\_  
 Phone: \_\_\_\_\_

**2- Clinician information**

Clinician: \* \_\_\_\_\_  
 Phone: \* \_\_\_\_\_  
 Email: \* \_\_\_\_\_  
 Contact preference: \* Phone  Email   
 MA083  \_\_\_\_\_  
 English manual (STD)

**MODEL**

WC06	<input type="checkbox"/>	Ultralight Folding Carbon Fiber Helio KIDS Wheelchair Including fixed seat depth OR depth adjustable back (79,4 kg - 175 lb weight capacity)	£3 395
WC10	<input type="checkbox"/>	E-Motion adaptor Kit (2 adaptors) - Only necessary with 6° camber	£36

**FREE Growth Kit within the first 5 years of the Helio KIDS wheelchair ownership**

The growth kit includes carbon crossbraces, crossbrace links, seat sling, back upholstery, front riggings and footplates.

**SEAT WIDTH<sup>1</sup>**

SW	<input type="checkbox"/>	30.48 (12") <input type="checkbox"/>	33.02 (13") <input type="checkbox"/>	35.56 (14") <input type="checkbox"/>	38.10 (15") <input type="checkbox"/>	40.64 (16") <input type="checkbox"/>	NC
----	--------------------------	--------------------------------------	--------------------------------------	--------------------------------------	--------------------------------------	--------------------------------------	----

[1. Width Calculator](#)

↓ **Caution: complete only one of the following two sections** ↓

**SEAT DEPTH (Available with WC-19)**

SD12	<input type="checkbox"/>	30.48cm/12" Seat sling - frame of 35.56 cm/14"	NC
SD13	<input type="checkbox"/>	33.02.02cm/13" Seat sling - frame of 35.56 cm/14"	NC
SD14	<input type="checkbox"/>	35.56cm/14" Seat sling - frame of 35.56 cm/14"	NC
SD15	<input type="checkbox"/>	38.10cm/15" Seat sling - frame of 38.10cm/15"	NC
SD16	<input type="checkbox"/>	40.64cm/16" Seat sling - frame of 40.64cm/16"	NC

**FIXED BACK CANE (MUST select ONE push handle options)**

BC11-1215	<input type="checkbox"/>	Straight back cane 30.48-38.10cm (12-15")	NC
BC11-1518	<input type="checkbox"/>	Straight back cane 38.10-45.72cm (15-18")	NC
BC11-1821	<input type="checkbox"/>	Straight back cane 45.72-53.34cm (18-21") STD	NC
BC12-1315	<input type="checkbox"/>	Back cane 8° bend 34.29-38.10cm (13.5-15")	NC
BC12-1518	<input type="checkbox"/>	Back cane 8° bend 38.10-45.72cm (15-18")	NC
BC12-1821	<input type="checkbox"/>	Back cane 8° bend 45.72-53.34cm (18-21") STD	NC

Specify height:<sup>5</sup> \_\_\_\_\_ measured from seat sling to top of back upholstery

**ANGLE ADJUSTABLE BACK CANE (MUST select ONE push handle options)**

BC13-1518	<input type="checkbox"/>	Straight back cane 38.10-45.72cm (15-18")	NC
BC13-1821	<input type="checkbox"/>	Straight back cane 45.72-53.34cm (18-21") STD	NC
BC14-1518	<input type="checkbox"/>	Back cane 8° bend 38.10-45.72cm (15-18")	NC
BC14-1821	<input type="checkbox"/>	Back cane 8° bend 45.72-53.34cm (18-21") STD	NC

Select angle for the back cane: 85°  90°  95° STD  100°   
 105°  110°

Specify height :<sup>5</sup> \_\_\_\_\_

<sup>5</sup>- If not indicated, default height setting is at the lowest position

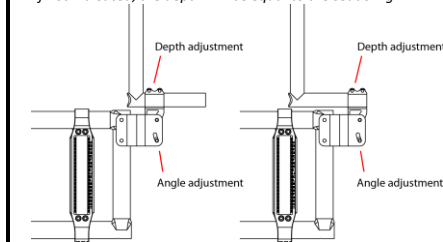
**SEAT DEPTH- Depth and angle adjustable (Not available with WC-19)<sup>3</sup>**

SD14	<input type="checkbox"/>	30.48 - 38.10 cm (12-15") (35.56/14" seat sling/frame)	NC
SD15	<input type="checkbox"/>	33.02 - 40.64 cm (13-16") (38.10/15" seat sling/frame)	NC
SD16	<input type="checkbox"/>	35.56 - 43.18 cm (14-17") (40.64/16" seat sling/frame)	NC
SD17	<input type="checkbox"/>	38.10 - 45.72 cm (15-18") (43.18/17" seat sling/frame)	NC
SD18	<input type="checkbox"/>	40.64 - 48.26 cm (16-19") (45.72/18" seat sling/frame)	NC

Specify depth<sup>4</sup>:

<sup>3</sup> - Maximum weight of 175 lb with a depth adjustable backrest

<sup>4</sup> - If not indicated, the depth will be equal to the seat sling



**DEPTH AND ANGLE ADJUSTABLE BACK CANE (MUST select ONE push handle options)**

BC15-912	<input type="checkbox"/>	Straight back cane 22.86-30.48cm (9-12")	NC
BC15-1215	<input type="checkbox"/>	Straight back cane 30.48-38.10cm (12-15")	NC
BC15-1518	<input type="checkbox"/>	Straight back cane 38.10-45.72cm (15-18")	NC
BC15-1821	<input type="checkbox"/>	Straight back cane 45.72-53.34cm (18-21") STD	NC
BC16-1215	<input type="checkbox"/>	Back cane 8° bend 30.48-38.10cm (12-15")	NC
BC16-1518	<input type="checkbox"/>	Back cane 8° bend 38.10-45.72cm (15-18")	NC
BC16-1821	<input type="checkbox"/>	Back cane 8° bend 45.72-53.34cm (18-21") STD	NC

Select angle for the back cane: 90°  95° STD  100°  105°

Specify height :<sup>5</sup> \_\_\_\_\_

**TRANSIT TIE DOWN**

AC04	<input type="checkbox"/>	Transit Tie Down (Unoccupied)	NC
AC05-S	<input type="checkbox"/>	WC-19 Transit Tie Down w/Q'straint belt <sup>6</sup> Short belt 50-104 cm (20" - 41")	£290
AC05-L	<input type="checkbox"/>	WC-19 Transit Tie Down w/Q'straint belt <sup>6</sup> Long belt 50-116 cm (20" - 46")	£290
AC35	<input type="checkbox"/>	WC-19 Transit Tie Down without belt <sup>6</sup>	£280

<sup>6</sup>- Not available with depth adjustable back

### Helio Kids FRONT Seat-to-floor Height - Please select your choice

Forks / Position		7,62cm (3") caster			10,16cm (4") caster			12,7cm (5") caster			15,24cm (6") caster			17,78cm (7") caster			20,32cm (8") caster				
		Stem bolt Length			Stem bolt Length			Stem bolt Length			Stem bolt Length			Stem bolt Length			Stem bolt Length				
		STD	+ 2,54 cm 1"	+ 5,08cm 2"	STD	+ 2,54 cm 1"	+ 5,08cm 2"	STD	+ 2,54 cm 1"	+ 5,08cm 2"	STD	+ 2,54 cm 1"	+ 5,08cm 2"	STD	+ 2,54 cm 1"	+ 5,08cm 2"	STD	+ 2,54 cm 1"	+ 5,08cm 2"		
4" 10,2 cm	P1	33.02cm 13" <input type="checkbox"/>	35.56cm 14" <input type="checkbox"/>	38.10cm 15" <input type="checkbox"/>	34.29cm 13.5" <input type="checkbox"/>	36.83cm 14.5" <input type="checkbox"/>	39.37cm 15.5" <input type="checkbox"/>														
	P2	34.29cm 13.5" <input type="checkbox"/>	36.83cm 14.5" <input type="checkbox"/>	39.37cm 15.5" <input type="checkbox"/>	35.56cm 14" <input type="checkbox"/>	38.10cm 15" <input type="checkbox"/>	40.64cm 16" <input type="checkbox"/>	36.83cm 14.5" <input type="checkbox"/>	39.37cm 15.5" <input type="checkbox"/>	41.91cm 16.5" <input type="checkbox"/>											
5" 12,7 cm	P1																				
	P2				35.56cm 14" <input type="checkbox"/>	38.10cm 15" <input type="checkbox"/>	40.64cm 16" <input type="checkbox"/>	36.83cm 14.5" <input type="checkbox"/>	39.37cm 15.5" <input type="checkbox"/>	41.91cm 16.5" <input type="checkbox"/>											
	P3	35.56cm 14" <input type="checkbox"/>	38.10cm 15" <input type="checkbox"/>	40.64cm 16" <input type="checkbox"/>	36.83cm 14.5" <input type="checkbox"/>	39.37cm 15.5" <input type="checkbox"/>	41.91cm 16.5" <input type="checkbox"/>	38.10cm 15" <input type="checkbox"/>	40.64cm 16" <input type="checkbox"/>	43.18cm 17" 17.5" <input type="checkbox"/>	39.37cm 15.5" <input type="checkbox"/>	41.91cm 16.5" <input type="checkbox"/>	44.45cm 17.5" <input type="checkbox"/>								
	P4	36.83cm 14.5" <input type="checkbox"/>	39.37cm 15.5" <input type="checkbox"/>	41.91cm 16.5" <input type="checkbox"/>	38.10cm 15" <input type="checkbox"/>	40.64cm 16" <input type="checkbox"/>	43.18cm 17" <input type="checkbox"/>	39.37cm 15.5" <input type="checkbox"/>	41.91cm 16.5" <input type="checkbox"/>	44.45cm 17.5" <input type="checkbox"/>	40.64cm 16" <input type="checkbox"/>	43.18cm 17" <input type="checkbox"/>	45.72cm 18" <input type="checkbox"/>	41.91cm 16.5" <input type="checkbox"/>	44.45cm 17.5" <input type="checkbox"/>	46.99cm 18.5" <input type="checkbox"/>					
7" 17,8 cm	P1												41.91cm 16.5" <input type="checkbox"/>	44.45cm 17.5" <input type="checkbox"/>	46.99cm 18.5" <input type="checkbox"/>	43.18cm 17" <input type="checkbox"/>	45.72cm 18" <input type="checkbox"/>	48.26cm 19" <input type="checkbox"/>			
	P2							41.91cm 16.5" <input type="checkbox"/>	44.45cm 17.5" <input type="checkbox"/>	46.99cm 18.5" <input type="checkbox"/>	43.18cm 17" <input type="checkbox"/>	45.72cm 18" <input type="checkbox"/>	48.26cm 19" <input type="checkbox"/>	44.45cm 17.5" <input type="checkbox"/>	46.99cm 18.5" <input type="checkbox"/>	49.53cm 19.5" <input type="checkbox"/>					
	P3							43.18cm 17" <input type="checkbox"/>	45.72cm 18" <input type="checkbox"/>	48.26cm 19" 19.5" <input type="checkbox"/>	44.45cm 17.5" <input type="checkbox"/>	46.99cm 18.5" <input type="checkbox"/>	49.53cm 19.5" <input type="checkbox"/>	45.72cm 18" <input type="checkbox"/>	48.26cm 19" <input type="checkbox"/>	50.80cm 20" <input type="checkbox"/>	46.99cm 18.5" <input type="checkbox"/>	49.53cm 19.5" <input type="checkbox"/>	52.07cm 20.5" <input type="checkbox"/>	52.07cm 20.5" <input type="checkbox"/>	
	P4	41.91cm 16.5" <input type="checkbox"/>	44.45cm 17.5" <input type="checkbox"/>	46.99cm 18.5" <input type="checkbox"/>	43.18cm 17" <input type="checkbox"/>	45.72cm 18" <input type="checkbox"/>	48.26cm 19" <input type="checkbox"/>	44.45cm 17.5" <input type="checkbox"/>	46.99cm 18.5" <input type="checkbox"/>	49.53cm 19.5" <input type="checkbox"/>	45.72cm 18" <input type="checkbox"/>	48.26cm 19" <input type="checkbox"/>	50.80cm 20" <input type="checkbox"/>	46.99cm 18.5" <input type="checkbox"/>	49.53cm 19.5" <input type="checkbox"/>	52.07cm 20.5" <input type="checkbox"/>	48.26cm 19" <input type="checkbox"/>	50.80cm 20" <input type="checkbox"/>	53.3cm 21" 21.5" <input type="checkbox"/>		
	P5	43.18cm 17" <input type="checkbox"/>	45.72cm 18" <input type="checkbox"/>	48.26cm 19" <input type="checkbox"/>	44.45cm 17.5" <input type="checkbox"/>	46.99cm 18.5" <input type="checkbox"/>	49.53cm 19.5" <input type="checkbox"/>	45.72cm 18" <input type="checkbox"/>	48.26cm 19" <input type="checkbox"/>	50.80cm 20" 20.5" <input type="checkbox"/>	46.99cm 18.5" <input type="checkbox"/>	49.53cm 19.5" <input type="checkbox"/>	52.07cm 20.5" <input type="checkbox"/>	48.26cm 19" <input type="checkbox"/>	50.80cm 20" <input type="checkbox"/>	53.3cm 21" <input type="checkbox"/>	49.53cm 19.5" <input type="checkbox"/>	52.07cm 20.5" <input type="checkbox"/>	54.6cm 21.5" <input type="checkbox"/>		

Height available + 0,65cm (1/4") (see stem bolt and fork combination at the end of the order form)

CASTERS						
CA01-03	<input type="checkbox"/>	Composite wheel w/ PU tire	3" x 1"		NC	
CA01-04	<input type="checkbox"/>		4" x 1"		NC	
CA01-05	<input type="checkbox"/>		5" x 1"		NC	
CA01-06	<input type="checkbox"/>		6" x 1"		NC	
CA01-07	<input type="checkbox"/>		7" x 1"		NC	
CA01-08	<input type="checkbox"/>		8" x 1"		NC	
CA10	<input type="checkbox"/>		Pneumatic casters	6" x 1 1/4"		£145
CA11	<input type="checkbox"/>			8" x 1 1/4"		£145
CA14	<input type="checkbox"/>	Newton UltraCaster Composite	4" x 1 1/2"		£75	
CA15	<input type="checkbox"/>		5" x 1 1/2"		£75	
CA16	<input type="checkbox"/>		6" x 1 1/2"		£75	
CA17	<input type="checkbox"/>		4" x 1 1/2"		£125	
CA18	<input type="checkbox"/>	Newton UltraCaster Aluminum	5" x 1 1/2"		£130	
CA19	<input type="checkbox"/>		6" x 1 1/2"		£135	
CASTER OPTIONS						
CA12	<input type="checkbox"/>	Caster Pin Locks (Available with +1" or +2" Stem bolt ONLY) <sup>1</sup>			£258	
CA13	<input type="checkbox"/>	Carbon fiber Frog Legs suspension forks (Not available with caster pin locks)			£405	

1- Not available with WC-19

### KIDS REAR Seat-to-floor Height

WHEEL SIZES	Height available	Specify desired height: _____
20" (451) wheel <input type="checkbox"/>	31.75cm / 12.5" to 43.81cm / 17.25"	
22" (501) wheel <input type="checkbox"/>	34.29cm / 13.5" to 46.35cm / 18.25"	
24" (540) wheel <input type="checkbox"/>	36.83cm / 14.5" to 48.89cm / 19.25"	

Note: Tire size, center of gravity setting and seat slope may result in a variation of +/- 1.27cm (1/2") of selected seat to floor height

		Footrest		
SWING-IN/SWING-OUT FOOTREST				
FR03-01	<input type="checkbox"/>	60° Swing-in/swing-out footrest - 34.29 - 43.18cm (13.5" - 17")	Set at: *	NC
FR03-02	<input type="checkbox"/>	60° Swing-in/swing-out footrest - 36.83 - 49.53cm (14.5" - 19.5")	Set at: *	NC
FR03-03	<input type="checkbox"/>	60° Swing-in/swing-out footrest - 39.29 - 52.07cm (15.5" - 20.5")	Set at: *	NC
FR04-01	<input type="checkbox"/>	70° Swing-in/swing-out footrest - 34.29 - 43.18cm (13.5" - 17")	Set at: *	NC
FR04-02	<input type="checkbox"/>	70° Swing-in/swing-out footrest - 36.83 - 49.53cm (14.5" - 19.5")	Set at: *	NC
FR04-03	<input type="checkbox"/>	70° Swing-in/swing-out footrest - 39.37 - 52.07cm (15.5" - 20.5")	Set at: *	NC
FR15-01	<input type="checkbox"/>	80° Swing-in/swing-out footrest - 34.29 - 40.64cm (13.5" - 16")	Set at: *	NC
FR15-02	<input type="checkbox"/>	80° Swing-in/swing-out footrest - 36.83 - 49.53cm (14.5" - 19.5")	Set at: *	NC
FR15-03	<input type="checkbox"/>	80° Swing-in/swing-out footrest - 39.37 - 52.07cm (15.5" - 20.5")	Set at: *	NC
FR06	<input type="checkbox"/>	90° swing-in/swing-out with front mount - Standard (no extension) <sup>1</sup>	19.05 - 27.94cm (7.5" - 11")	Set at: *
FR07	<input type="checkbox"/>	90° swing-in/swing-out with front mount - Short extension 2" <sup>1,2</sup>	24.13 - 33.02cm (9.5" - 13")	Set at: *
FR08	<input type="checkbox"/>	90° swing-in/swing-out with front mount - Medium extension 4" <sup>1,2</sup>	24.13 - 36.83cm (9.5" - 14.5")	Set at: *
FOOTREST OPTIONS				
FR09	<input type="checkbox"/>	High mount (footplate attached to the hanger with clamps) <sup>3</sup>	12.70 - 34.29cm (5" - 13.5")	Set at: *
FR10	<input type="checkbox"/>	Elevating legrest with calf pad, length adjustable <sup>4</sup> Left <input type="checkbox"/> Right <input type="checkbox"/>	35.56 - 55.88 cm (14"-22")	Set at: *
FR99	<input type="checkbox"/>	Omit Footrest		NC

1- Available only with two piece adjustable footplates; 2- May interfere with front casters; 3- Not available with front mount

\* +/- 1/2" (1.27 cm)

4- The elevating legrest replace the footrest side selected; Not compatible with seat width of 12" and 13" and one piece footplate

FOOTPLATES			
FP01	<input type="checkbox"/>	Standard - Composite <sup>1</sup>	NC
FP02	<input type="checkbox"/>	Newton adjustable angle - Composite	£185
FP03	<input type="checkbox"/>	Newton adjustable angle - Aluminum <sup>2</sup>	£205
FP04	<input type="checkbox"/>	Newton adjustable angle - Carbon fiber with rubber inserts	£375
FP23	<input type="checkbox"/>	Newton adjustable angle extra deep - Aluminum	£195
FP06	<input type="checkbox"/>	One piece adjustable angle flip-up - Aluminum	£170
FP07	<input type="checkbox"/>	One piece adjustable angle flip-up - Carbon fiber with rubber inserts	£390
FOOTPLATE ACCESSORIES			
FP08	<input type="checkbox"/>	Length adjustable heel loop (not available with one piece footplate)	£36
FP09	<input type="checkbox"/>	Calf strap	£30
FP30	<input type="checkbox"/>	Bodypoint Aeromesh Padded calf strap	£98
1- Not available with front mount 2- The Newton adjustable angle (Aluminum) is the only available option with a 12 and 13" wide frame			
SWING AWAY RESIDUAL LIMB SUPPORT			
FR27	<input type="checkbox"/>	Residual limb support - flat 15.24x20.32cm (6"x8")	Left <input type="checkbox"/> Right <input type="checkbox"/>
FR28	<input type="checkbox"/>	Residual limb support - flat 20.32x24.4cm (8"x10")	Left <input type="checkbox"/> Right <input type="checkbox"/>
FR29	<input type="checkbox"/>	Residual limb support - flat 25.4x25.4cm (10"x10")	Left <input type="checkbox"/> Right <input type="checkbox"/>
FR30	<input type="checkbox"/>	Residual limb support - flat 25.4x35.56cm (10"x14")	Left <input type="checkbox"/> Right <input type="checkbox"/>
FR32	<input type="checkbox"/>	Residual limb support - contour 15.24x20.32cm (6"x8")	Left <input type="checkbox"/> Right <input type="checkbox"/>
FR33	<input type="checkbox"/>	Residual limb support - contour 20.32x24.4cm (8"x10")	Left <input type="checkbox"/> Right <input type="checkbox"/>
FR27			£365
FR28			£365
FR29			£365
FR30			£365
FR32			£365
FR33			£365
PUSH HANDLES OPTIONS (ONE option at a time)			
PH01	<input type="checkbox"/>	Push handles	STD
PH05	<input type="checkbox"/>	Fold down push handles <sup>1</sup>	£125
PH06-920	<input type="checkbox"/>	clamp on height adjustable push handles 22.86-50.80cm (9-20") <sup>1,2</sup>	£270
PH06-923	<input type="checkbox"/>	clamp on height adjustable push handles 22.86-58.40cm (9-23") <sup>1,2</sup>	£270
PH02	<input type="checkbox"/>	Omit push handles	NC
STROLLER HANDLE AND STABILIZER BAR (only available with push handle)			
PH04	<input type="checkbox"/>	Stroller handle	£145
PH03	<input type="checkbox"/>	Newton folding stabilizer bar (not available with stroller handle)	£225
1- Not compatible with stroller handle, stabilizer bar, headrest and attendant lock; 2- Not compatible with depth adjustable back, 8° bend back canes and amputee axle plates			
BACK UPHOLSTERY			
BH07	<input type="checkbox"/>	Slip-on Active-Mesh back upholstery	NC
BH08	<input type="checkbox"/>	Adjustable tension Active-Mesh back upholstery	£145
BH99	<input type="checkbox"/>	Omit Back upholstery	STD
SEAT CUSHION			
SC01	<input type="checkbox"/>	5.08 cm (2") Cushion	£150
SC02	<input type="checkbox"/>	7.62 cm (3") Cushion	£168
SC99	<input type="checkbox"/>	Omit seat cushion	STD
Rear wheels			
ONE ARM DRIVE <sup>1</sup> Only available with Newton One rear wheels with Aluminum, Plastic coated Handrims, permanent axles, 0° camber			
HR22	<input type="checkbox"/>	One arm drive - aluminum inner handrim <sup>2</sup> 24"	Left <input type="checkbox"/> Right <input type="checkbox"/>
HR60	<input type="checkbox"/>	One arm drive - plastic coated inner handrim <sup>2</sup> 24"	Left <input type="checkbox"/> Right <input type="checkbox"/>
HR98	<input type="checkbox"/>	Omit handrim on opposite side of the One Arm Drive (OAD)	NC
HR22			£1 240
HR60			£1 240
HR98			NC
REAR WHEELS Available			
RW01	<input type="checkbox"/>	Mag <sup>2</sup>	20", 22" 24"
RW02	<input type="checkbox"/>	Newton One - spoke wheel <sup>3</sup>	20", 22" 24"
RW03	<input type="checkbox"/>	Newton Gravity - ultralight wheel	20", 22", 24"
RW04	<input type="checkbox"/>	Spinergy Spox <b>Blk STD</b> <input type="checkbox"/> Wht <sup>4</sup> <input type="checkbox"/> Blue <sup>4</sup> <input type="checkbox"/> Red <sup>4</sup> <input type="checkbox"/> Yel <sup>4</sup> <input type="checkbox"/>	22", 24"
RW05	<input type="checkbox"/>	Spinergy LX <b>Blk STD</b> <input type="checkbox"/> Pur <sup>4</sup> <input type="checkbox"/> Wht <sup>4</sup> <input type="checkbox"/> Blue <sup>4</sup> <input type="checkbox"/> Red <sup>4</sup> <input type="checkbox"/> Yel <sup>4</sup> <input type="checkbox"/> Pink <sup>4</sup> <input type="checkbox"/> Grn <sup>4</sup> <input type="checkbox"/> Org <sup>4</sup> <input type="checkbox"/>	22", 24"
RW07	<input type="checkbox"/>	Spinergy CLX <sup>5</sup> <b>Blk STD</b> <input type="checkbox"/> Pur <sup>4</sup> <input type="checkbox"/> Wht <sup>4</sup> <input type="checkbox"/> Blue <sup>4</sup> <input type="checkbox"/> Red <sup>4</sup> <input type="checkbox"/> Yel <sup>4</sup> <input type="checkbox"/> Pink <sup>4</sup> <input type="checkbox"/> Grn <sup>4</sup> <input type="checkbox"/> Org <sup>4</sup> <input type="checkbox"/>	24"
RW01			£45
RW02			NC
RW03			£285
RW04			£620
RW05			£825
RW07			£1 240
TIRES Available			
TI01	<input type="checkbox"/>	Soft Urethane - 1 3/8"	20", 22" 24"
TI02	<input type="checkbox"/>	Soft Urethane - knobby 1 3/8 "	22", 24"
TI04	<input type="checkbox"/>	Soft Urethane - Shox 1"	22", 24"
TI05	<input type="checkbox"/>	Pneumatic - 1 3/8"	20", 22", 24"
TI08	<input type="checkbox"/>	Pneumatic with Airless insert - 1 3/8" <sup>6</sup>	22", 24"
TI06	<input type="checkbox"/>	Pneumatic HP - 1"	20", 22", 24"
TI07	<input type="checkbox"/>	Pneumatic HP - Puncture resistant, black 1"	24"
TI01			STD
TI02			£88
TI04			£102
TI05			NC
TI08			£72
TI06			£88
TI07			£98

1- Offered with handrims on each side of the wheelchair; Select outer handrim in the handrims section; 2- Not compatible with HP tires; 3- Not compatible with Shox tires;

4- Colour spokes require an additional 10 days lead-time; 5- Not available with Soft urethane Knobby tires; 6- Only available with Mag, Newton One and Newton Gravity rear wheels

Handrims			
HANDRIM			Available
HR01	<input type="checkbox"/>	Aluminum anodized	20", 22", 24" STD
HR61	<input type="checkbox"/>	Aluminum black hard anodized <sup>2</sup>	20", 22", 24" £57
HR02	<input type="checkbox"/>	Plastic coated <sup>1</sup>	20", 22", 24" £86
HR03	<input type="checkbox"/>	High friction coated <sup>1,2</sup>	22", 24" £305
HR07	<input type="checkbox"/>	Newton Air Grip <sup>2</sup> <span style="margin-left: 20px;">Black <input type="checkbox"/></span>	20", 22", 24" £88
HR	<input type="checkbox"/>	Newton Air Grip <sup>2</sup> <span style="margin-left: 20px;">(08) Sunkissed Orange <input type="checkbox"/></span> <span style="margin-left: 20px;">(09) Burgundy <input type="checkbox"/></span> <span style="margin-left: 20px;">(10) Sapphire Blue <input type="checkbox"/></span> <span style="margin-left: 20px;">(11) Monster Green <input type="checkbox"/></span> <span style="margin-left: 20px;">(12) Charcoal <input type="checkbox"/></span> <span style="margin-left: 20px;">(13) Fuchsia <input type="checkbox"/></span> <span style="margin-left: 20px;">(14) Steel Blue <input type="checkbox"/></span> <span style="margin-left: 20px;">(15) Ferrari Red <input type="checkbox"/></span> <span style="margin-left: 20px;">(16) Acid Green <input type="checkbox"/></span> <span style="margin-left: 20px;">(17) White <input type="checkbox"/></span> <span style="margin-left: 20px;">(18) Sky Blue <input type="checkbox"/></span>	20", 22", 24" £180
HR28	<input type="checkbox"/>	Surge <sup>1,2</sup> (1 1/2" Oval handrim w/ Gripton high friction strip) <span style="float: right;">**Limited availability</span>	22", 24" £338
HR05	<input type="checkbox"/>	Surge LT <sup>1,2</sup> (1 1/8" Oval handrim w/ Gripton high friction strip) <span style="float: right;">**Limited availability</span>	22", 24" £365
HR04	<input type="checkbox"/>	Natural Fit <sup>1,2</sup> <span style="float: right;">**Limited availability</span>	22", 24" £280
HR62	<input type="checkbox"/>	Tour H <sup>1,2</sup> (1 5/16" Oval handrim with high friction strip)	22", 24" <b>New</b> £330
HR63	<input type="checkbox"/>	Nova H <sup>1,2</sup> (1 1/4" Oval handrim with high friction strip)	22", 24" <b>New</b> £355
HR64	<input type="checkbox"/>	Optimum H <sup>1,2</sup> (1 1/8" heart-shaped handrim)	22", 24" <b>New</b> £270
HR99	<input type="checkbox"/>	Omit handrim	NC

1- Only standard and narrow handrim position. By default, the tab won't be cut with the narrow position; 2- Not available with Mag wheels

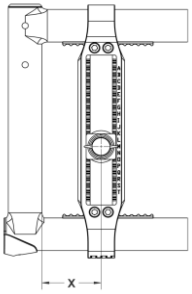
Handrims option			
ASSEMBLY POSITION			
HR29	<input type="checkbox"/>	Standard Handrim position <span style="margin-left: 20px;">Full tab</span>	STD
HR030	<input type="checkbox"/>	Narrow Handrim position no cut <span style="margin-left: 20px;">Full tab</span>	NC
HR30	<input type="checkbox"/>	Narrow Handrim position with cut <sup>3</sup> <span style="margin-left: 20px;">Short tab 2 positions</span>	£20
HR31	<input type="checkbox"/>	Super Narrow Handrim <sup>3</sup> <span style="margin-left: 20px;">Short tab 2 positions STD <input type="checkbox"/></span> <span style="margin-left: 20px;">Short tab 1 position <input type="checkbox"/></span>	£20
<b>THUMB PIECE SELECTION FOR NATURAL FIT, SURGE, SURGE LT HANDRIMS</b>			
HR23	<input type="checkbox"/>	Standard grip <span style="float: right;">**Limited availability</span>	£78
HR27	<input type="checkbox"/>	Super grip <span style="float: right;">**Limited availability</span>	£125
HR099	<input type="checkbox"/>	Omit thumb piece	NC

3- Only available with Aluminum and Air Grip handrims;

AXLE			
AX01	<input type="checkbox"/>	Quick release axle <sup>1</sup>	STD
AX02	<input type="checkbox"/>	Permanent axle	NC
AX03	<input type="checkbox"/>	Quad release axle <sup>1</sup>	£112
<b>AXLE PLATE</b>			
AX04	<input type="checkbox"/>	Amputee adjustable axle plate <sup>2</sup>	£175

1- Not required with one arm drive 2- May interfere with swing away armrest, depth adjustable back and limit seat to floor height available

REAR WHEEL CAMBER			
CM00	<input type="checkbox"/>	0° camber	STD
CM03	<input type="checkbox"/>	3° camber	NC
CM06	<input type="checkbox"/>	6° camber (not available with amputee axle plate)	£137

CENTER OF GRAVITY																																																				
	<p><b>Choose position of rear wheel axle plate:</b></p> <p>Measure distance X from front of back post to center of axle receiver.</p> <table border="1" style="width: 100%; text-align: center;"> <tr> <td colspan="12"><b>Most stable</b></td> </tr> <tr> <td>2,5</td><td>3,2</td><td>3,8</td><td>4,4</td><td><b>5,1</b></td><td>5,7</td><td>6,3</td><td>7</td><td><b>7,6</b></td><td>8,3</td><td>8,9</td><td>9,5</td><td><b>4"</b></td> </tr> <tr> <td>1"</td><td>1/4"</td><td>1/2"</td><td>3/4"</td><td><b>2"</b></td><td>1/4"</td><td>1/2"</td><td>3/4"</td><td><b>3"</b></td><td>1/4"</td><td>1/2"</td><td>3/4"</td><td></td> </tr> <tr> <td><input type="checkbox"/></td><td><input type="checkbox"/></td><td><input type="checkbox"/></td><td><input type="checkbox"/></td><td><input type="checkbox"/></td><td><input type="checkbox"/></td><td><input type="checkbox"/></td><td><input type="checkbox"/></td><td><input type="checkbox"/></td><td><input type="checkbox"/></td><td><input type="checkbox"/></td><td><input type="checkbox"/></td><td><input type="checkbox"/></td> </tr> </table> <p><b>If not indicated, default setting is at 3,8 cm (1.5")</b></p> <p>Possible conflict between a seat depth under 40,6 cm (16") and a center of gravity over 6,3 cm (2.5").</p> <p>Possible conflict between a 66 cm (26") rear wheel and a center of gravity over 6,3 cm (2.5").</p> <p>Motion Composites will select the closest possible center of gravity (COG) if an issue arises with the COG</p>	<b>Most stable</b>												2,5	3,2	3,8	4,4	<b>5,1</b>	5,7	6,3	7	<b>7,6</b>	8,3	8,9	9,5	<b>4"</b>	1"	1/4"	1/2"	3/4"	<b>2"</b>	1/4"	1/2"	3/4"	<b>3"</b>	1/4"	1/2"	3/4"		<input type="checkbox"/>	<input type="checkbox"/>	<input type="checkbox"/>	<input type="checkbox"/>	<input type="checkbox"/>	<input type="checkbox"/>	<input type="checkbox"/>	<input type="checkbox"/>	<input type="checkbox"/>	<input type="checkbox"/>	<input type="checkbox"/>	<input type="checkbox"/>	<input type="checkbox"/>
<b>Most stable</b>																																																				
2,5	3,2	3,8	4,4	<b>5,1</b>	5,7	6,3	7	<b>7,6</b>	8,3	8,9	9,5	<b>4"</b>																																								
1"	1/4"	1/2"	3/4"	<b>2"</b>	1/4"	1/2"	3/4"	<b>3"</b>	1/4"	1/2"	3/4"																																									
<input type="checkbox"/>	<input type="checkbox"/>	<input type="checkbox"/>	<input type="checkbox"/>	<input type="checkbox"/>	<input type="checkbox"/>	<input type="checkbox"/>	<input type="checkbox"/>	<input type="checkbox"/>	<input type="checkbox"/>	<input type="checkbox"/>	<input type="checkbox"/>	<input type="checkbox"/>																																								

WHEEL LOCK			
WL08	<input type="checkbox"/>	Newton Wheel lock - push to lock	STD
WL02	<input type="checkbox"/>	Pull to lock	NC
WL04	<input type="checkbox"/>	Newton grade aid push to lock (suggested with pneumatic or high pressure tire)	£140
WL13 WL14	<input type="checkbox"/>	6" removable extension handle	£70
WL05	<input type="checkbox"/>	Scissors Lock	£125
WL06	<input type="checkbox"/>	Attendant Lock (additional set of wheel lock mounted to the back)	£180
WL15	<input type="checkbox"/>	Unilateral wheel lock - pull to lock <sup>1</sup> <span style="margin-left: 20px;">Left <input type="checkbox"/></span> <span style="margin-left: 20px;">Right <input type="checkbox"/></span>	£280
WL99	<input type="checkbox"/>	Omit wheel locks	NC

1- For more information about incompatibilities and restriction, refer to the table at page 6 and the "How-to documents" page of our website:

[https://www.motioncomposites.com/en\\_intl/support-and-education/how-to-documents](https://www.motioncomposites.com/en_intl/support-and-education/how-to-documents)

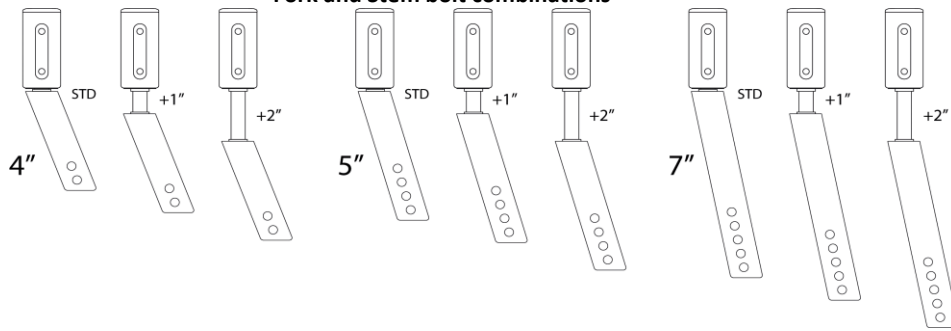
Armrest				
<b>HEIGHT ADJUSTABLE "T" ARMREST<sup>1</sup></b>				
AR13-610	<input type="checkbox"/>	25.4cm (10") Desk length armpad <sup>5</sup>	15.25 - 25.40cm (6" - 10")	£290
AR03-812	<input type="checkbox"/>	25.4cm (10") Desk length armpad	20.32 - 30.48cm (8" - 12")	£290
AR03-1014	<input type="checkbox"/>	25.4cm (10") Desk length armpad	25.40 - 35.56cm (10" - 14")	£290
AR14-610	<input type="checkbox"/>	35.56cm (14") Full length armpad <sup>5</sup>	15.25 - 25.40cm (6" - 10")	£290
AR04-812	<input type="checkbox"/>	35.56cm (14") Full length armpad	20.32 - 30.48cm (8" - 12")	£290
AR04-1014	<input type="checkbox"/>	35.56cm (14") Full length armpad	25.40 - 35.56cm (10" - 14")	£290
<b>LOCKING FLIP-UP ARMREST<sup>2</sup></b>				
AR07	<input type="checkbox"/>	Locking Flip-Up Armrest		£295
<b>ARMREST OPTIONS</b>				
AR12	<input type="checkbox"/>	35.56cm (14") Full Length Armpad - Gel Ovation (pair) <sup>4</sup>		£137
AR99	<input type="checkbox"/>	Omit armrest		NC
1- May have 1/2" adjustment restriction on both limits of the range; 2- May interfere with rigid back hardware; Only available with 18"-21" straight aluminum back canes; Not available with back upholstery 3- Not available with locking flip-up armrest; 4- May have some restriction with seat-to-floor height and rear wheel				
<b>SIDE GUARDS (not available with "T" Armrest)</b>				
SG01	<input type="checkbox"/>	Plastic side guards (removable)		£175
SG03	<input type="checkbox"/>	Carbon fiber side guards (removable)		£265
SG06	<input type="checkbox"/>	Plastic fender side guards - straight bracket (removable)		£245
SG08	<input type="checkbox"/>	Plastic fender side guards - offset bracket (removable) <sup>1</sup>		£245
SG04	<input type="checkbox"/>	Carbon fiber fender side guards (removable)		£445
SG99	<input type="checkbox"/>	Omit side guard		NC
<b>SIDE GUARDS OPTION</b>				
SG07	<input type="checkbox"/>	Side guards clip (pair)		NC
1- only compatible with 0° camber; Increase distance between fender side guards by 1 1/8";				
<b>POSITIONING BELT</b>				
SB01-S	<input type="checkbox"/>	Velcro adjustable - Standard 88.9cm (35")		£42
SB01-L	<input type="checkbox"/>	Velcro adjustable - Long 152.40cm (60")		£42
SB02-S	<input type="checkbox"/>	Auto buckle - Standard 88.9cm (35")		£78
SB02-L	<input type="checkbox"/>	Auto buckle - Long 152.40cm (60")		£78
SB04-M	<input type="checkbox"/>	BodyPoint Hip Belt - 2 point not padded - Medium 142.24cm (56")		£72
SB04-L	<input type="checkbox"/>	BodyPoint Hip Belt - 2 point not padded - Long 154.94cm (61")		£72
SB05-S	<input type="checkbox"/>	BodyPoint Hip Belt - 2 point padded - Small 129.54cm (51")		£155
SB05-M	<input type="checkbox"/>	BodyPoint Hip Belt - 2 point padded - Medium 142.24cm (56")		£155
SB05-L	<input type="checkbox"/>	BodyPoint Hip Belt - 2 point padded - Long 154.94cm (61")		£155
SB06-S	<input type="checkbox"/>	BodyPoint Hip Belt - 4 point padded - Small 129.54cm (51")		£170
SB06-M	<input type="checkbox"/>	BodyPoint Hip Belt - 4 point padded - Medium 142.24cm (56")		£170
SB06-L	<input type="checkbox"/>	BodyPoint Hip Belt - 4 point padded - Long 154.94cm (61")		£170
SB03	<input type="checkbox"/>	Hardware attachment for 2 extra points (1 pair)		£16
SB08-M	<input type="checkbox"/>	BodyPoint EVOFLEX® Positioning Belt Rehab latch and Band Clamps - Medium 73.66 (18")		£258
SB08-L	<input type="checkbox"/>	BodyPoint EVOFLEX® Positioning Belt Rehab latch and Band Clamps - Long 93.98cm (24")		£258
SB99	<input type="checkbox"/>	Omit positioning belt		STD
<b>HEADREST<sup>1</sup></b>				
AC01-S	<input type="checkbox"/>	Profiled Headrest - Small 8.8x15.2cm (3.5"x6")		£163
AC01-M	<input type="checkbox"/>	Profiled Headrest - Medium 11.4x17.8cm (4.5"x7")		£163
AC01-L	<input type="checkbox"/>	Profiled Headrest - Large 14x2.3cm(5.5"x8")		£163
AC28	<input type="checkbox"/>	Headrest mounting hardware with removable non folding stabilizer bar <sup>1</sup>		£266
1 - Only available with push handles - Not available with a stroller handle or a folding stabilizer bar				

ACCESSORIES					
AC03	<input type="checkbox"/>	Anti-tippers			£125
AC29	<input type="checkbox"/>	Swing-away anti-tipper <sup>1</sup>	Left <input type="checkbox"/>	Right <input type="checkbox"/>	£120
AC27	<input type="checkbox"/>	Tip assist <sup>2</sup>			£55
AC06	<input type="checkbox"/>	Cane and crutch holder	Left <input type="checkbox"/>	Right <input type="checkbox"/>	£108
AC07	<input type="checkbox"/>	Oxygen tank holder - D and E Type <i>Not compatible with swing away armrest or amputee axle plate</i>	Left		£280
AC08	<input type="checkbox"/>	Spoke guards <sup>3</sup>	Available: 20", 22", 24", 26"		£105
AC09	<input type="checkbox"/>	Footrest neoprene impact guard (pair) - Black			£80
AC10	<input type="checkbox"/>	Seat pouch			£68
AC30	<input type="checkbox"/>	Newton multi-purpose pouch			£52
AC23	<input type="checkbox"/>	BodyPoint Mobility Bag			£105
AC26	<input type="checkbox"/>	Newton Backpack			£112
AC12	<input type="checkbox"/>	Velcro Closing Strap			£46
AC13	<input type="checkbox"/>	Tool kit			£40
AC16	<input type="checkbox"/>	Motion Composites Polo Shirt	W/S <input type="checkbox"/> W/M <input type="checkbox"/> W/L <input type="checkbox"/> M/S <input type="checkbox"/> M/M <input type="checkbox"/> M/L <input type="checkbox"/> M/XL <input type="checkbox"/> M/XXL <input type="checkbox"/> M/XXXL <input type="checkbox"/>		£30

1- Cannot be combined with Anti Tippers; 2- Only available with rear seat to floor height between 34,3cm (13 1/2") and 50,2cm (19 3/4"); 3- Not available with Mag wheels and Spineray;

FRAME COLOR (with carbon finish crossbrace)					
FC01	<input type="checkbox"/>	Carbon Fiber Black <input type="checkbox"/>			NC
FC	<input type="checkbox"/>	(03) Sun-kissed Orange <input type="checkbox"/> (04) Burgundy <input type="checkbox"/> (05) Sapphire Blue <input type="checkbox"/> (06) Monster Green <input type="checkbox"/> (07) Charcoal <input type="checkbox"/> (08) Fuchsia <input type="checkbox"/> (09) Steel Blue <input type="checkbox"/> (17) Ferrari Red <input type="checkbox"/> (18) Acid Green <input type="checkbox"/>			NC
FC99	<input type="checkbox"/>	Custom Color <a href="#">Specify PPG Paintit color:</a>		additional 10 days lead-time	£310

### Fork and Stem bolt combinations



### Unilateral wheel lock restrictions

Seat depth: shall be 16 in and greater		
Rear wheel: shall be 24 in and less		
"T" or flip-back armrest only compatible with 0° Camber		
One arm drive: Not compatible with "T" or flip-back armrest		
"T" or flip-back armrest may require to move the rear wheels outwards		
Not compatible with wheel lock lever extension		
Rear wheel diameter	Seat depth (in)	COG Compatibility Range (in)
20 in	16+	1.5 to 3.75
	16	1.0 to 2.75
22 in	17	1.0 to 3.25
	18+	1.0 to 3.75
	16	1.0 to 2.0
24 in	17	1.0 to 2.75
	18+	1.0 to 3.75

Notes :