

2025

ottobock.

<p>Base Price - £1031.00</p> <p>Please email all orders to Ottobockmobility@ottobock.com</p> <p>Valid from 01.01.25 to 31.12.25 Please ensure you are using the latest order form</p>	<p>Order no.:</p> <p>_____</p>
--	--------------------------------

<input type="checkbox"/> Provide estimate only	<input type="checkbox"/> Order
<input type="checkbox"/> Attachment for custom fabrication enclosed	
Billing address/customer number	
Delivery address	
Sales person	<p>Name</p> <p>.....</p> <p>Date Signature</p>
<p>By placing the order, you agree to comply with the instructions for use/service manuals for accessories and products of other manufacturers when combining them with an Ottobock product, in addition to the instructions for use/service manuals of the respective Ottobock products. Also you confirm to have read, understood and accepted, our general terms and conditions. In addition, you agree, upon placing an order, to conduct your own conformity assessment or approval in accordance with national requirements if and when you implement modifications or attachments that do not meet the specifications of Ottobock instructions for use/service manuals.</p>	

Discovery Mobility base

Article number: HR3204_ C

Version: Discovery Standard



Version: Discovery with Seating Options







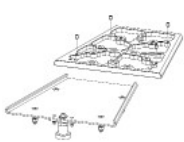

Standard equipment Discovery Standard



- Durable steel tube construction
- Seat tilt up to 35° operated by gas compression spring
- back inclination from 0° - 30°
- 8" caster wheels, PU
- 12" rear wheels, PU
- Interface adapter / Seat plate
- car vehicle transport kit


Max. load capacity: 110 kg/242 lbs

The number codes contained in this order form are not intended to be used as article numbers for spare parts orders.
Please scan the QR code to access the spare parts catalogue for any spare parts orders.






1. Frame			
Version			
SG32	<input type="checkbox"/>	Discovery Standard*	£1031.00
SG33	<input type="checkbox"/>	Discovery Care Chair (DCC package)	£1320.00
* Single options from SG33 Discovery Care Chair are also available when choosing SG32 Discovery Standard.			
Frame width cm/inch			
<input type="checkbox"/> 36/14,5" <input type="checkbox"/> 40/16" <input type="checkbox"/> 45/18" <input type="checkbox"/> 50/20"			
Seat depth cm/inch			
<input type="checkbox"/> 40.5/16" <input type="checkbox"/> 43.0/17" <input type="checkbox"/> 45.5/18" <input type="checkbox"/> 48.0/19"			
2. Seat interfaces			
Interface adapter			
SC30	<input type="checkbox"/>		Parallel adapter Inclusive
SC32	<input type="checkbox"/>		Universal adaption (cross bars) (not available in combination with seating shell interface and foot supports assemblies) Inclusive
SC31	<input type="checkbox"/>		Trapezoid adapter (R82 adaption possible) Inclusive
Seating shell interface			
SC40	<input type="checkbox"/>		Parallel adaption (only with Parallel adapter SC30, max. load for seating solution at frame width 36 cm = 75 kg/165 lbs, max. load for seating solution at frame width 40 – 45 cm = 100 kg/220 lbs) £157.00
SC41	<input type="checkbox"/>		Trapezoid adaption, complete (only with SC31) £208.00
Seat plate			
SA10	<input type="checkbox"/>		Without Inclusive
SA11	<input type="checkbox"/>		Steel (possible as additional charge option in DCC package) £290.00

Seat cushion				
SA20	<input type="checkbox"/>		Deep Contour seat cushion, wipeable (possible as additional charge option in DCC package)	£232.00
SA21	<input type="checkbox"/>		Terra Aquos	£284.00


Seat cushion accessories				
SA22	<input type="checkbox"/>		Incontinence cover for Terra line	£44.00

3. Wheels, tip assist and anti-tipper

Caster wheels				
SF05	<input type="checkbox"/>	8" pneumatic		£40.00
SF06	<input type="checkbox"/>	8" PU (included in DCC package)		Inclusive



Drive wheels				
SG20	<input type="checkbox"/>		12" with wheel lock	Inclusive
SG21	<input type="checkbox"/>		12" with drum brake for attendant (possible as additional charge option in DCC package)	£461.00
SG22	<input type="checkbox"/>		Wheelbase extension	£191.00



Drive wheel tyres				
SG10	<input type="checkbox"/>	Pneumatic		£64.00
SG11	<input type="checkbox"/>	PU (included in DCC package)		Inclusive


Wheel lock option				
SH01	<input type="checkbox"/>		Additional wheel lock (not in combination with SG20)	Inclusive


Frame accessories			
SA01	<input type="checkbox"/>	Tip assist, right (only for version Discovery Standard SG32)	£53.00
SA02	<input type="checkbox"/>	Tip assist, left (only for version Discovery Standard SG32)	£53.00
SA03	<input type="checkbox"/>	Anti-tipper, right (only for version Discovery Standard SG32)	£119.00
SA04	<input type="checkbox"/>	Anti-tipper, left (only for version Discovery Standard SG32)	£119.00
Information: By ordering option SD31 „Back canes extra long, extra deep“ 2 anti-tippers are automatically mounted.			

4. Back interface








Push handles/push bar			
SD07	<input type="checkbox"/>		Push handles, long (included in DCC package) Inclusive
SD09	<input type="checkbox"/>		Push bar, angle-adjustable with ratchet joint £233.00

Back canes options			
SD30	<input type="checkbox"/>		With back shell connector £105.00
SD31	<input type="checkbox"/>		Back canes extra long (62 cm), extra deep (13 cm) (not in combination with SG33 Version Discovery Care Chair as it is already part of the standard equipment when choosing SG33, only in combination with SG32) £287.00

Back options			
SL01	<input type="checkbox"/>		Tension adjustable straps (possible as additional charge option in DCC package) £100.00

Back upholstery			
SP20	<input type="checkbox"/>		Deep Contour back cushion, wipeable (possible as additional charge option in DCC package) £232.00

5. Leg supports
Leg support swing away, including angle adjustable foot plate(s)

SB08	<input type="checkbox"/>		Complete assembly with single foot plate for seat shell chassis, steel (max. load for seating solution = 50 kg/110 lbs)	£359.00
SB09	<input type="checkbox"/>		Continuously	£545.00
SB10	<input type="checkbox"/>		Individual, 75°, composite	£324.00
SB11	<input type="checkbox"/>		Individual, 75°, aluminum	£599.00
SB14	<input type="checkbox"/>		Individual, for short lower leg length, max. user weight 90 kg, aluminum	£391.00
SB25	<input type="checkbox"/>		Elevating, individual, calf support, composite	£414.00
SB26	<input type="checkbox"/>		Elevating, individual, calf strap, max. user weight 80 kg, abducted, composite (possible as additional charge option in DCC package)	£406.00



Leg support accessories

SB70	<input type="checkbox"/>		Locking device for single-panel foot plates	£84.00
SB71	<input type="checkbox"/>		Heel strap for individual foot plates*	£40.00



* The option heel strap for individual foot plates SB 71 cannot be combined with the foot supports SB 08 and SB 09.

6. Arm supports


Arm support mounting

SE03	<input type="checkbox"/>		Height adjustable (possible as additional charge option in DCC package)	£208.00
SE04	<input type="checkbox"/>		Height/angle adjustable	£268.00


Arm support padding (only in combination with arm support mounting)

SE20	<input type="checkbox"/>		Short (Length = 26cm, Width = 5cm)	Inclusive
SE21	<input type="checkbox"/>		Long (Length = 36cm, Width = 9cm) (possible as additional charge option in DCC package)	£222.00



Arm support accessories

SE30	<input type="checkbox"/>		Soft padded cover for long arm support pad (possible as additional charge option in DCC package)	£70.00
------	--------------------------	--	---	--------

Side panel



SE11	<input type="checkbox"/>		Standard (only in combination with arm support mounting) (included in DCC package)	£100.00
------	--------------------------	---	---	---------

Side panel accessories

SE12	<input type="checkbox"/>		Soft padded cover for side panel (possible as additional charge option in DCC package)	£70.00
SZ51	<input type="checkbox"/>		Therapy tray, transparent (requires arm support)	£188.00

7. Positioning support





Pelvic belts



SZ94	<input type="checkbox"/>		Standard (possible as additional charge option in DCC package)	£38.00
SZ95	<input type="checkbox"/>		Padded	£146.00




Thoracic support upholstery

ST06	<input type="checkbox"/>		Small	£32.00
ST07	<input type="checkbox"/>		Medium	£32.00
ST08	<input type="checkbox"/>		Large	£38.00

Thoracic support mounting kit, black

ST02	<input type="checkbox"/>			Extended	£110.00
ST03	<input type="checkbox"/>			Flip-away	£131.00

Head support				
SR08	<input type="checkbox"/>		Head- and neck support (possible as additional charge option in DCC package) (only in combination with SR01 and SR02)	£52.00
SR10	<input type="checkbox"/>		Head support adjust. comfort plus, size M (only in combination with SR03 and SR04)	£237.00
SR11	<input type="checkbox"/>		Head support adjust. comfort plus, size L (only in combination with SR03 and SR04)	£237.00

Head support mounting kit, black				
SR01	<input type="checkbox"/>		Multi offset	£119.00
SR02	<input type="checkbox"/>		Multi straight (possible as additional charge option in DCC package)	£105.00
SR03	<input type="checkbox"/>		UniLink head support hardware, 305 mm, incl. seat back mount	£306.00

8. Personal features				
SZ50	<input type="checkbox"/>	Storage bag (strapped into the frame)		£92.00

Frame colours				
016	<input type="checkbox"/>	Silver metallic		Inclusive
003	<input type="checkbox"/>	Jet black RAL 9005 (included in DCC package)		Inclusive
009	<input type="checkbox"/>	Vinho Sparkle		£80.00
010	<input type="checkbox"/>	Marine Blue		£80.00