

<p>Base Price - £834.00</p> <p>Valid from 01.01.24 to 31.12.24 Please ensure you are using the latest order form</p>	<p>Order no.:</p> <p>-----</p>
---	--------------------------------

Start^{M6} Junior Lightweight wheelchair

Article number: 480F53=60000_K



Standard equipment

- Aluminium tube frame with crossbrace
- Tip-assist integrated into the frame
- Individual leg supports, angle-adjustable, plastic foot plates
- Swing-away leg support holders
- Side panel with arm support, height-adjustable
- Nylon seat and back support upholstery, black
- Modular design
- Drive wheels with quick-release axles
- Knee lever wheel lock

Folding, max. user weight 90 kg/198 lbs
Crash-tested up to 75 kg according to
DIN ISO 7176-19

<input type="checkbox"/> Provide estimate only		<input type="checkbox"/> Order	
Billing address/customer number			
Delivery address			
Sales person		Name	
		
		Date	Signature
<p>By placing the order, you agree to comply with the instructions for use/service manuals for accessories and products of other manufacturers when combining them with an Ottobock product, in addition to the instructions for use/service manuals of the respective Ottobock products. Also you confirm to have read, understood and accepted, our general terms and conditions. In addition, you agree, upon placing an order, to conduct your own conformity assessment or approval in accordance with national requirements if and when you implement modifications or attachments that do not meet the specifications of Ottobock instructions for use/service manuals.</p>			

Wheelchair dimensions			
Seat width (SW)	_____ cm	Anterior seat height (ASH)	_____ cm
Seat depth (SD)	_____ cm	Posterior seat height (PSH)	_____ cm
Back support height (BH)	_____ cm	Lower leg length (LL) (frame measurement)	_____ cm
Seat measurements in cm			
Seat width (SW)	<input type="checkbox"/> 28	<input type="checkbox"/> 30.5	<input type="checkbox"/> 33 <input type="checkbox"/> 35.5 <input type="checkbox"/> 38
Seat depth (SD)	<input type="checkbox"/> 31	<input type="checkbox"/> 34	<input type="checkbox"/> 37
Seat height measurements in cm (table on the next page)			
Anterior seat height (ASH)	<input type="checkbox"/> 40	<input type="checkbox"/> 41	<input type="checkbox"/> 42 <input type="checkbox"/> 43 <input type="checkbox"/> 44
	<input type="checkbox"/> 45	<input type="checkbox"/> 46	<input type="checkbox"/> 47 <input type="checkbox"/> 48 <input type="checkbox"/> 49
Posterior seat height	<input type="checkbox"/> 37	<input type="checkbox"/> 38	<input type="checkbox"/> 39 <input type="checkbox"/> 40 <input type="checkbox"/> 41 <input type="checkbox"/> 42 <input type="checkbox"/> 43 <input type="checkbox"/> 44
		<input type="checkbox"/> 45	<input type="checkbox"/> 46 <input type="checkbox"/> 47 <input type="checkbox"/> 48 <input type="checkbox"/> 49

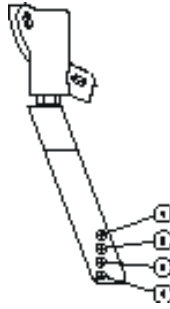
The number codes contained in this order form are not intended to be used as article numbers for spare parts orders.
Please use the spare parts catalogue for spare parts orders.

Information

Seat height table

Anterior seat height in cm

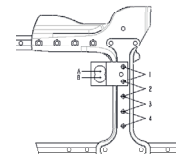
Caster fork, short	Adjustment range
Caster wheel diameter 5"	40 – 44
Caster wheel diameter 6"	43 – 45
Caster fork, long	
Caster wheel diameter 5"	44 – 47
Caster wheel diameter 6"	45 – 49



Seat height table

Posterior seat height in cm

Drive wheel size	Adjustment range
20"	37 – 43
22"	38 – 45
24"	41 – 49



The values indicated are rounded values which have been theoretically determined. Max. deviation of 1 cm.

The anterior seat height depends on the selected wheel size, caster fork and mounting position. Please refer to the seat height table!

Specified without seat cushion at 0° seat inclination.

The maximum possible seat inclination is 3.5 cm.

Frame accessories			
MA 55	<input type="checkbox"/>	Plug-on anti-tipper, right	£25.00
MA 56	<input type="checkbox"/>	Plug-on anti-tipper, left	£25.00
MA 57	<input type="checkbox"/>	Crutch holder, right	£30.00
MA 58	<input type="checkbox"/>	Crutch holder, left	£30.00
MA 61	<input type="checkbox"/>	Swinging anti-tipper, right	£49.00
MA 62	<input type="checkbox"/>	Swinging anti-tipper, left	£49.00
Caster wheels			
MF 03	<input type="checkbox"/>	5" solid rubber	Inclusive
MF 05	<input type="checkbox"/>	6" pneumatic (150 x 30)	Inclusive
MF 06	<input type="checkbox"/>	6" solid rubber (150 x 27)	Inclusive
Caster forks			
MF 80	<input type="checkbox"/>	Caster fork, long	Inclusive
MF 81	<input type="checkbox"/>	Caster fork, short	Inclusive
Drive wheel size			
MG 04	<input type="checkbox"/>	20"	Inclusive
MG 01	<input type="checkbox"/>	22"	Inclusive
MG 02	<input type="checkbox"/>	24"	Inclusive
Wheelbase			
<input type="checkbox"/> short/active <input type="checkbox"/> long/passive			
Drive wheel rim			
MG 05	<input type="checkbox"/>	Standard	Inclusive
MG 80	<input type="checkbox"/>	Drive wheel with drum brake/attendant	£373.00
Tyres			
MG 30	<input type="checkbox"/>	Pneumatic tyres 1 3/8"	Inclusive
MG 35	<input type="checkbox"/>	PU tyres 1 3/8"	Inclusive
Handrims			
MG 52	<input type="checkbox"/>	Handrim, aluminium, silver anodised, high	Inclusive
MG 56	<input type="checkbox"/>	Handrim, polished stainless steel, high	£58.00
Drive wheel accessories			
MG 87	<input type="checkbox"/>	High-pressure air pump, 14 bar	£113.00
MG 88	<input type="checkbox"/>	Airman pump, battery-operated	£173.00
Wheel lock			
MH 01	<input type="checkbox"/>	Knee lever wheel lock, standard	Inclusive
MH 06	<input type="checkbox"/>	Knee lever wheel lock for user and attendant	£242.00
Wheel lock accessories			
MH 10	<input type="checkbox"/>	Wheel lock lever extension	£30.00

Information



MA 55 Plug-on anti-tipper



MA 62 Swinging anti-tipper



MD 10 Back support angle adjustment 30°



MD 11 Folding back support



MD 23 Thoracic support



MD 54 Angled push handles



ME 05 Side panel, height-adjustable



MB 20 Leg support for short lower leg length



MB 72 Heel strap




MZ 53 Head support



MZ 54 Clinical installation set



MZ 55 Multi-axis installation set



MG 95 Spoke protector with decor

Back support system			
MD 09	<input type="checkbox"/>	Back support with lumbar curve, standard	Inclusive
MD 01	<input type="checkbox"/>	Straight back support, standard	Inclusive
MD 10	<input type="checkbox"/>	Back support angle adjustment 30° (only available with BH 37.5 cm)	£234.00
MD 11	<input type="checkbox"/>	Back support, folding (only available with BH 37.5 cm)	£92.00

Back support height in cm			
<input type="checkbox"/> 30	<input type="checkbox"/> 32.5	<input type="checkbox"/> 35	<input type="checkbox"/> 37.5

Back support upholstery			
MD 04	<input type="checkbox"/>	Standard	Inclusive
MD 05	<input type="checkbox"/>	Adaptable	£108.00
MD 06	<input type="checkbox"/>	Without	Inclusive

Push handles			
MD 51	<input type="checkbox"/>	Standard	Inclusive
MD 52	<input type="checkbox"/>	Telescoping (only available in combination with 30° back support angle adjustment)	£201.00
MD 54	<input type="checkbox"/>	Height-adjustable, angled (only possible in connection with MD01)	£116.00

Back support accessories			
MD 23	<input type="checkbox"/>	Side thoracic support, right	£95.00
MD 24	<input type="checkbox"/>	Side thoracic support, left	£95.00
MD 58	<input type="checkbox"/>	Stabiliser bar for push handles	£47.00

Side panels			
ME 01	<input type="checkbox"/>	Side panel, standard, 300 mm arm support, short mounted	Inclusive
ME 01	<input type="checkbox"/>	Side panel, standard, 300 mm arm support, long mounted	Inclusive
ME 05	<input type="checkbox"/>	Side panel, height-adjustable, 300 mm armrest	£132.00

Side panel accessories			
ME 60	<input type="checkbox"/>	Tray	£188.00

Seat upholstery			
MC 13	<input type="checkbox"/>	Upholstery, standard	Inclusive
MC 06	<input type="checkbox"/>	Without	Inclusive

Seat cushion			
MC 01	<input type="checkbox"/>	Seat cushion Standard (thickness 5 cm)	£108.00
MC 02	<input type="checkbox"/>	Cubic Foam seat cushion (thickness 5 cm)	£141.00
MC 05	<input type="checkbox"/>	Evolight seat cushion (thickness 6 cm)	£201.00

Lower leg length in cm (without seat cushion)	
Lower leg length (LL) in cm (available adjustment range 16 cm – 45 cm)	

Leg support bar options			
MB 40	<input type="checkbox"/>	Short (27 – 40 cm)	Inclusive
MB 41	<input type="checkbox"/>	Medium (32 – 45 cm)	Inclusive
Please note that the lower leg lengths vary in case of elevating leg supports.			

Leg supports			
MB 10	<input type="checkbox"/>	Individual leg supports, angle-adjustable, plastic foot plates	Inclusive
MB 25	<input type="checkbox"/>	Leg supports, elevating, without automatic length adjustment, pair	£242.00
MB 26	<input type="checkbox"/>	Leg support, elevating, without automatic length adjustment, right (plus standard leg support, left)	£122.00
MB 27	<input type="checkbox"/>	Leg support, elevating, without automatic length adjustment, left (plus standard leg support, right)	£122.00
MB 20	<input type="checkbox"/>	Single-panel leg support for short lower leg length	£206.00
MB 19	<input type="checkbox"/>	Individual leg supports for short lower leg length	£75.00

Leg support accessories			
MB 72	<input type="checkbox"/>	Heel strap for individual leg supports	£31.00

Other accessories			
MZ 50	<input type="checkbox"/>	Lap belt with plastic buckle	£45.00
MZ 52	<input type="checkbox"/>	Tool kit	£61.00
MZ 53	<input type="checkbox"/>	Head support	£116.00
MZ 54	<input type="checkbox"/>	Clinical installation kit for head support	£118.00
MZ 55	<input type="checkbox"/>	Head support installation kit, multi-axis, offset	£103.00
MZ 70	<input type="checkbox"/>	Anchor point kit for transportation in a motor vehicle (max. loading capacity: 75 kg)	£364.00

Note: Please also use the order forms for wheelchair accessories 647F661.

Spoke protector			
MG 90	<input type="checkbox"/>	Spoke protector, transparent	£145.00
MG 95	<input type="checkbox"/>	Spoke protector with decor	£232.00

Frame colour			
009	<input type="checkbox"/>	Vinho sparkle	£179.00
017	<input type="checkbox"/>	Traffic yellow RAL 1023	Inclusive
018	<input type="checkbox"/>	Signal red RAL 3001	Inclusive
021	<input type="checkbox"/>	Sparkle granny-smith	£179.00