

2025

ottobock.

Active wheelchair Zenit CLT.

☐ Quotation

☐ Order

Billing Address

PO no.

Cust Name

Street no.

PC, County

Shipping address (if different from billing address)

Cust Name

Street no.

PC, County

Name Date Signature



Base Price - £5275.00

Please email all orders to
Ottobockmobility@ottobock.com

Valid from 01.01.2025 to 31.12.25
Please ensure you are using the latest order form

By placing the order, you agree to comply with the instructions for use/ service manuals for accessories and products of other manufacturers when combining them with an Ottobock product, in addition to the instructions for use/service manuals of the respective Ottobock products. Also you confirm to have read, understood and accepted, our general terms and conditions. In addition, you agree, upon placing an order, to conduct your own conformity assessment or approval in accordance with national requirements if and when you implement modifications or attachments that do not meet the specifications of Ottobock instructions for use/service manuals.
Wheelchairs with CLT package cannot be returned or exchanged

Standard equipment selection (unless alternative selected)

Article number: 480F160=1_AA03_C

- Open aluminium tube frame, foldable
- Side support (for drive wheels) firmly welded
- Back support tubes firmly welded
- Foldable leg support
- Back support upholstery adjustable
- Aluminium side panels
- Modular design
- Drive wheels with quick-release axles
- Knee lever wheel lock 4.0
- Calf strap

Folding, max. user weight 100 kg

The number codes contained in this order form are not intended to be used as article numbers for spare parts orders.
Please scan the QR code to access the spare parts catalogue for any spare parts orders.

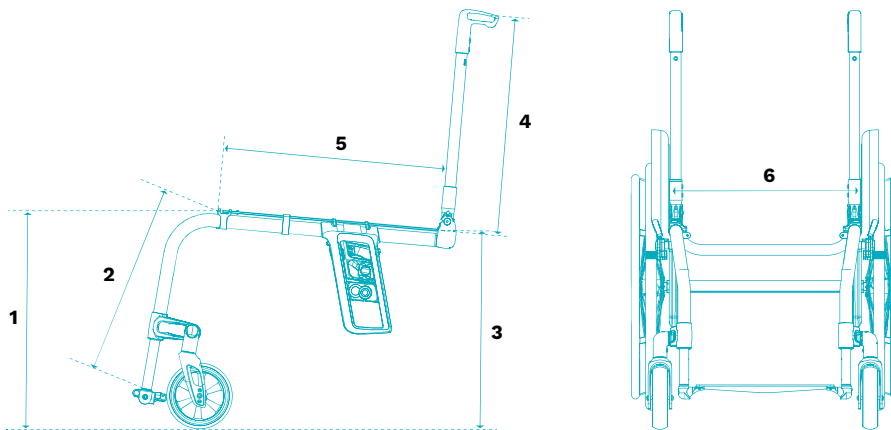


Active wheelchair Zenit CLT.

Wheelchair measurements

- 1 Anterior seat height (aSH) = ground to top of seat upholstery
- 2 Lower leg length (LLL) = top of seat upholstery to top of foot plate (without seat cushion). Please consider the dependencies LLL and aSH.
- 3 Posterior seat height (pSH)= ground to top of seat upholstery
- 4 Back support height (BH)= top of seat tube to top of back support upholstery
- 5 Seat depth (SD) = front of seat upholstery to back support tube
- 6 Seat width (SW) = outside edge of frame tube to outside edge of frame tube

A manufacturing tolerance of 10 mm applies to all measurements and of 10 % to specified weights.



Active wheelchair Zenit CLT.

Frame tube material

<input checked="" type="checkbox"/> MA08	Aluminium	Inclusive
------------------------------------------	-----------	-----------

Spring support folding mechanism

<input checked="" type="checkbox"/> MA120	Standard	Inclusive
-------------------------------------------	----------	-----------

Front frame angle (please consider LLL on page 6)

<input type="radio"/> MA20	75° long frame	Inclusive
<input type="radio"/> MA21	85° short frame	Inclusive

Front frame offset

<input type="radio"/> MA14	0 cm offset	Inclusive
<input type="radio"/> MA15	2 cm offset	Inclusive
<input type="radio"/> MA30	2 cm abduction (only possible till SW 42 cm)	Inclusive

Front frame extension

<input type="radio"/> MA23	3 cm	£104.00
----------------------------	------	---------

Seat width SW in cm

<input type="radio"/> 32	<input type="radio"/> 34	<input type="radio"/> 36	<input type="radio"/> 38	<input type="radio"/> 40	<input type="radio"/> 42	<input type="radio"/> 44	<input type="radio"/> 46
--------------------------	--------------------------	--------------------------	--------------------------	--------------------------	--------------------------	--------------------------	--------------------------

Seat depth SD in cm

<input type="radio"/> 36	<input type="radio"/> 38	<input type="radio"/> 40	<input type="radio"/> 42	<input type="radio"/> 44	<input type="radio"/> 46	<input type="radio"/> 48	<input type="radio"/> 50
--------------------------	--------------------------	--------------------------	--------------------------	--------------------------	--------------------------	--------------------------	--------------------------

Anterior seat height (aSH) in cm (please consider LLL on page 6)

<input type="radio"/> 38	<input type="radio"/> 39	<input type="radio"/> 40	<input type="radio"/> 41	<input type="radio"/> 42	<input type="radio"/> 43	<input type="radio"/> 44	<input type="radio"/> 45	<input type="radio"/> 46
<input type="radio"/> 47	<input type="radio"/> 48	<input type="radio"/> 49	<input type="radio"/> 50	<input type="radio"/> 51	<input type="radio"/> 52	<input type="radio"/> 53	<input type="radio"/> 54	

Frame accessories

<input type="radio"/> MA51	Tip-assist, right	£120.00
<input type="radio"/> MA52	Tip-assist, left	£120.00
<input type="radio"/> MA55	Anti-tipper, right	£211.00
<input type="radio"/> MA56	Anti-tipper, left	£211.00
<input type="radio"/> MA60	Frame pads	£78.00

Caster wheels

<input type="radio"/> MF30	4" solid rubber, black	Inclusive
<input type="radio"/> MF35	4" soft caster, aluminium	£157.00
<input type="radio"/> MF31	5" solid rubber, black	Inclusive
<input type="radio"/> MF36	5" soft caster, aluminium	£157.00
<input type="radio"/> MF04	5.5" soft caster, grey	Inclusive
<input type="radio"/> MF05	6" pneumatic, grey	Inclusive
<input type="radio"/> MF32	6" solid rubber, black	Inclusive
<input type="radio"/> MF37	6" soft caster, aluminium	£157.00

Caster axle

<input checked="" type="checkbox"/> MF90	Caster forks with threaded axles	Inclusive
------------------------------------------	----------------------------------	-----------

Posterior seat height (pSH) in cm

<input type="radio"/> 37	<input type="radio"/> 38	<input type="radio"/> 39	<input type="radio"/> 40	<input type="radio"/> 41	<input type="radio"/> 42	<input type="radio"/> 43
<input type="radio"/> 44	<input type="radio"/> 45	<input type="radio"/> 46	<input type="radio"/> 47	<input type="radio"/> 48	<input type="radio"/> 49	<input type="radio"/> 50

Active wheelchair Zenit CLT.

Drive wheel size

<input type="radio"/> MG02	24" (max. pSH = 48 cm)	Inclusive
<input type="radio"/> MG00	25"	Inclusive

Drive wheel camber

☐ 0°
 ☐ 2°
 ☐ 3°
 ☐ 4°

Drive wheel rim

		24"	25"	
<input type="radio"/> MG06	Hollow rims	<input checked="" type="radio"/>	<input checked="" type="radio"/>	Inclusive
<input type="radio"/> MG10	Spinergy SPOX	<input checked="" type="radio"/>		£741.00
<input type="radio"/> MG11	Spinergy LX	<input checked="" type="radio"/>		£817.00
<input type="radio"/> MG12	Spinergy LXL Blade: black spokes	<input checked="" type="radio"/>		£921.00
<input type="radio"/> MG12	Spinergy LXL Blade: white spokes	<input checked="" type="radio"/>		£912.00
<input type="radio"/> MG15	Infinity Ultralight (not possible in combination with MG 34)	<input checked="" type="radio"/>	<input checked="" type="radio"/>	£113.00
<input type="radio"/> MG150	Infinity Ultralight, coloured (not possible in comb. with MG 34)	<input checked="" type="radio"/>		£192.00
	Colour set Infinity Ultralight/caster fork	24"	25"	
	<input type="radio"/> Sparkle light orange	<input checked="" type="radio"/>		
	<input type="radio"/> Marine blue	<input checked="" type="radio"/>		
	<input type="radio"/> Candy red	<input checked="" type="radio"/>		
	<input type="radio"/> Sparkle granny-smith	<input checked="" type="radio"/>		

Tyres

		24"	25"	
<input type="radio"/> MG31	Schwalbe RightRun 1"	<input checked="" type="radio"/>	<input checked="" type="radio"/>	Inclusive
<input type="radio"/> MG34	PU 1" (not possible in combination with MG 15/MG 150)	<input checked="" type="radio"/>		Inclusive
<input type="radio"/> MG341	PU 1" black (not possible in combination with MG 15/MG 150)	<input checked="" type="radio"/>		Inclusive
<input type="radio"/> MG37	Schwalbe Marathon Plus Evolution 1"	<input checked="" type="radio"/>	<input checked="" type="radio"/>	£73.00
<input type="radio"/> MG371	Schwalbe Marathon Plus Evolution 1.1"	<input checked="" type="radio"/>		£73.00
<input type="radio"/> MG 200	Schwalbe ONE 1"	<input checked="" type="radio"/>		£184.00

Handrims

		24"	25"	
<input type="radio"/> MG50	Aluminium, black coated, high	<input checked="" type="radio"/>	<input checked="" type="radio"/>	Inclusive
<input type="radio"/> MG52	Aluminium, silver anodised, high	<input checked="" type="radio"/>	<input checked="" type="radio"/>	£15.00
<input type="radio"/> MG53	Aluminium, silver anodised, deep	<input checked="" type="radio"/>		£15.00
<input type="radio"/> MG54	Rubber-coated	<input checked="" type="radio"/>	<input checked="" type="radio"/>	£157.00
<input type="radio"/> MG56	Stainless steel, polished, high	<input checked="" type="radio"/>	<input checked="" type="radio"/>	£61.00
<input type="radio"/> MG57	Stainless steel, polished, deep	<input checked="" type="radio"/>		£61.00
<input type="radio"/> MG63	Curve L, anodised	<input checked="" type="radio"/>	<input checked="" type="radio"/>	£396.00
<input type="radio"/> MG64	Curve L, Grip for users with limited gripping function	<input checked="" type="radio"/>	<input checked="" type="radio"/>	£428.00
<input type="radio"/> MG65	GEKKO, ergonomic handrim	<input checked="" type="radio"/>	<input checked="" type="radio"/>	£351.00

Handrim mounting

<input type="radio"/> MG70	Mounting position narrow (15 mm)	Inclusive
<input type="radio"/> MG71	Mounting position wide (25 mm)	Inclusive

Tipping point in cm (measured parallel to the ground)

☐ 5
 ☐ 6
 ☐ 7
 ☐ 8
 ☐ 9
 ☐ 10
 ☐ 11
 ☐ 12
 ☐ 13
 ☐ 14

Alternative measuring method (specification of the horizontal drive wheel position of the Avantgarde)

☐ B
 ☐ C
 ☐ D
 ☐ E
 ☐ F
 ☐ G

Tick the drive wheel position of your Avantgarde, we calculate the tipping point.

Active wheelchair Zenit CLT.

Quick-release axle system

<input type="radio"/> MG27	Quick-release axle	Inclusive
<input type="radio"/> MG28	Quick-release axle with Tetra release	£166.00

Drive wheel accessories

<input type="checkbox"/> MG87	High-pressure air pump, 14 bar	£118.00
<input type="checkbox"/> MG88	Airman-pump	£179.00

Wheel locks

<input type="radio"/> MH01	Knee lever wheel lock 4.0	Inclusive
<input type="radio"/> MH30	Knee lever wheel lock 4.0, long lever	Inclusive
<input type="radio"/> MH05	Scissor wheel lock	£146.00

Wheel lock accessories

<input type="radio"/> MH10	Wheel lock lever extension, fixed	£40.00
<input type="radio"/> MH21	Wheel lock lever extension, pluggable	£72.00

Back support height in cm

<input type="radio"/> 25	<input type="radio"/> 27,5	<input type="radio"/> 30	<input type="radio"/> 32,5	<input type="radio"/> 35	<input type="radio"/> 37,5	<input type="radio"/> 40	<input type="radio"/> 42,5	<input type="radio"/> 45	<input type="radio"/> 47,5	<input type="radio"/> 50
--------------------------	----------------------------	--------------------------	----------------------------	--------------------------	----------------------------	--------------------------	----------------------------	--------------------------	----------------------------	--------------------------

Back support system

<input type="radio"/> MD01	Back support, straight (measured 90° to the seat tube)	Inclusive
<input type="radio"/> MD13	Back support angle according to customer request (measured 90° to the ground)	£106.00
	<input type="radio"/> 0° <input type="radio"/> -5° <input type="radio"/> -10°	

Back support upholstery

<input type="radio"/> MD03	Adaptable, padded	£56.00
<input type="radio"/> MD05	Adaptable, breathable	Inclusive
<input type="radio"/> MD 8	Ultra light	£54.00
<input type="radio"/> MD06	Without	Inclusive

Back support pad widening

<input type="radio"/> MD80	+ 2 cm	£21.00
<input type="radio"/> MD81	+ 4 cm	£21.00
<input type="radio"/> MD82	Without	Inclusive

Use of BAXX back support system (include order form, model-specific restrictions are possible, take into account the reduction of the seat depth by using the Baxx back support system)

<input type="radio"/> MD44	Baxx aluminium back support (enclosed)	£694.00
----------------------------	----------------------------------------	---------

Push handles

<input type="radio"/> MD50	Short	Inclusive
<input type="radio"/> MD51	Long	Inclusive
<input type="radio"/> MD55	Height-adjustable/removable	£168.00
<input type="radio"/> MD45	Height-adjustable/removable for Baxx	£211.00
<input type="radio"/> MD56	Fold-down	£202.00
<input type="radio"/> MD59	Without	Inclusive

Side panels

<input type="radio"/> ME02	Aluminium, with splash guard and protection against the cold	Inclusive
<input type="radio"/> ME04	Carbon, with splash guard	£635.00

Active wheelchair Zenit CLT.

Seat upholstery

<input type="radio"/> MC15	Seat upholstery with storage compartment (up to SW 38 cm = 1 compartment; from SW 40 cm = 2 compartments)	£43.00
<input type="radio"/> MC16	Upholstery readjustable	Inclusive
<input type="radio"/> MC18	Ultra light	£44.00
<input type="radio"/> MC06	Without	Inclusive

Seat cushions

<input type="radio"/> MC01	Standard (cushion thickness 5 cm)	£41.00
<input type="radio"/> MC02	Cubic Foam (cushion thickness 5 cm)	£146.00
<input type="radio"/> MC05	Evolight (cushion thickness 6 cm)	£208.00
<input type="radio"/> MC20	Terra (cushion thickness 10 cm)	£194.00
<input type="radio"/> MC21	Terra Aquos (cushion thickness 10 cm)	£233.00
<input type="radio"/> MC22	Terra Flair (cushion thickness 10 cm)	£584.00
<input type="radio"/> MC23	Cloud (cushion thickness 10 cm)	£571.00
<input type="radio"/> MC29	Livo (cushion thickness 5 cm)	£87.00
<input type="radio"/> MC30	EvoFlair (cushion thickness 5 cm)	£313.00

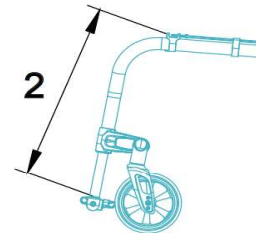
Lower leg length (without seat cushion)

Lower leg length (LLL) in cm

75° front frame: aSH must be greater or equal to LLL + 2 cm

85° front frame: aSH must be greater or equal to LLL + 4 cm

<input type="radio"/> 28	<input type="radio"/> 29	<input type="radio"/> 30	<input type="radio"/> 31	<input type="radio"/> 32	<input type="radio"/> 33
<input type="radio"/> 34	<input type="radio"/> 35	<input type="radio"/> 36	<input type="radio"/> 37	<input type="radio"/> 38	<input type="radio"/> 39
<input type="radio"/> 40	<input type="radio"/> 41	<input type="radio"/> 42	<input type="radio"/> 43	<input type="radio"/> 44	<input type="radio"/> 45
<input type="radio"/> 46	<input type="radio"/> 47	<input type="radio"/> 48	<input type="radio"/> 49	<input type="radio"/> 50	<input type="radio"/> 51



<input type="radio"/> MB130	Adjustable	Inclusive
<input type="radio"/> MB14	Firmly welded	£104.00

Leg supports (folding)

<input type="radio"/> MB160	Single-panel, aluminium	Inclusive
<input type="radio"/> MB180	Single-panel, carbon	£155.00

Leg support accessories

<input type="radio"/> MB70	Lock for single panel leg support	£89.00
----------------------------	------------------------------------------	--------

Other accessories

<input type="checkbox"/> MZ51	Lap belt with metal buckle	£81.00
<input type="checkbox"/> MZ59	Pocket for mobile phone	£32.00

Spoke protectors

<input type="radio"/> MG90	Transparent	£151.00
<input type="radio"/> MG100	Motiv Graphics	£217.00
<input type="radio"/> MG101	Motiv Miracle	£217.00
<input type="radio"/> MG102	Motiv Network	£217.00
<input type="radio"/> MG103	Motiv Robots	£217.00
<input type="radio"/> MG104	Motiv Spectrum	£217.00

Active wheelchair *Zenit CLT*.

Frame colours

<input type="radio"/> 001	Brillant silver	Inclusive
<input type="radio"/> 002	Anthracite metallic	Inclusive
<input type="radio"/> 003	Jet black RAL 9005	Inclusive
<input type="radio"/> 004	Ice blue	Inclusive
<input type="radio"/> 005	Sparkle light orange	Inclusive
<input type="radio"/> 009	Vinho sparkle	Inclusive
<input type="radio"/> 010	Marine blue	Inclusive
<input type="radio"/> 012	Sky blue	Inclusive
<input type="radio"/> 048	Jet black matte (structure)	Inclusive
<input type="radio"/> 014	Candy red	Inclusive
<input type="radio"/> 021	Sparkle granny-smith	Inclusive
<input type="radio"/> 023	White RAL 9016	Inclusive
<input type="radio"/> 027	Shimano matte	Inclusive

Special accessories

<input type="checkbox"/> MZ52	Tool kit	£65.00
<input type="checkbox"/> MZ58	Bag for drive wheels (for 2 drive wheels up to 28")	£114.00
<input type="checkbox"/> MZ89	Protection for quick-release-axle	£11.00
<input type="checkbox"/> MZ92	Wheelblades (Mini-skis for caster wheels)	£443.00
<input type="checkbox"/> MZ93	Backpack	£64.00

Active wheelchair *Zenit CLT*.



MG10 Spinergy SPOX



MG06 Hollow rim



MG11 Spinergy LX



MG15 Infinity Ultralight




MG31 Right Run 1"



**MG371 Marathon Plus
Evolution 1.1"**



MH05 Scissor wheel lock



MG54 Handrim rubber-coated



MG65 Gekko



MG63 Curve L (anodised)




MG64 Curve L Grip



**MF35/36/37 4/5/6" Soft
caster**



**MF30/31/32 4/5/6" Solid rub-
ber**



MF04 5,5" Soft caster



MF05 6" Pneumatic tyre

Active wheelchair *Zenit CLT*.



MD50 Push handles, short



MD55 Push handles, height-adjustable/removable



ME04 Side panel carbon, with splash guard




MD03 Back support upholstery, adaptable, padded



MH01 Knee lever wheel lock 4.0




MH05 Scissor wheel lock, aluminium




MG80 Transparent



MG100 Graphics



MG101 Miracle



MG102 Network



MG103 Robots



MG104 Spectrum