

2025

Active wheelchair Zenit R.

ottobock.

☐ Quotation

☐ Order

Billing Address

PO no.

Cust Name

Street no.

PC, County

Shipping address (if different from billing address)

Cust Name

Street no.

PC, County

Name Date Signature



Base Price - £3180.00

Please email all orders to
Ottobockmobility@ottobock.com

Valid from 01.01.2025 to 31.12.25
Please ensure you are using the latest order form

By placing the order, you agree to comply with the instructions for use/service manuals for accessories and products of other manufacturers when combining them with an Ottobock product, in addition to the instructions for use/service manuals of the respective Ottobock products. Also you confirm to have read, understood and accepted, our general terms and conditions. In addition, you agree, upon placing an order, to conduct your own conformity assessment or approval in accordance with national requirements if and when you implement modifications or attachments that do not meet the specifications of Ottobock instructions for use/service manuals.
Wheelchairs with CLT package cannot be returned or exchanged

Standard equipment selection (unless alternative selected)

Article number: 480F160=1_AA04_C

- Open aluminium tube frame
- Choice of front frame offset
- Adaptable back support upholstery
- Aluminium side panels
- Modular design
- Drive wheels with quick-release axles
- Knee lever wheel lock 4.0
- Calf strap

max. user weight 120 kg
crash-tested according ISO 7176-19

The number codes contained in this order form are not intended to be used as article numbers for spare parts orders.
Please scan the QR code to access the spare parts catalogue for any spare parts orders.

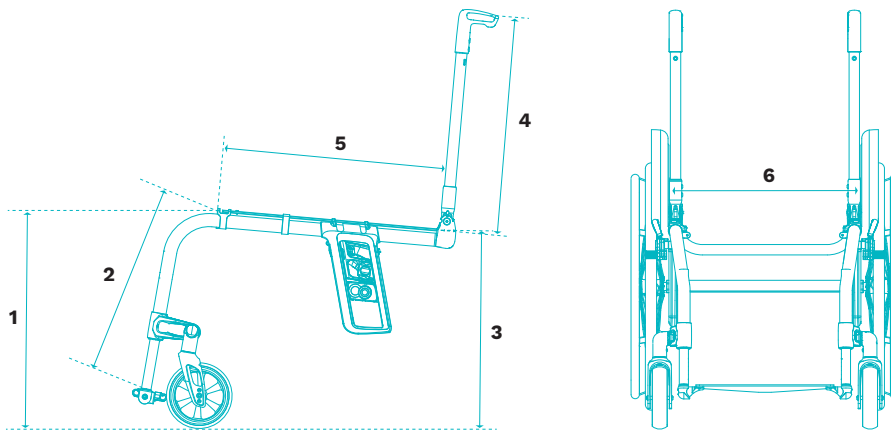


Active wheelchair Zenit R.

Wheelchair measurements

- 1 Anterior seat height (aSH) = ground to top of seat upholstery
- 2 Lower leg length (LLL) = top of seat upholstery to top of foot plate (without seat cushion). Please consider the dependencies LLL and aSH.
- 3 Posterior seat height (pSH)= ground to top of seat upholstery
- 4 Back support height (BH)= top of seat tube to top of back support upholstery
- 5 Seat depth (SD) = front of seat upholstery to back support tube
- 6 Seat width (SW) = outside edge of frame tube to outside edge of frame tube

A manufacturing tolerance of 10 mm applies to all measurements and of 10 % to specified weights.



Active wheelchair Zenit R.

Equipment

<input checked="" type="checkbox"/> MA110	Standard	£3180.00
---	----------	----------

Material

<input type="checkbox"/> MA08	Aluminium	Inclusive
<input type="checkbox"/> MA12	Carbon (with 85° anterior frame angle and 2 cm offset/abduction)	£521.00

Anterior frame angle (please consider LLL on page 6)

<input type="checkbox"/> MA20	75° long frame	Inclusive
<input type="checkbox"/> MA21	85° short frame	Inclusive

Front fram offset

<input type="checkbox"/> MA14	0 cm offset	Inclusive
<input type="checkbox"/> MA15	2 cm offset	Inclusive
<input type="checkbox"/> MA30	2 cm abduction (possible only up to SW 42 cm)	Inclusive

Front frame extension

<input type="checkbox"/> MA23	3 cm	£104.00
-------------------------------	------	---------

Seat width (SW) in cm

<input type="checkbox"/> 32	<input type="checkbox"/> 34	<input type="checkbox"/> 36	<input type="checkbox"/> 38	<input type="checkbox"/> 40	<input type="checkbox"/> 42	<input type="checkbox"/> 44	<input type="checkbox"/> 46
-----------------------------	-----------------------------	-----------------------------	-----------------------------	-----------------------------	-----------------------------	-----------------------------	-----------------------------

Seat depth (SD) in cm

<input type="checkbox"/> 36	<input type="checkbox"/> 38	<input type="checkbox"/> 40	<input type="checkbox"/> 42	<input type="checkbox"/> 44	<input type="checkbox"/> 46	<input type="checkbox"/> 48	<input type="checkbox"/> 50
-----------------------------	-----------------------------	-----------------------------	-----------------------------	-----------------------------	-----------------------------	-----------------------------	-----------------------------

Anterior seat height (aSH) in cm (please consider LLL on page 6)

<input type="checkbox"/> 38	<input type="checkbox"/> 39	<input type="checkbox"/> 40	<input type="checkbox"/> 41	<input type="checkbox"/> 42	<input type="checkbox"/> 43	<input type="checkbox"/> 44	<input type="checkbox"/> 45	<input type="checkbox"/> 46
<input type="checkbox"/> 47	<input type="checkbox"/> 48	<input type="checkbox"/> 49	<input type="checkbox"/> 50	<input type="checkbox"/> 51	<input type="checkbox"/> 52	<input type="checkbox"/> 53	<input type="checkbox"/> 54	

Frame accessories

<input type="checkbox"/> MA51	Tip-assist, right	£120.00
<input type="checkbox"/> MA52	Tip-assist, left	£120.00
<input type="checkbox"/> MA55	Anti-tipper, right	£211.00
<input type="checkbox"/> MA56	Anti-tipper, left	£211.00
<input type="checkbox"/> MA60	Frame pads	£78.00

Caster wheels

<input type="checkbox"/> MF30	4" solid rubber, black	Inclusive
<input type="checkbox"/> MF35	4" soft caster, aluminium	£157.00
<input type="checkbox"/> MF31	5" solid rubber, black	Inclusive
<input type="checkbox"/> MF36	5" soft caster, aluminium	£157.00
<input type="checkbox"/> MF04	5.5" soft caster, grey	Inclusive
<input type="checkbox"/> MF05	6" pneumatic, grey	Inclusive
<input type="checkbox"/> MF32	6" solid rubber, black	Inclusive
<input type="checkbox"/> MF37	6" soft caster, aluminium	£157.00

Caster axle

<input checked="" type="checkbox"/> MF90	Caster forks with threaded axles	Inclusive
--	----------------------------------	-----------

Active wheelchair Zenit R.

Posterior seat height (pSH) in cm

- ☐ 37 ☐ 38 ☐ 39 ☐ 40 ☐ 41 ☐ 42 ☐ 43
☐ 44 ☐ 45 ☐ 46 ☐ 47 ☐ 48 ☐ 49 ☐ 50

Drive wheel size

- ☐ MG02 24" Inclusive
☐ MG00 25" Inclusive

Drive wheel camber

- ☐ 0° ☐ 2° ☐ 3° ☐ 4°

Drive wheel rim

		24"	25"	
<input type="radio"/> MG06	Hollow rims	●	●	Inclusive
<input type="radio"/> MG10	Spinergy SPOX	●		£741.00
<input type="radio"/> MG11	Spinergy LX	●		£817.00
<input type="radio"/> MG12	Spinergy LXL Blade: black spokes	●		£921.00
<input type="radio"/> MG12	Spinergy LXL Blade: white spokes	●		£921.00
<input type="radio"/> MG15	Infinity Ultralight (not possible in combination with MG 34)	●	●	£113.00
<input type="radio"/> MG150	Infinity Ultralight, coloured (not possible in comb. with MG 34)	●		£192.00
	Colour set Infinity Ultralight/caster fork	24"	25"	
	<input type="radio"/> Sparkle light orange	●		
	<input type="radio"/> Marine blue	●		
	<input type="radio"/> Candy red	●		
	<input type="radio"/> Sparkle granny-smith	●		

Tyres

		24"	25"	
<input type="radio"/> MG31	Schwalbe RightRun 1"	●	●	Inclusive
<input type="radio"/> MG34	PU 1" (not possible in combination with Infinity rim)	●		Inclusive
<input type="radio"/> MG341	PU 1" schwarz (not possible in combination with Infinity rim)	●		Inclusive
<input type="radio"/> MG37	Schwalbe Marathon Plus Evolution 1"	●	●	£73.00
<input type="radio"/> MG371	Schwalbe Marathon Plus Evolution 1.1"	●		£73.00
<input type="radio"/> MG 200	Schwalbe ONE 1"	●		£184.00

Handrims

		24"	25"	
<input type="radio"/> MG50	Aluminium, black coated, high	●	●	Inclusive
<input type="radio"/> MG52	Aluminium, silver anodised, high	●	●	£15.00
<input type="radio"/> MG53	Aluminium, silver anodised, deep	●		£15.00
<input type="radio"/> MG54	Rubber-coated, high	●	●	£157.00
<input type="radio"/> MG56	Stainless steel, polished, high	●	●	£61.00
<input type="radio"/> MG57	Stainless steel, polished, deep	●		£61.00
<input type="radio"/> MG63	Curve L, anodised	●	●	£396.00
<input type="radio"/> MG64	Curve L, Grip for users with limited gripping function	●	●	£428.00
<input type="radio"/> MG65	GEKKO, ergonomic handrim	●	●	£351.00

Handrim mounting

- ☐ MG70 Mounting position narrow (15 mm) Inclusive
☐ MG71 Mounting position wide (25 mm) Inclusive

Tipping point in cm (measured parallel to the ground)

- ☐ 5 ☐ 6 ☐ 7 ☐ 8 ☐ 9 ☐ 10 ☐ 11 ☐ 12 ☐ 13 ☐ 14

Active wheelchair Zenit R.

Alternative measuring method (specification of the horizontal drive wheel position of the Avantgarde)

☐ B ☐ C ☐ D ☐ E ☐ F ☐ G

Tick the drive wheel position of your Avantgarde, we calculate the tipping point.

Quick-release axle system

<input type="radio"/> MG27	Quick-release axle	Inclusive
<input type="radio"/> MG28	Quick-release axle with Tetra release	£166.00

Drive wheel accessories

<input type="checkbox"/> MG87	High-pressure air pump, 14 bar	£118.00
<input type="checkbox"/> MG88	Airman pump	£179.00

Wheel locks

<input type="radio"/> MH01	Knee lever wheel lock 4.0	Inclusive
<input type="radio"/> MH30	Knee lever wheel lock 4.0, long lever	Inclusive
<input type="radio"/> MH05	Scissor wheel lock	£146.00

Wheel lock accessories

<input type="radio"/> MH10	Wheel lock lever extension, fixed	£40.00
<input type="radio"/> MH21	Wheel lock lever extension, pluggable	£72.00

Rückenhöhe in cm

☐ 25 ☐ 27,5 ☐ 30 ☐ 32,5 ☐ 35 ☐ 37,5 ☐ 40 ☐ 42,5 ☐ 45 ☐ 47,5 ☐ 50

Back support height in cm

<input type="radio"/> MD01	Back support, straight (measured 90° to the seat tube)	Inclusive
<input type="radio"/> MD11	Angle-adjustable, fold-down onto seat tubes (-10°; -5°; 0°; +5°; +10°)	£658.00
<input type="radio"/> MD13	Back support angle according to customer request (measured 90° to the ground)	£106.00
	<input type="radio"/> 0° <input type="radio"/> -5° <input type="radio"/> -10°	

Back support upholstery

<input type="radio"/> MD03	Adaptable, padded	£56.00
<input type="radio"/> MD05	Adaptable, breathable	Inclusive
<input type="radio"/> MD18	Ultra light	£54.00
<input type="radio"/> MD06	Without	Inclusive

Back support pad widening

<input type="radio"/> MD80	+ 2 cm	£21.00
<input type="radio"/> MD81	+ 4 cm	£21.00
<input type="radio"/> MD82	Without	Inclusive

Use of BAXX back support system (include order form, model-specific restrictions are possible, take into account the reduction of the seat depth by using the Baxx back support system)

<input type="radio"/> MD44	Baxx aluminium back support (enclosed)	£694.00
----------------------------	--	---------

Push handles

<input type="radio"/> MD50	Short	Inclusive
<input type="radio"/> MD51	Long	Inclusive
<input type="radio"/> MD55	Height-adjustable/removable	£168.00
<input type="radio"/> MD45	Height-adjustable/removable for Baxx	£211.00
<input type="radio"/> MD56	Fold-down	£202.00
<input type="radio"/> MD59	Without	Inclusive

Active wheelchair Zenit R.

Side panels

<input type="radio"/> ME02	Aluminium, with splash guard and protection against the cold	Inclusive
<input type="radio"/> ME04	Carbon, with splash guard	£635.00
<input type="radio"/> ME05	With arm support, short	£333.00
<input type="radio"/> ME06	With arm support, long	£333.00
<input type="radio"/> ME17	Carbon, with arm support long, depth-adjustable	£333.00

Seat upholstery

<input type="radio"/> MC15	Seat upholstery with storage compartment (up to SW 38 cm = 1 compartment; from SW 40 cm = 2 compartments)	£43.00
<input type="radio"/> MC16	Upholstery readjustable	Inclusive
<input type="radio"/> MC18	Ultra light	£44.00
<input type="radio"/> MC06	Without	Inclusive

Seat cushions

<input type="radio"/> MC01	Standard (cushion thickness 5 cm)	£41.00
<input type="radio"/> MC02	Cubic Foam (cushion thickness 5 cm)	£146.00
<input type="radio"/> MC05	Evolight (cushion thickness 6 cm)	£208.00
<input type="radio"/> MC20	Terra (cushion thickness 10 cm)	£194.00
<input type="radio"/> MC21	Terra Aquos (cushion thickness 10 cm)	£233.00
<input type="radio"/> MC22	Terra Flair (cushion thickness 10 cm)	£584.00
<input type="radio"/> MC23	Cloud (cushion thickness 10 cm)	£571.00
<input type="radio"/> MC29	Livo (cushion thickness 5 cm)	£87.00
<input type="radio"/> MC30	EvoFlair (cushion thickness 5 cm)	£313.00

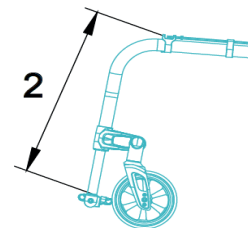
Lower leg length (without seat cushion)

Lower leg length (LLL) in cm

75° front frame: aSH must be greater or equal to LLL + 2 cm

85° front frame: aSH must be greater or equal to LLL + 4 cm

<input type="radio"/> 28	<input type="radio"/> 29	<input type="radio"/> 30	<input type="radio"/> 31	<input type="radio"/> 32	<input type="radio"/> 33
<input type="radio"/> 34	<input type="radio"/> 35	<input type="radio"/> 36	<input type="radio"/> 37	<input type="radio"/> 38	<input type="radio"/> 39
<input type="radio"/> 40	<input type="radio"/> 41	<input type="radio"/> 42	<input type="radio"/> 43	<input type="radio"/> 44	<input type="radio"/> 45
<input type="radio"/> 46	<input type="radio"/> 47	<input type="radio"/> 48	<input type="radio"/> 49	<input type="radio"/> 50	<input type="radio"/> 51



<input checked="" type="checkbox"/> MB130	Adjustable	Inclusive
---	------------	-----------

Leg support

<input type="radio"/> MB160	Single-panel, aluminium* (LLL 28 – 51 cm)	Inclusive
<input type="radio"/> MB180	Single-panel, carbon* (LLL 28 – 51 cm)	£258.00
<input type="radio"/> MB06	Aluminium light, fixed (LLL 31 – 51 cm)	£158.00

* LLL can be selected in dependence of wheel size, seat width and anterior seat height

Other accessories

<input type="checkbox"/> MZ51	Lap belt with metal buckle	£81.00
<input type="checkbox"/> MZ59	Pocket for mobile phone	£32.00

Active wheelchair Zenit R.

Spoke protectors

<input type="radio"/> MG90	Transparent	£151.00
<input type="radio"/> MG100	Motiv Graphics	£217.00
<input type="radio"/> MG101	Motiv Miracle	£217.00
<input type="radio"/> MG102	Motiv Network	£217.00
<input type="radio"/> MG103	Motiv Robots	£217.00
<input type="radio"/> MG104	Motiv Spectrum	£217.00

Frame colours

<input type="radio"/> 001	Brillant silver	£454.00
<input type="radio"/> 002	Anthrazit metallic	£454.00
<input type="radio"/> 003	Jet black RAL 9005	£454.00
<input type="radio"/> 004	Ice blue	£454.00
<input type="radio"/> 005	Sparkle light orange	£454.00
<input type="radio"/> 009	Vinho sparkle	£454.00
<input type="radio"/> 010	Marine blue	£454.00
<input type="radio"/> 012	Sky blue	£454.00
<input type="radio"/> 014	Candy red	£454.00
<input type="radio"/> 021	Sparkle granny-smith	£454.00
<input type="radio"/> 023	White RAL 9016	£454.00
<input type="radio"/> 027	Shimano matte	£454.00
<input type="radio"/> 048	Jet black matte structure	£454.00
<input type="radio"/> 039	Black, anodised, matte	Inclusive
<input type="radio"/> 040	Anthracite, anodised, matte	Inclusive
<input type="radio"/> 041	Gold, anodised, matte	Inclusive
<input type="radio"/> 042	Blue, anodised, matte	Inclusive
<input type="radio"/> 043	Orange, anodised, matte	Inclusive
<input type="radio"/> 044	Green, anodised, matte	Inclusive
<input type="radio"/> 045	Purple, anodised, matte	Inclusive
<input type="radio"/> 046	Red, anodised, matte	Inclusive


Special accessories

<input type="checkbox"/> MZ52	Tool kit	£65.00
<input type="checkbox"/> MZ58	Bag for drive wheels (for 2 drive wheels up to 28")	£114.00
<input type="checkbox"/> MZ70	Kit for transportation in a motor vehicle	£339.00
<input type="checkbox"/> MZ89	Protection for quick-release-axle	£11.00
<input type="checkbox"/> MZ92	Wheelblades (Mini-skis for caster wheels)	£443.00
<input type="checkbox"/> MZ93	Backpack	£64.00

Active wheelchair *Zenit R.*



MG10 Spineroy SPOX



MG06 Hollow rim



MG11 Spineroy LX



MG15 Infinity Ultralight



MG31 Right Run 1"




**MG371 Marathon Plus
Evolution 1.1"**



**Drive wheel adapter, per-
manently welded**



**MF90 Caster forks with
threaded axles**



MG54 Handrim rubber-coated



MG65 Gekko



MG63 Curve L (anodised)




MG64 Curve L Grip



**MF35/36/37
soft caster 4", 5", 6"**



**MF30/31/32
Solid rubber, black 4", 5", 6"**



**MF04
Soft rubber 5,5"**



**MF05
Pneumatic tyre 6"**

Active wheelchair *Zenit R.*



MD50 Push handles, short



MD55 Push handles, height-adjustable/removable



ME04 Side panel carbon, with splash guard



MD03 Back support upholstery, adaptable, padded



MB06 Leg support, aluminium light, fixed




MH01 Knee lever wheel lock 4.0



MH05 Scissor wheel lock, aluminium




MZ70 Kit for transportation in a motor vehicle




MG80 Transparent



MG100 Graphics



MG101 Miracle



MG102 Network



MG103 Robots



MG104 Spectrum