

2023

ottobock.

<p>Base Price - £633.00</p> <p>Valid from 01.01.23 to 31.12.23 Please ensure you are using the latest order form</p>	<p>Order no.:</p> <p>-----</p>
---	--------------------------------

<input type="checkbox"/> Provide estimate only		<input type="checkbox"/> Order	
Billing address/customer number			
Delivery address			
Sales person		Name	
		<p>.....</p> <p>Date Signature</p>	
<p>By placing the order, you agree to comply with the instructions for use/service manuals for accessories and products of other manufacturers when combining them with an Ottobock product, in addition to the instructions for use/service manuals of the respective Ottobock products. Also you confirm to have read, understood and accepted, our general terms and conditions. In addition, you agree, upon placing an order, to conduct your own conformity assessment or approval in accordance with national requirements if and when you implement modifications or attachments that do not meet the specifications of Ottobock instructions for use/service manuals.</p>			

Start M2 Flex Prop Lightweight wheelchair

Article number: 480F74=4_RW03_C
based on 480F74=309*



Standard equipment

- Flex frame aluminium powder coated, colour anthracite metallic
- 1,5-fold cross brace at SW 53 cm
- Tip-assist integrated into the frame
- Individual leg supports, swing-away leg support holders
- Angle-adjustable, plastic foot plates
- Individual calf straps
- Tool-free seat depth adjustment
- Height-adjustable side panel, arm support 300 mm
- Seat upholstery black nylon
- Back support upholstery Economy Ergo
- Back support with lumbar curve
- Stabiliser bar
- Antibacterial push handles
- Knee lever wheel lock
- Drive wheel rim standard
- Drive wheels with quick-release axles, 24", 1 3/8" PU tyres
- Adjustable caster head
- Handrim aluminium silver anodised, high

Folding

Max. user weight: 130 kg/286 lbs

Crash tested according to DIN ISO 7176-19

Factory settings:

- Back support height 42,5 cm (adjustable to 40 cm, 45 cm und 47,5 cm)










Information



MA 103 Anti-tipper,
plug-on



MD 19 Back support upholstery
Economy Ergo

Wheelchair measurements							
Seat width							
SW [cm]	<input type="checkbox"/> 38	<input type="checkbox"/> 40,5	<input type="checkbox"/> 43	<input type="checkbox"/> 45,5	<input type="checkbox"/> 48	<input type="checkbox"/> 50,5	53 MA 105 (with 1,5-fold cross brace)
Add. charge	Inclusive	Inclusive	Inclusive	Inclusive	Inclusive	Inclusive	£18.00
Seat depth, adjustable							
SD [cm]	<input type="checkbox"/> 43 Adjustment range: 40,5 - 45,5			<input type="checkbox"/> 48 Adjustment range: 48 - 50,5			
Anterior seat height, adjustable; seat inclination 2 cm							
Combination caster wheel/drive wheel	Anterior seat height [cm]						
	45	46	47	48	49	50	51
6" PU tyres/24"	<input type="checkbox"/>	<input type="checkbox"/>	<input type="checkbox"/>	<input checked="" type="checkbox"/>	<input type="checkbox"/>		
7" solid rubber/24"			<input type="checkbox"/>	<input type="checkbox"/>	<input type="checkbox"/>	<input type="checkbox"/>	
8" PU tyres, wide/24"				<input type="checkbox"/>	<input type="checkbox"/>	<input type="checkbox"/>	<input type="checkbox"/>
<div><input checked="" type="checkbox"/> Factory setting (different seat heights can be adjusted by the dealer depending on the selected caster wheel)</div>							
<div><input type="checkbox"/> Factory setting possible</div>							
<div> Setting not possible</div>							
Frame accessories							
Anit-tipper, plug-on							
MA 103	<input type="checkbox"/>	Individual, enclosed					£17.00
MA 104	<input type="checkbox"/>	Pair, enclosed (at option MD 10 incl.)					£32.00
Crutch holder, right							
MA 102	<input type="checkbox"/>	Enclosed					£10.00
MA 57	<input type="checkbox"/>	Mounted					£37.00
Crutch holder, left							
MA 102	<input type="checkbox"/>	Enclosed					£10.00
MA 58	<input type="checkbox"/>	Mounted					£37.00
Wheelbase extension							
MG 86	<input type="checkbox"/>	Yes (mounted)					£84.00
MG 46	<input type="checkbox"/>	No					Inclusive
Tyres 24"							
MG 35	<input type="checkbox"/>	Standard (PU tyres 1 3/8")					Inclusive
MG 31	<input type="checkbox"/>	Schwalbe RightRun 1"					Inclusive
MG 30	<input type="checkbox"/>	Pneumatic tyres 1 3/8"					£115.00
Wheel lock accessories							
MH 23	<input type="checkbox"/>	Wheel lock lever extension, enclosed					£31.00
MH 10	<input type="checkbox"/>	Wheel lock lever extension, mounted					£39.00
Back support system							
MD 09	<input type="checkbox"/>	Standard back support with lumbar curve					Inclusive
MD 10	<input type="checkbox"/>	Back support with angle adjustment 30° (incl. MA 104 and stabiliser bar)					£295.00

Back support upholstery					
MD 04	<input type="checkbox"/>	Standard			Inclusive
MD 19	<input type="checkbox"/>	Economy Ergo (5-fold adjustable)			£103.00
Push handles					
MD 51	<input type="checkbox"/>	Standard			£57.00
MD 52	<input type="checkbox"/>	Telescoping			Inclusive
Side panels					
ME 01	<input type="checkbox"/>	Standard side panel, arm support 300 mm, long mounted			Inclusive
ME 05	<input type="checkbox"/>	Height-adjustable side panel, arm support 300 mm			£148.00
Accessories side panels					
ME 06	<input type="checkbox"/>	Arm pad 365 mm, pair, enclosed			£52.00
ME 60	<input type="checkbox"/>	Therapy tray			Inclusive
Seat cushion					
MC 01	<input type="checkbox"/>	Standard (seat cushion thickness 5 cm)			£94.00
MC 29	<input type="checkbox"/>	Livo (seat cushion thickness 5 cm)			£74.00
MC 30	<input type="checkbox"/>	Evoflair (seat cushion thickness 8 cm)			£282.00
Lower leg length, adjustable					
LLL [cm]	<input type="checkbox"/> 35 Adjustment range: 35 - 38		<input type="checkbox"/> 42 Adjustment range: 39 - 49		
Leg supports					
Left	<input type="checkbox"/> MB 26	£205.00	Right	Code	
Individual, angle-adjustable	<input type="checkbox"/> MB 10	Inclusive	Individual, angle-adjustable	<input type="checkbox"/> MB 10	Inclusive
Elevating ^{1) 2) 3)}	<input type="checkbox"/> MB 27	£205.00	Elevating ^{1) 2) 3)}	<input type="checkbox"/> MB 26	£205.00
Elevating, pair ^{1) 2)}				<input type="checkbox"/> MB 25	£417.00
Amputation leg support ³⁾	<input type="checkbox"/> MB 22	£274.00	Amputation leg support ³⁾	<input type="checkbox"/> MB 21	£274.00
Amputation leg support, pair				<input type="checkbox"/> MB 23	£566.00
¹⁾ Without automatic length adjustment					
²⁾ Max. user weight 125 kg					
³⁾ Other side MB 10 individual leg support					
Leg support accessories					
Heel straps for individual leg supports, pair					
MB 78	<input type="checkbox"/>	Enclosed			£29.00
MB 72	<input type="checkbox"/>	Mounted			£66.00
Other accessories					
Head support complete incl. installation kit, horizontal and vertical					
MZ 97	<input type="checkbox"/>	Enclosed			£413.00
MZ 63	<input type="checkbox"/>	Mounted			£647.00
Lap belt (with plastic buckle)					
MZ 96	<input type="checkbox"/>	Enclosed			£36.00
MZ 50	<input type="checkbox"/>	Mounted			£69.00

Spoke protectors			
Spoke protector, transparent, pair			
MG 105	<input type="checkbox"/>	Enclosed	£137.00
MG 90	<input type="checkbox"/>	Mounted	£222.00