

2023

ottobock.

Base Price - £1034.00

Order no.:

Valid from 01.01.23 to 31.12.23
Please ensure you are using the latest order form☐ Provide estimate only☐ Order

Billing address/customer number

Delivery address

Sales person

Name

Date Signature

By placing the order, you agree to comply with the instructions for use/service manuals for accessories and products of other manufacturers when combining them with an Ottobock product, in addition to the instructions for use/service manuals of the respective Ottobock products. Also you confirm to have read, understood and accepted, our general terms and conditions. In addition, you agree, upon placing an order, to conduct your own conformity assessment or approval in accordance with national requirements if and when you implement modifications or attachments that do not meet the specifications of Ottobock instructions for use/service manuals.

Start^{M4} XXL

Lightweight wheelchair

Article number: 480F53=40000_K



Standard equipment

- Aluminium tube frame with double crossbrace
- Tip-assist integrated into the frame
- Individual leg supports, angle-adjustable, plastic foot plates
- Swing-away leg support holders
- Side panel with arm support, height-adjustable
- Nylon seat and back support upholstery, black
- Modular design
- Drive wheels with reinforced spokes and quick-release axles
- Knee lever wheel lock
- Back support tube with lumbar curve, reinforced
- Different back support height setting options from 40 – 47.5 cm
- Weight: from 17.5 kg

Folding, max. user weight 160 kg/353 lbs

Wheelchair dimensions	
Seat width (SW) _____cm	Anterior seat height (ASH) _____cm
Seat depth (SD) _____cm	Posterior seat height (PSH) _____cm
Back support height (BH) _____cm	Lower leg length (LL) (frame measurement) _____cm

Seat measurements in cm	
Seat width SW	<input type="checkbox"/> 43 <input type="checkbox"/> 45.5 <input type="checkbox"/> 48 <input type="checkbox"/> 50.5 <input type="checkbox"/> 53 <input type="checkbox"/> 55.5 <input type="checkbox"/> 58
Seat depth SD	<input type="checkbox"/> 43 <input type="checkbox"/> 46 <input type="checkbox"/> 49

Seat height measurements in cm (table on the next page)	
Anterior seat height	<input type="checkbox"/> 40 <input type="checkbox"/> 41 <input type="checkbox"/> 42 <input type="checkbox"/> 43 <input type="checkbox"/> 44 <input type="checkbox"/> 45 <input type="checkbox"/> 46 <input type="checkbox"/> 47 <input type="checkbox"/> 48 <input type="checkbox"/> 49 <input type="checkbox"/> 50 <input type="checkbox"/> 51
Posterior seat height	<input type="checkbox"/> 38 <input type="checkbox"/> 41 <input type="checkbox"/> 44 <input type="checkbox"/> 47 <input type="checkbox"/> 50

The number codes contained in this order form are not intended to be used as article numbers for spare parts orders.
Please use the spare parts catalogue for spare parts orders.

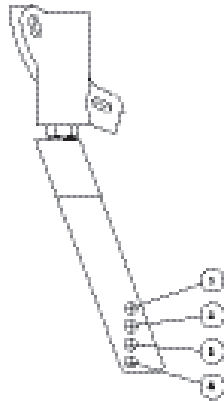
Information

Seat height table

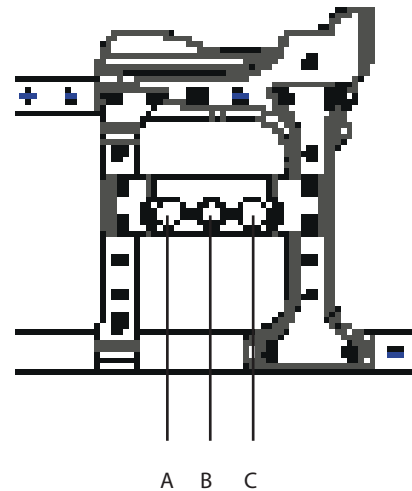
Anterior seat height in cm

Caster fork, short	Adjustment range
Caster wheel diameter 5"	40 – 44
Caster wheel diameter 5.5"	42 – 44
Caster wheel diameter 6"	43 – 45
Caster wheel diameter 7"	45 – 47

Caster fork, long	Adjustment range
Caster wheel diameter 5"	44 – 47
Caster wheel diameter 5.5"	44 – 48
Caster wheel diameter 6"	45 – 49
Caster wheel diameter 7"	47 – 50
Caster wheel diameter 8"	48 – 51



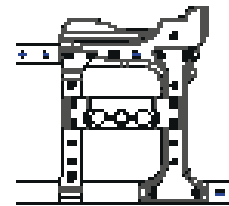
Horizontal drive wheel position



Seat height table

Posterior seat height in cm

Free mounting positions	Drive wheel size	
	22"	24"
1	38	41
2	41	44
3	44	47
4	47	50



The values indicated are rounded values which have been theoretically determined. Max. deviation of 1 cm.

The anterior seat height depends on the selected wheel size, caster fork and mounting position. Please refer to the seat height table!

Specified without seat cushion at 0° seat inclination.

The maximum possible seat inclination is 3.5 cm.

Frame accessories				
MA 50	<input type="checkbox"/>	Transport wheels		£59.00
MA 57	<input type="checkbox"/>	Crutch holder, right		£29.00
MA 58	<input type="checkbox"/>	Crutch holder, left		£29.00
MA 61	<input type="checkbox"/>	Swinging anti-tipper, right		£47.00
MA 62	<input type="checkbox"/>	Swinging anti-tipper, left		£47.00

Caster wheels			(dimensions in mm)	
MF 03	<input type="checkbox"/>	5" solid rubber	(130 x 33)	Inclusive
MF 04	<input type="checkbox"/>	5.5" soft	(140 x 40)	Inclusive
MF 06	<input type="checkbox"/>	6" solid rubber	(150 x 27)	Inclusive
MF 07	<input type="checkbox"/>	7" pneumatic	(180 x 45)	Inclusive
MF 08	<input type="checkbox"/>	7" solid rubber	(180 x 45)	Inclusive
MF 09	<input type="checkbox"/>	8" pneumatic, narrow (long caster fork required)	(200 x 30)	Inclusive
MF 10	<input type="checkbox"/>	8" solid rubber, narrow (long caster fork required)	(200 x 30)	Inclusive
MF 12	<input type="checkbox"/>	8" pneumatic, wide (long caster fork required)	(200 x 50)	Inclusive
MF 13	<input type="checkbox"/>	8" PU tyres, wide (long caster fork required)	(200 x 50)	Inclusive

Caster forks				
MF 80	<input type="checkbox"/>	Caster fork, long		Inclusive
MF 81	<input type="checkbox"/>	Caster fork, short		Inclusive

Drive wheel size				
MG 01	<input type="checkbox"/>	22"		Inclusive
MG 02	<input type="checkbox"/>	24"		Inclusive

Drive wheel position				
<input type="checkbox"/> A	<input type="checkbox"/> B	<input type="checkbox"/> C		

Drive wheel rim				
MG 05	<input type="checkbox"/>	Standard		Inclusive
MG 80	<input type="checkbox"/>	Rear wheel with drum brake/attendant		£359.00

Tyres				
MG 30	<input type="checkbox"/>	Pneumatic tyres 1 3/8"		Inclusive
MG 35	<input type="checkbox"/>	PU tyres, 1 3/8"		Inclusive

Handrims				
MG 52	<input type="checkbox"/>	Handrim, aluminium, silver anodised, high		Inclusive
MG 56	<input type="checkbox"/>	Handrim, polished stainless steel, high		£55.00

Drive wheel accessories				
MG 87	<input type="checkbox"/>	High-pressure air pump, 14 bar		£108.00
MG 88	<input type="checkbox"/>	Airman pump, battery-operated		£167.00
MG 84	<input type="checkbox"/>	Silicone handrim cover		£108.00

Wheel lock				
MH 01	<input type="checkbox"/>	Knee lever wheel lock, standard		Inclusive
MH 06	<input type="checkbox"/>	Knee lever wheel lock for user and attendant		£233.00

Information



MA 50 Transport wheel



MA 62 Swinging anti-tipper



ME 05 Side panel, height-adjustable



MD 58 Stabiliser bar



MB 03 Single-panel leg support



MB 25 Elevating leg support



MB 72 Heel strap




MZ 53 Head support



MZ 54 Clinical installation set



MZ 55 Multi-axis installation set



MG 95 Spoke protector with decor

Wheel lock accessories			
MH 10	<input type="checkbox"/>	Plug-on wheel lock lever extension	£29.00
Back support height in cm			
<input type="checkbox"/> 40	<input type="checkbox"/> 42.5	<input type="checkbox"/> 45	<input type="checkbox"/> 47.5 Inclusive
Back support upholstery			
MD 04	<input type="checkbox"/>	Standard	Inclusive
MD 05	<input type="checkbox"/>	Adaptable	£88.00
MD 06	<input type="checkbox"/>	Without	Inclusive
Push handles			
MD 51	<input type="checkbox"/>	Standard	Inclusive
MD 52	<input type="checkbox"/>	Telescoping	£193.00
Back support accessories			
MD 58	<input type="checkbox"/>	Stabiliser bar for push handles	£46.00
Side panels			
ME 01	<input type="checkbox"/>	Side panel, standard, 300 mm arm support, short mounted	Inclusive
ME 01	<input type="checkbox"/>	Side panel, standard, 300 mm arm support, long mounted	Inclusive
ME 06	<input type="checkbox"/>	Side panel, standard, 365 mm arm support, short mounted	£20.00
ME 06	<input type="checkbox"/>	Side panel, standard, 365 mm arm support, long mounted	£20.00
ME 03	<input type="checkbox"/>	Plug-on side panel	Inclusive
ME 05	<input type="checkbox"/>	Side panel, height-adjustable, 300 mm arm support	£127.00
ME 10	<input type="checkbox"/>	Desk side panel, stepped	Inclusive
Side panel accessories			
ME 60	<input type="checkbox"/>	Tray	£181.00
Seat upholstery			
MC 13	<input type="checkbox"/>	Upholstery, standard	Inclusive
MC 06	<input type="checkbox"/>	Without	Inclusive
Seat cushion			
MC 01	<input type="checkbox"/>	Seat cushion Standard (thickness 5 cm)	£94.00
MC 02	<input type="checkbox"/>	Cubic Foam seat cushion (thickness 5 cm, up to 150 kg)	£136.00
MC 05	<input type="checkbox"/>	Evolight seat cushion (thickness 6 cm, up to 125 kg)	£193.00
MC 29	<input type="checkbox"/>	Livo (seat cushion thickness 5 cm)	£74.00
MC 30	<input type="checkbox"/>	Evoflair (seat cushion thickness 8 cm)	£282.00
Lower leg length in cm (without seat cushion)			
Lower leg length (LL) in cm (available adjustment range 27 – 47 cm)			
Leg support bar options			
MB 40	<input type="checkbox"/>	Short (27 – 40 cm)	Inclusive
MB 41	<input type="checkbox"/>	Medium (32 – 47 cm)	Inclusive
MB 42	<input type="checkbox"/>	Long (42 – 47 cm)	Inclusive
Please note that the lower leg lengths vary in case of elevating leg supports.			

Leg supports			
MB 10	<input type="checkbox"/>	Individual leg supports, angle-adjustable, plastic foot plates	Inclusive
MB 03	<input type="checkbox"/>	Single-panel leg support, angle-adjustable, aluminium	£127.00
MB 25	<input type="checkbox"/>	Elevating leg supports, without automatic length adjustment (max. user weight 125 kg), pair	£233.00
MB 26	<input type="checkbox"/>	Elevating leg support, without automatic length adjustment, right (plus standard leg support, left) (max user weight 125 kg)	£117.00
MB 27	<input type="checkbox"/>	Elevating leg support, without automatic length adjustment, left (plus standard leg support, right) (max user weight 125 kg)	£117.00
MB 21	<input type="checkbox"/>	Transtibial residual limb support, right (plus standard leg support, left) (max. user weight 125 kg)	£117.00
MB 22	<input type="checkbox"/>	Transtibial residual limb support, left (plus standard leg support, right) (max. user weight 125 kg)	£117.00
MB 23	<input type="checkbox"/>	Transtibial residual limb supports (pair) (max. user weight 125 kg)	£233.00

Leg supports accessories			
MB 72	<input type="checkbox"/>	Heel strap for individual leg supports	£30.00

Other accessories			
MZ 51	<input type="checkbox"/>	Lap belt with metal buckle	£74.00
MZ 52	<input type="checkbox"/>	Tool kit	£59.00
MZ 53	<input type="checkbox"/>	Head support (max. user weight 125 kg)	£115.00
MZ 54	<input type="checkbox"/>	Clinical installation kit for head support (max. user weight 125 kg)	£114.00
MZ 55	<input type="checkbox"/>	Head support installation kit, multi-axis, offset (max. user weight 125 kg)	£99.00

Note: Please also use the order form for wheelchair accessories 647F661.

Spoke protector			
MG 90	<input type="checkbox"/>	Spoke protector, transparent	£139.00
MG 95	<input type="checkbox"/>	Spoke protector with decor	£223.00

Frame colours			
002	<input type="checkbox"/>	Anthracite metallic	Inclusive
003	<input type="checkbox"/>	Jet black RAL 9005	Inclusive
004	<input type="checkbox"/>	Ice blue	Inclusive
016	<input type="checkbox"/>	Silver metallic	Inclusive
020	<input type="checkbox"/>	Saturn blue metallic	Inclusive
023	<input type="checkbox"/>	Traffic white RAL 9016	Inclusive