

ottobock.

Wingus

Reliable and comfortable design



Quality for life

Functionality and comfort meet design.



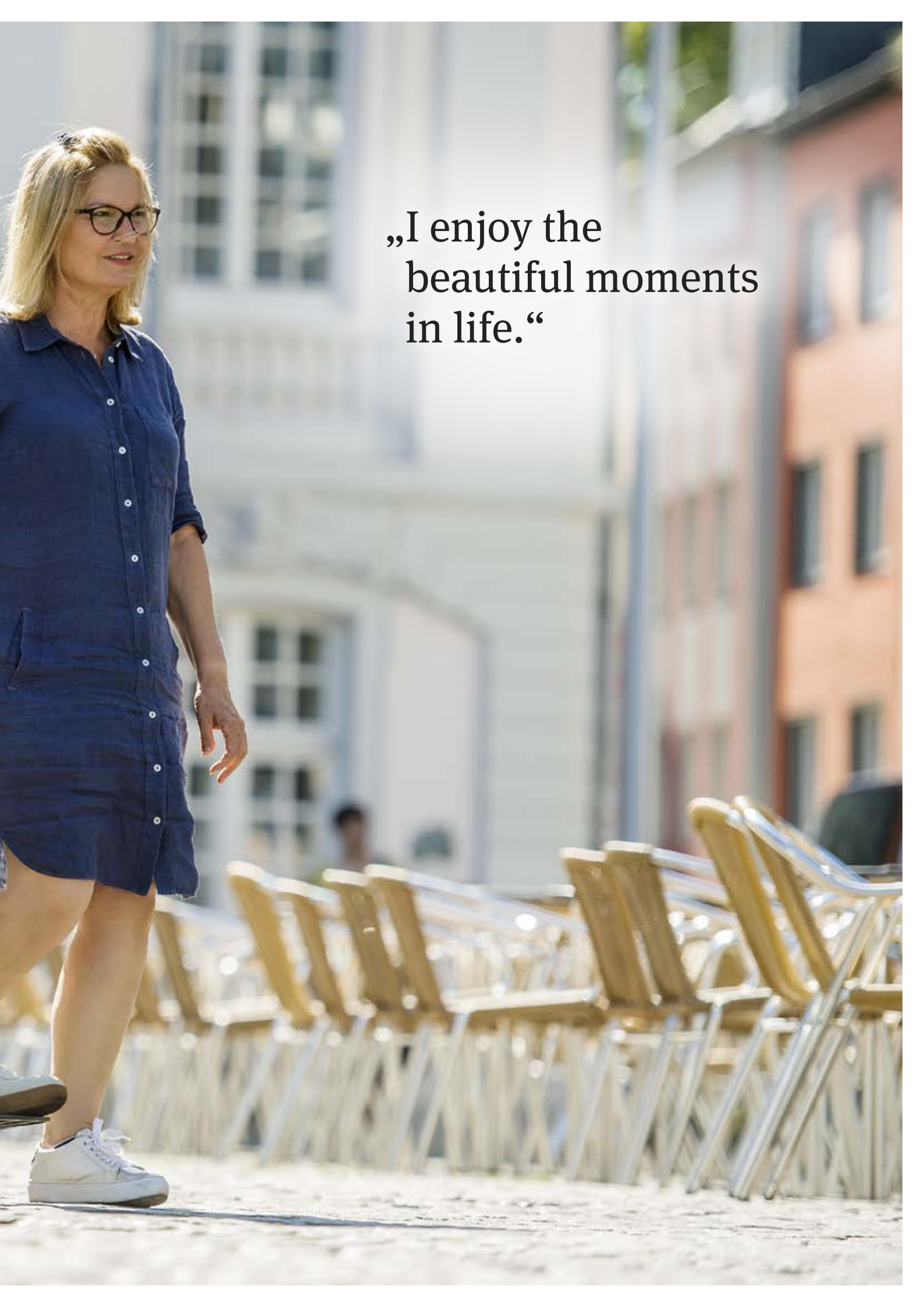
The Wingus is a real eye-catcher. Developed for both indoor and outdoor use, this power wheelchair with rear-wheel drive has an appealing, minimalist design. The innovative cantilever frame offers a high level of comfort, also when travelling over rough terrain.

Easy to use, easy in service and extremely comfortable, the Wingus is the ideal entry-level power wheelchair. And all with a minimalist design and in proven Ottobock quality.







A woman with blonde hair and glasses, wearing a dark blue button-down dress and white sneakers, is walking from left to right in a city street. In the foreground, there are several rows of empty outdoor cafe chairs with wooden seats and metal frames. The background shows a white building with many windows and a red brick building. The scene is brightly lit, suggesting a sunny day.

„I enjoy the
beautiful moments
in life.“

There are never enough hours in the day for Harald. He's on the go from morning to night. Each morning, he gets up and begins his day by refuelling with a really decent breakfast. Then he feeds the cats, who also need to be petted and stroked, of course.

Harald served as a career soldier and later survived leukaemia. Both have left indelible marks on his life. He isn't able to walk for long distances on foot anymore. So he's always glad to take a seat in his Wingus. Back pain, neck pain, a number of herniated discs and calcified shoulders place various constraints on him in everyday life.



“It’s easier to solve problems with a smile on your face.”



Harald

loves animals, technology and culture. If he’s not out visiting a museum with his wife, he’s sure to be fiddling around with an old computer. At such moments, he can lose all sense of time. It doesn’t matter if the technical problem to hand is big or small. So long as he can tinker in peace and locate the error in the system, he’s happy.

Harald is supported by his wife, Hannelore. They go shopping together, visit museums or enjoy a break in a café.

Harald also likes technical challenges. He enjoys taking things apart and repairing them – computers in particular. “Some people call me a nerd,” he laughs. “But that’s always in fun. Most people just call me Harald.”



Wingus Highlights



Back support angle

The back support angle can be adjusted to suit personal preferences (0°/10°/20°).



Adjustable seat depth

The seat depth can be adjusted easily to suit the individual requirements of the user.



Anti-tipper

The integrated anti-tipper also makes travelling with the Wingus safe.





Arm support

To move up closer to an object, such as a table, simply fold away the arm support.



A comfortable ride

Thanks to its innovative cantilever frame, the Wingus offers users an extremely comfortable ride.



Just 57 kg

The Wingus impresses with its lightness. With only a total weight of 57 kg, it is a real featherweight.



Art. no. 490E163=00000

Wingus

Reliable and comfortable design

The Wingus is a sit-and-drive power wheelchair with a rear wheel drive that is equally suited for indoor and outdoor use. This compact, manoeuvrable entry-level model features an innovative, inherently resilient frame construction for high driving comfort. The Wingus combines reliable functionality with an appealing, minimalist design: Reliability made in Germany.

Options

- Control panel holder can be swung away in parallel
- Electric lighting (compliant with German StVZO Highway Code Standards) or footpath lighting
- Storage bag underneath the seat
- Splash guard for drive wheels
- Gel batteries
- Positioning belts for the feet
- Crutch holder
- Cupholder
- Pocket for mobile phone
- Can be combined with high-quality seat cushions and head supports from the range of accessories
- Adapter for head support mounting kit

Technical data

Application class	B
Seat width	400–460 mm
Seat depth	380/400/420/440/460/480 mm
Front seat height	500 mm
Overall length	
With foot plate flipped up	893 mm
With foot plate flipped down	1,050 mm
Overall width	585 mm
Back support height	550 mm
Back support angle	0°/10°/20°
Lower leg length with 50 mm seat cushion (min./max.)	380–480 mm
Driving distance range	25 km
Max. obstacle negotiation capacity	50 mm
Nominal climbing ability	7° (12%)
Max. load	120 kg
Weight	57 kg



Can be combined with numerous high-quality seat cushions and head supports from the range of accessories. Further information is available from your specialist dealer or online at www.ottobock.com.



Swing away control panel holder



Splash guard for drive wheels



Gel batteries




Electric lighting according to German Motor Vehicle Safety Standards (StVZO)




Footpath lighting




Adapter for head support mounting kit




Storage bag underneath the seat




Seat cushion Evoflair




Crutch holder



Cupholder



Pocket for mobile phone



Positioning belts for the feet

Reliability meets design

The Wingus is impressive – and not just for its clear design. Thanks to its intelligent and compact design, it's also ideal for indoor use. It's easy to manoeuvre and turn in confined spaces. And there are numerous additional highlights which make the Wingus an exceptionally good choice.



High driving comfort

Thanks to the unique cantilever design of the frame, the Wingus doesn't just feature an impressive and innovative look but also offers users a very smooth and comfortable ride. Made to Ottobock's familiar high quality standards, the frame is also extremely robust – as proven by long-term tests.

Swing-away arm support

The Wingus includes various features which make it easier to drive close to objects. For example, the arm supports swing back which also simplifies side transfers. In addition, users have the option of swinging away the control panel holder in parallel to move up closer to tables.





Long-term tested motors and batteries

The batteries and motors of Wingus are long-term tested and are of superior quality. As a result, the Wingus is completely reliable in everyday use and when travelling for long distances.

Users can also choose between AGM or Gel batteries, with Gel batteries offering a particularly long lifetime that makes them ideal for frequent use.

Back support can be adjusted to three different angles


The Wingus' clear focus on functionality reveals itself once again in the back support. The angle of the back support adjusts easily to suit the user's personal preferences (0° / 10° / 20°).



Practical and sturdy bag

The optional bag under the seat offers additional storage space and can bear a load of up to 3 kg. Featuring a handy strap on the outside and integrated magnets in the flap, the bag is extremely user-friendly.



A hand holding a wicker basket in a park setting. The basket is filled with yellow flowers and is being held by a hand on the left side of the frame. The background is a blurred park with green trees and a grassy area with fallen leaves.

Inquire about the
Wingus at your specialist
dealer or medical
supply store.

┌ With compliments from: ┐

└ ┘