

Permobil

# Progeo Accessories



permobil

# Table of contents

Armrest	3
Hand rims	5
Tyres	7
Spoke guards	9
Brakes	11
Upholstery	13
Footplates	15
Side guards	18
Casters	20
Rear wheels	22
Backrest	24
Seat	26
Optionals	28

# Armrest

	JOKER	JOKER R2	JOKER ENERGY	DUKE	NOIR 2.0	EXELLE	EXELLE VARIO	TEKNA ADVANCE	TEKNA ADVANCE SWING AWAY	EGO	EGO CUSTOM	TEKNA TILT 2.0	EXELLE JUNIOR	JOKER JUNIOR	TEKNA TILT JUNIOR 2.0
Removable armrests, height adjustable		●		●		●	●	●	●	●	●		●	●	●
Tubular removable, height adjustable, swing away, removable, with steel support	●	●	●			●	●	●	●	●	●		●		
Tubular removable, height adjustable, swing away, removable, with standard support				●	●	●	●						●	●	
Desk Progeo, height adjustable and removable						●	●	●	●	●	●		●		●

# Armrest



Removable armrests  
height adjustable



Tubular armrests height  
adjustable, swing away,  
removable, with steel  
support and safety  
locking system



Tubular armrests  
height adjustable, swing  
away, removable, with  
standard support



Progeo Desk armrests  
height adjustable and  
removable

# Hand rims

	JOKER	JOKER R2	JOKER ENERGY	DUKE	NOIR 2.0	EXELLE	EXELLE VARIO	TEKNA ADVANCE	TEKNA ADVANCE SWING AWAY	EGO	EGO CUSTOM	TEKNA TILT 2.0	EXELLE JUNIOR	JOKER JUNIOR	TEKNA TILT JUNIOR 2.0
Aluminium hand rim 22"-24"-25"-26"	●	●	●	●	●	●	●	●	●	●	●	●	●	●	●
Black aluminium hand rim soft touch 24"-25"	●	●	●	●	●	●	●	●	●	●	●	●	●	●	●
Chromed steel hand rim 24"-25"	●	●	●	●	●	●	●	●	●	●	●	●	●	●	●
Ergo Para hand rim 24"	●	●	●	●	●	●	●	●	●	●	●	●	●	●	●
Max Grepp hand rim 24"-25"	●	●	●	●	●	●	●	●	●	●	●	●	●	●	●
Quad hand rim 24"	●	●	●	●	●	●	●	●	●	●	●	●	●	●	●
Silicon hand rim cover 22"-24"-25"-26"	●	●	●	●	●	●	●	●	●	●	●	●	●	●	●
Surge LT hand rim 25"	●	●	●	●	●	●	●	●	●	●	●	●	●	●	●
Titanium hand rim 24"-25"	●	●	●	●	●	●	●	●	●	●	●	●	●	●	●
Ultra Grepp hand rim 24"-25"	●	●	●	●	●	●	●	●	●	●	●	●	●	●	●
Top Friction 24"	●	●	●	●	●	●	●	●	●	●	●	●	●	●	●
Nova H 24"	●	●	●	●	●	●	●	●	●	●	●	●	●	●	●
Nova D 24"	●	●	●	●	●	●	●	●	●	●	●	●	●	●	●

# Hand rims



Aluminium hand rim  
22"-24"-25"-26"



Black aluminium hand  
rim soft touch 24"-25"



Chromed steel hand rim  
24"-25"



Ergo Para hand rim 24"



Max Grepp hand rim  
24"-25"



Quad hand rim 24"



Silicon hand rim cover  
22"-24"-25"-26"



Surge LT hand rim  
25"



Titanium hand rim  
24"-25"



Ultra Grepp hand rim  
24"-25"



Top Friction 24", alu-  
minium hand rim with  
high grip rubber tape,  
oval section



Nova H 24", aluminium  
hand rim, shield-shaped  
section



Nova D 24", high grip  
rubber coated alumin-  
ium hand rim, shield-  
shaped section

# Tyres

	JOKER	JOKER R2	JOKER ENERGY	DUKE	NOIR 2.0	EXELLE	EXELLE VARIO	TEKNA ADVANCE	TEKNA ADVANCE SWING AWAY	EGO	EGO CUSTOM	TEKNA TILT 2.0	EXELLE JUNIOR	JOKER JUNIOR	TEKNA TILT JUNIOR 2.0
High pressure profile 22"-24"-26"	●	●	●	●	●	●	●	●	●	●	●	●	●	●	●
High pressure tyre 22"	●	●	●	●	●	●	●	●	●	●	●	●	●	●	●
High pressure tyre 24"	●	●	●	●	●	●	●	●	●	●	●	●	●	●	●
High pressure tyre 25"-26"	●	●	●	●	●	●	●	●	●	●	●				
Marathon Plus Tyre 24"	●	●	●	●	●	●	●	●	●	●	●	●	●	●	●
Solid tyre 24"	●	●	●	●	●	●	●	●	●	●	●	●	●	●	●

# Tyres



High pressure profile  
22"-24"-26"



High pressure tyre 22"



High pressure tyre 24"



High pressure tyre  
25"-26"



Marathon Plus Tyre 24"



Solid tyre 24"



# Spoke guards

	JOKER	JOKER R2	JOKER ENERGY	DUKE	NOIR 2.0	EXELLE	EXELLE VARIO	TEKNA ADVANCE	TEKNA ADVANCE SWING AWAY	EGO	EGO CUSTOM	TEKNA TILT 2.0	EXELLE JUNIOR	JOKER JUNIOR	TEKNA TILT JUNIOR 2.0
Spoke guards Black	●	●	●	●		●	●	●	●	●	●	●	●	●	●
Spoke guards Colour	●	●	●	●		●	●	●	●	●	●	●	●	●	●
Spoke guards Dragon	●	●	●	●		●	●	●	●	●	●	●	●	●	●
Spoke guards Transparent	●	●	●	●		●	●	●	●	●	●	●	●	●	●

# Spoke guards



Spoke guards Black



Spoke guards Colour



Spoke guards Dragon



Spoke guards Transparent

# Brakes

	JOKER	JOKER R2	JOKER ENERGY	DUKE	NOIR 2.0	EXELLE	EXELLE VARIO	TEKNA ADVANCE	TEKNA ADVANCE SWING AWAY	EGO	EGO CUSTOM	TEKNA TILT 2.0	EXELLE JUNIOR	JOKER JUNIOR	TEKNA TILT JUNIOR 2.0
Bent lever push-to-lock brake	●	●	●	●	●	●	●	●	●	●	●	●	●	●	●
Drum brake for attendant						●	●	●	●			●	●		●
Push-to-lock or pull-to-lock brake with extended folding lever	●	●	●	●	●	●	●	●	●	●	●	●	●	●	●
Sport brake under seat	●	●	●	●	●	●	●	●	●	●	●		●		
Straight lever push-to-lock or pull-to-lock brake	●	●	●	●	●	●	●	●	●	●	●	●	●	●	●

# Brakes



Bent lever push-to-lock  
brake



Drum brake for  
attendant



Push-to-lock or  
pull-to-lock brake with  
extended folding lever



Sport brake under  
the seat



Straight lever push-to-  
lock or pull-to-lock  
brake

# Upholstery

Breathable padded upholstery with adjustable straps

●	JOKER
●	JOKER R2
●	JOKER ENERGY
●	DUKE
●	NOIR 2.0
●	EXELLE
●	EXELLE VARIO
●	TEKNA ADVANCE
●	TEKNA ADVANCE SWING AWAY
●	EGO
●	EGO CUSTOM
●	TEKNA TILT 2.0
●	EXELLE JUNIOR
●	JOKER JUNIOR
●	TEKNA TILT JUNIOR 2.0

# Upholstery



Breathable padded upholstery with adjustable straps



Breathable padded upholstery with adjustable straps



Breathable padded upholstery with adjustable straps

# Footplates

	JOKER	JOKER R2	JOKER ENERGY	DUKE	NOIR 2.0	EXELLE	EXELLE VARIO	TEKNA ADVANCE	TEKNA ADVANCE SWING AWAY	EGO	EGO CUSTOM	TEKNA TILT 2.0	EXELLE JUNIOR	JOKER JUNIOR	TEKNA TILT JUNIOR 2.0
Aluminium footplate height and depth adjustable		●		●											
Aluminium U-Tube footplate height and depth adjustable		●		●											
Carbon footplate height and depth adjustable		●		●											
Compact aluminium footplate with automatic closure						●		●		●	●				
Double footplate	●					●	●	●	●	●		●	●		●
Elevating leg-rest							●					●			●
Fixed one-piece carbon footplate	●		●												
Integrated carbon footplate					●										
Joining system with band								●		●					
One-piece aluminium footplate height and angle adjustable	●														
One-piece aluminium footplate with curved tubes height and angle adjustable	●		●		●										
One-piece carbon footplate height and angle adjustable	●		●												
One-piece flip-back aluminium footplate angle and depth adjustable		●		●										●	
One-piece flip-up aluminium footplate	●					●	●	●	●	●		●	●		●
One-piece flip-up carbon footplate	●					●	●	●	●	●					
One-piece flip-up plastic footplate						●	●	●	●	●					
One-piece plastic footplate with automatic closure						●		●							
Aluminium footplate		●		●											
Aluminium footplate with plastic plate		●		●											
Welded aluminium footplate			●												
Welded aluminium footplate with carbon plate			●												
Welded aluminium footplate with plastic plate			●												

# Footplates



Aluminium footplate height and depth adjustable



Aluminium U-Tube footplate height and depth adjustable



Carbon footplate height and depth adjustable



Compact aluminium footplate with automatic closure



Double footplate



Double footplate



Elevating leg-rest



Fixed one-piece carbon footplate



Integrated carbon footplate



Joining system with band




One-piece aluminium footplate height and angle adjustable



One-piece aluminium footplate with curved tubes height and angle adjustable



One-piece carbon footplate height and angle adjustable



One-piece Flip-back aluminium footplate angle and depth adjustable



One-piece Flip-back aluminium footplate angle and depth adjustable



One-piece flip-up aluminium footplate



# Footplates



One-piece flip-up aluminium footplate



One-piece flip-up aluminium footplate



One-piece flip-up carbon footplate



One-piece flip-up plastic footplate



One-piece plastic footplate with automatic closure



Aluminium footplate



Aluminium footplate with plastic plate



Welded aluminium footplate



Welded aluminium footplate with carbon plate



Welded aluminium footplate with plastic plate

# Side guards

	JOKER	JOKER R2	JOKER ENERGY	DUKE	NOIR 2.0	EXELLE	EXELLE VARIO	TEKNA ADVANCE	TEKNA ADVANCE SWING AWAY	EGO	EGO CUSTOM	TEKNA TILT 2.0	EXELLE JUNIOR	JOKER JUNIOR	TEKNA TILT JUNIOR 2.0
Carbon mudguard	●	●	●	●	●	●	●	●	●	●	●		●		
Carbon straight side guard	●	●	●	●	●	●	●	●	●	●	●		●		
Full Carbon plate mudguard version	●	●													
Full Carbon plate straight version	●	●													
Plastic mudguard	●	●	●			●	●	●	●				●		
Plastic straight side guard	●	●	●			●	●	●	●				●		
Removable side guard, mudguard or straight, plastic or carbon	●	●		●		●	●	●	●	●	●		●	●	

# Side guards



Carbon mudguard



Carbon straight side guard



Full Carbon plate mud-guard version



Full Carbon plate straight version



Plastic mudguard



Plastic straight side guard



Removable side guard, mudguard or straight, plastic or carbon

# Casters

	JOKER	JOKER R2	JOKER ENERGY	DUKE	NOIR 2.0	EXELLE	EXELLE VARIO	TEKNA ADVANCE	TEKNA ADVANCE SWING AWAY	EGO	EGO CUSTOM	TEKNA TILT 2.0	EXELLE JUNIOR	JOKER JUNIOR	TEKNA TILT JUNIOR 2.0
3" Active Sport caster (80x34)	●	●	●	●	●	●	●	●	●	●	●		●	●	
3" Sport caster (80x24)	●	●	●	●	●	●	●	●	●	●	●		●	●	
4" Active Soft caster (100x34)	●	●	●	●	●	●	●	●	●	●	●		●	●	
4" Active Sport caster (100x21)	●	●	●	●	●	●	●	●	●	●	●		●	●	
4" Soft caster (100x32)	●	●	●	●	●	●	●	●	●	●	●		●	●	
5" Active Soft caster (125x34)	●	●	●	●	●	●	●	●	●	●	●		●	●	
5" Soft caster (125x27)	●	●	●	●	●	●	●	●	●	●	●		●	●	
5" Pneumatic caster (125x27)	●	●	●	●	●	●	●	●	●	●	●		●	●	
6" Pneumatic caster (150x32)	●					●	●	●	●	●		●	●		●
6" Soft caster (150x32)	●					●	●	●	●	●		●	●		●
7" Soft caster (175x40)						●	●					●			●

# Casters



3" Active Sport caster  
(80x34)



3" Sport caster  
(80x24)




4" Active Soft caster  
(100x34)



4" Active Sport caster  
(100x21)




4" Soft caster  
(100x32)



5" Active Soft caster  
(125x34)



5" Soft caster  
(125x27)



5" Pneumatic caster  
(125x27)



6" Pneumatic caster  
(150x32)



6" Soft caster  
(150x32)



7" Soft caster  
(175x40)


# Rear wheels

	JOKER	JOKER R2	JOKER ENERGY	DUKE	NOIR 2.0	EXELLE	EXELLE VARIO	TEKNA ADVANCE	TEKNA ADVANCE SWING AWAY	EGO	EGO CUSTOM	TEKNA TILT 2.0	EXELLE JUNIOR	JOKER JUNIOR	TEKNA TILT JUNIOR 2.0
12" (300 mm) pneumatic rear wheel												●			●
12" (300 mm) pneumatic rear wheel with drum brake												●			●
12" (300 mm) solid rear wheel												●			●
12" (300 mm) solid rear wheel with drum brake												●			●
16" (400 mm) pneumatic rear wheel												●			●
16" (400 mm) pneumatic rear wheel with drum brake												●			●
Fat Wheel 24"x3"	●	●	●	●	●	●	●	●	●	●	●		●	●	
Off-road rear wheel 24"	●	●	●	●	●	●	●	●	●	●	●	●	●	●	●
One arm drive wheel 24"						●	●	●	●			●	●		●
Progeo Key Sport wheel 24"	●	●	●	●	●	●	●	●	●	●	●	●	●	●	●
Rear wheel with drum brake 22"-24"						●	●	●	●			●	●	●	●
Spinergy Flex rim wheel with integrated hand rim 24"	●	●	●	●	●	●	●	●	●	●	●	●	●	●	●
Spinergy LX wheel 24"-25"-26"	●	●	●	●	●	●	●	●	●	●	●	●	●	●	●
Spinergy LXL black spokes wheel 24"	●	●	●	●	●	●	●	●	●	●	●	●	●	●	●
Spinergy LXL white spokes wheel 24"-25"	●	●	●	●	●	●	●	●	●	●	●	●	●	●	●
Standard Progeo wheel 22"-24"-26"	●	●	●	●	●	●	●	●	●	●	●	●	●	●	●

# Rear wheels




12" (300 mm) pneumatic rear wheel



12" (300 mm) pneumatic rear wheel with drum brake




12" (300 mm) solid rear wheel



12" (300 mm) solid rear wheel with drum brake



16" (400 mm) pneumatic rear wheel



16" (400 mm) pneumatic rear wheel with drum brake



Fat Wheel 24"x3"



Off-road rear wheel 24"



One arm drive wheel 24"



Progeo Key Sport wheel 24"



Rear wheel with drum brake 22"-24"



Spinergy Flex rim wheel with integrated hand rim 24"



Spinergy LX wheel 24"-25"-26"



Spinergy LXL black spokes wheel 24"



Spinergy LXL white spokes wheel 24"-25"



Standard Progeo wheel 22"-24"-26"

# Backrest

	JOKER	JOKER R2	JOKER ENERGY	DUKE	NOIR 2.0	EXELLE	EXELLE VARIO	TEKNA ADVANCE	TEKNA ADVANCE SWING AWAY	EGO	EGO CUSTOM	TEKNA TILT 2.0	EXELLE JUNIOR	JOKER JUNIOR	TEKNA TILT JUNIOR 2.0
Aluminium rigid backrest	●	●	●	●										●	
Carbon rigid backrest	●	●	●	●	●										
Carbon rigid backrest essence	●	●	●	●	●										
Titanium rigid backrest	●	●	●	●	●										



# Backrest



Aluminium rigid backrest



Carbon rigid backrest



Carbon rigid backrest essence



Titanium rigid backrest

# Seat

	JOKER	JOKER R2	JOKER ENERGY	DUKE	NOIR 2.0	EXELLE	EXELLE VARIO	TEKNA ADVANCE	TEKNA ADVANCE SWING AWAY	EGO	EGO CUSTOM	TEKNA TILT 2.0	EXELLE JUNIOR	JOKER JUNIOR	TEKNA TILT JUNIOR 2.0
Carbon rigid seat	●	●	●	●	●										
Seat canvas with pocket	●	●	●	●	●	●	●	●	●	●	●	●	●	●	●
Seat with adjustable straps	●	●	●	●	●										

# Seat



Carbon rigid seat



Seat canvas with pocket



Seat with adjustable straps

# Optionals

	JOKER	JOKER R2	JOKER ENERGY	DUKE	NOIR 2.0	EXELLE	EXELLE VARIO	TEKNA ADVANCE	TEKNA ADVANCE SWING AWAY	EGO	EGO CUSTOM	TEKNA TILT 2.0	EXELLE JUNIOR	JOKER JUNIOR	TEKNA TILT JUNIOR 2.0
Anti-tip wheel swing away and removable	●	●	●	●	●	●	●	●	●	●	●	●	●	●	●
Crutches support removable			●			●	●	●	●	●	●	●	●		●
Extended rear wheel plate and additional wheel receiver for handbike use						●	●						●		
Extended rear wheel plate										●					
Folding push handles	●	●	●	●	●	●	●	●	●	●	●		●	●	
Frame protection pad	●	●	●	●	●	●	●	●	●	●	●			●	
Harness		●				●	●	●	●	●	●	●	●	●	●
Lumbar support	●	●	●	●	●	●	●	●	●	●	●	●	●	●	●
One arm drive system with double hand rim						●	●	●	●				●		
Pelvic belt	●	●	●	●		●	●	●	●	●	●	●	●	●	●
Progeo bag removable	●	●	●	●	●	●	●	●	●	●	●	●	●	●	●
Push handle for attendant, height adjustable and removable	●	●	●	●		●	●	●	●	●	●	●		●	
Push handlebar for attendant, height adjustable and removable														●	
Push handlebar for attendant, height and angle adjustable and removable												●			●
Quick release fork						●	●	●	●	●					
Removable table with two-sided insertion						●	●					●	●		●
Superhead folding head-rest						●	●								
Swing away thorax support	●	●	●	●		●	●	●	●	●	●		●	●	
Tetraclip quick release axle for quadriplegic	●	●	●	●	●	●	●	●	●	●	●		●	●	
Tippling aid removable		●	●	●		●	●	●	●	●	●	●	●		●
ULM system, for hemiplegic							●								
Wheels for narrow passages removable	●	●	●	●	●	●	●	●	●	●	●	●	●		●

# Optionals



Anti-tip wheel swing away and removable



Crutches support removable



Extended rear wheel plate and additional wheel receiver for handbike use



Extended rear wheel plate



Folding push handles



Frame protection pad



Harness



Lumbar support



One arm drive system with double hand rim



Pelvic belt



Progeo bag removable



Push handle for attendant, height adjustable and removable



Push handlebar for attendant, height adjustable and removable



Push handlebar for attendant, height and angle adjustable and removable



Quick release fork



Removable table with two-sided insertion

# Optionals



Superhead folding headrest



Swing away thorax support



Tetraclip quick release axle for quadriplegic



Tipping aid removable



ULM system, for hemiplegic, the wheelchair's directionality is controlled by the footplate that is connected to the fork's axle



Wheels for narrow passages removable





Permobil

# Progeo Accessories