

PUMA 40

(S-Line)



Valid from	28/09/2021	Version	1
Dealer	Date		
Reference No.			
Delivery address	Quantity		
	UNIT-ID 0322		



The picture shown may deviate from the standard configuration

Basic configuration exclusive VAT £10,900

- Sedeo Pro frame
- Spinel red baseframe colour
- Aluminium silver accent colour
- 10" castors and 14" drive wheels, air
- Black tyres
- 44 cm seat height (excl. cushion)
- Front wheel drive
- 12.5 kph maximum speed
- 136 kg maximum user weight
- Gyro tracking system
- FTSS suspension
- LED lights and indicators
- DX REM420 controller, on right
- Swingaway controller bracket
- 46 cm width support cushion, comfort cover with red stitching
- 46 cm width active backrest, comfort cover with red stitching
- Folding backrest, tool operated
- Central legrest with calf support
- Flip up armrests, 40 cm padded
- PU side supports
- PU headrest
- Lap strap
- Mirror on joystick side
- Mudguards
- 60 Ah batteries, with 8 Ah charger

The standard configuration below is indicated with 'basic'. If an alternative option is required please mark clearly by ticking the associated box.

THE CODES WHICH ARE MENTIONED BEHIND THE OPTIONS, ARE NOT ARTICLE NUMBERS. ALWAYS USE THESE CODES IN COMBINATION WITH THE PRICE LIST-ID NUMBER MENTIONED ABOVE.

BASE FRAME






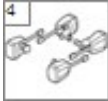
<input type="checkbox"/>	1
<input type="checkbox"/>	
<input type="checkbox"/>	
<input type="checkbox"/>	
<input type="checkbox"/>	
<input type="checkbox"/>	

	option ID	Excl
SEDEO PRO SEAT FRAME		
Sedeo Pro seat frame	Y01117	Basic
Anthracite grey metallic chassis colour	Y01299	0
Platinum white metallic chassis colour	Y01300	0
Base frame colour spinel red	Y01571	Basic
10" outdoor/indoor castor wheels	Y01285	Basic
14" outdoor/indoor drive wheels	Y01287	Basic
Aluminium/Aluminium rim	Y01289	Basic




	Black tyres	Y01376	Basic
	SEAT HEIGHT EXCL. STANDARD CUSHION USER WEIGHT INCL.		
	41.5 cm / 16.3", seat angle 0° (not i.c.w. SD 54 or 58 cm)	Y01322	0
	44 cm / 17.3", seat angle 0°	Y01323	Basic
	46.5 cm / 18.3", seat angle 0°	Y01324	0
	49 cm / 19.3", seat angle 0°	Y01325	0
	51.5 cm / 20.3", seat angle 0°	Y01326	0
2	Front wheel drive	Y00105	Basic
3	Rear wheel drive	Y00106	0
	Speed 12.5 km/h < 136 kg (i.c.w. FWD only with Gyro tracking control system)	Y01537	Basic
	Gyro tracking control system	Y01496-A	Basic
	Puma 40 motor	Y01297	Basic
	Castor wheels air	Y00097	Basic
	Drive wheels air	Y00107	Basic
	Full Track Suspension System (FTSS)	Y01303	Basic

ADJUSTMENTS & LIGHTING





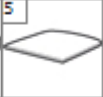

		option ID	Excl
	1	Electrically reclining backrest	Y01128 £612
	2	Electrical tilt adjustment 0 - 45°	Y01305 £1,043
	3	Electrical high/low adjustment 30 cm / 12"	Y00391 £1,187
	4	LED lights and indicators (i.c.w. removable armrests, lights will be mounted on the seat frame; i.c.w. SW 54 cm lights may shine to the legrest holder)	Y01129 Basic



CONTROLLERS

		option ID	Excl
	PGDT CONTROLLERS		
	3	R-net entry level, right	Y01317 Basic
	3	R-net entry level, left	Y01318 0
	4	R-net with LCD display, right	Y00261 £86
	4	R-net with LCD display, left	Y00260 £86
	6	Direct access on joystick side (only i.c.w. R-net with LCD display)	Y01588 £288
	6	Direct access not joystick side (only i.c.w. R-net with LCD display)	Y01589 £288
	7	Swing away controller bracket	Y01131-A Basic

SEAT CUSHIONS

		option ID	Excl
	COMFORT SEAT CUSHION WIDTH (SW) X DEPTH (SD)		
		420 x 500 mm (SW 400 - 420 mm, SD 440 - 520 mm)	Y01139 0
		420 x 560 mm (SW 400 - 420 mm, SD 500 - 590 mm)	Y02644 0
		460 x 500 mm (SW 420 - 460 mm, SD 440 - 520 mm)	Y01142 0
		460 x 560 mm (SW 420 - 460 mm, SD 500 - 590 mm)	Y02645 Basic
		500 x 500 mm (SW 460 - 500 mm, SD 440 - 520 mm)	Y01145 0
		500 x 560 mm (SW 460 - 500 mm, SD 500 - 590 mm)	Y02646 0
		540 x 500 mm (SW 500 - 540 mm, SD 440 - 520 mm)	Y01148 0
		540 x 560 mm (SW 500 - 540 mm, SD 500 - 590 mm)	Y02647 0



		option ID	Excl
	CHOOSE ALSO SEAT CUSHION COVER		
	1	Profiled seat, 70 mm thick	Y01152 0
	2	Support seat, 100 mm thick	Y01154-A Basic
	3	Stabilizer seat, 90 mm thick	Y01156 £29
	8	Pan seat with front (50 mm) and depth adjustable rear lip (only i.c.w. incontinence cover)	Y01159 0
	9	Board seat with rear pan (only i.c.w. incontinence cover)	Y01160 0
	6	Removable incontinence cover	Y01164 0
	7	Removable comfort cover	Y01165-A 0
	7	Comfort cover, red stitching (only i.c.w. support seat and base frame colour spinel red)	Y01573 Basic

