



Q300 M Mini Kids

The ultra-slim powerchair
you won't grow out of.



THE NARROWEST CHAIR FOR KIDS ON THE GO (AND ON THE GROW).

It's a fact of life. Kids grow. Fast. Faster than their clothes and faster than their powerchair. That's why we created the Q300 M MINI KIDS - a powerchair to keep up with growing kids!

With an adjustable seating system that grows by length and width, getting older no longer means a big adjustment to a new chair. Instead, the Q300 Mini Kids will fit your child at 10 just as it did at 6!

Of course it wouldn't be mini without a ridiculously narrow, super-manouverable 520 mm base to navigate tight situations. From school, cinema to going to the park with friends, it's packed with all the big outdoor performance needed (with none of the size).

Plus, C-Me allows your child to drive with the seat elevated at walking speed, so they can keep up with their friends too!



Scan the QR code with your phone's camera to see the full video of the Q300 M Mini Kids.



The Q300 M
squeezing be
doorways is



Mini Kids is so narrow,
between school desks or tight
a breeze!



520

**MM
WIDTH**



TRUE MID-WHEEL-DRIVE TECHNOLOGY

The Q300 M MINI Kids can provide the tightest turning circle with increased traction and stability thanks to its mid-wheel drive technology.



1120 mm
COMPACT TURNING CIRCLE

COMPACT SPACE? HELLO MID-WHEEL DRIVE BASE!

From cluttered classrooms to hectic hallways, the Q300 M MINI Kids is so ridiculously compact and manoeuvrable, it'll easily fit into daily life (not the other way around).





1120 mm

BASE LENGTH

Ultra-short in length, the Q300 M Mini Kids conveniently fits in-and-out of the smallest lifts and tight spaces with ease. It's also light enough (from 130 kg) to be compatible with most floor lifts too.

410 mm

SEAT-TO-FLOOR HEIGHT

A real low-rider, the Q300 M Mini Kids effortlessly fits under those classroom tables with a low seat-to-floor height starting from 410 mm (with fixed tilt) and 430 mm (with powered lift/tilt).



CAPSULATED JOYSTICK

Joystick not in the right position? This (optional) mounting option has 3 locking positions - including outwards (for getting closer to tables), inwards (if you have limited hand mobility) and the standard driving position.



GET CLOSER WITH THE CENTRE MOUNT LEGREST

Swap traditional legrests at the front of the powerchair with the (optional) centre-mount, so your child can get closer to objects, under tables, as well as getting the tightest turning circle too!

BIG POWERCHAIR PERFORMANCE (MINUS THE BIG)

Now this is one compact powerchair with **BIG** outdoor performance. Narrow and nimble in a crowded city, and packing a ton of outdoor features, it's streets ahead of the competition.

70 mm

KERB CLIMBING

No drop-kerb in sight? The Q300 M MINI Kids can climb kerbs of up to 70 mm, so there's no need to take the long-way around.



36 km

RANGE

Powered by 56 Ah batteries, you'll get everywhere you want to go without having to rush back with a range of up to 36km (22 miles).

ANTI-PITCH TECHNOLOGY

Traditionally when a powerchair comes to a halt on a slope, the stopping motion will jolt your child forwards. We've solved that problem with Anti-Pitch technology, so they're kept safe and stable in their seat.

GET TO GRIPS WITH GREATER TRACTION

Get the best traction, stability and obstacle tackling with outdoor 14" drive wheels. They'll also keep the chair slim at just 570mm.



ALL-WHEEL INDEPENDENT SUSPENSION

With our PATENTED all-wheel independent suspension, all six wheels remain on the ground whilst climbing and transitioning obstacles. As any shocks or bumps are absorbed by the wheel's suspension, your child provided a soft and smooth ride.

PUSH PERFORMANCE WITH 4-POLE MOTORS

These motors provide a punchier response to driving commands and also a greater ability to tackle troublesome terrain. Longer-lasting, highly efficient with improved performance, our motor technology can't be easily duplicated anywhere else.



SEATING THAT GROWS WITH YOU.

Growing up doesn't mean growing out of a powerchair. We've designed the Q300 M MINI Kids seat so you never have to fear those growth spurts. Adjustable by width (280-400 mm) and depth (260-400 mm), it's ideal for those requiring a narrow seat width, but greater adjustments to depth over time.



UNIVERSAL HEADREST

Compatible with **SEDEO** and **WHITMYER** headrests, this headrest mount will help to address a range of head-support needs (from basic to multiple-point control).





Z-FINITY FOOTRESTS

Adjustable between **180 mm** above the seat pan to **480 mm** below, these footrests provide support for growing teens. Its pivot arm allows for infinite adjustment of the footrest angle and placement (for ideal positioning of the feet, ankles and knees).



SEDEO LITE DEEP CONTOUR BACKREST

Deeply-contoured for comfort, the deep laterals are also integrated inside the backrest, so not only will they provide constant trunk stability, they also won't move or slip over time either.


DO YOU HAVE SPECIFIC CLINICAL SEATING REQUIREMENTS?

The Q300 M MINI Kids seat is also compatible with the J3 Back. Suitable for moderate-to-high positioning, the J3 Back offers the widest range of sizes, shapes and options to precisely fit and tailor the seat to your child.



POWER-UP YOUR POWERCHAIR!


The **Q300 M MINI Kids** doesn't just have BIG chair performance, it's also loaded with BIG features to meet clinical and lifestyle needs.





R-NET ADVANCED JOYSTICK

Ramp up the on-board technology with this (optional) large, easy-to-read HD display and simple to control paddle switches. Take control with integrated Bluetooth and i-device functionality and control the TV, phone and other devices all from the Q300 M Mini Kids.



TILT-IN-SPACE

Adjust your child's seated position throughout the day with 50° of powered tilt. Helping with pressure relief by redistributing your weight from the cushion to the backrest, your child will maintain a comfortable seated position with reduced muscular effort.

POWERED ELEVATING & ARTICULATING LEGRESTS

By raising and lowering the legs, these legrests help to reduce swelling and improve circulation. By adjusting in length, the seated position is kept constant, preventing unwanted pelvic movement.

POWERED LIFT & TILT

Reach new heights with 300 mm of seat lift and get to everyday objects that would otherwise be out of grasp. Your child can transfer easier thanks to being in a higher position to stand from. Plus, with 30° of tilt, you can sit back and enjoy greater relaxation and pressure distribution too.



ELEVATE AND *DRIVE WITH C-ME*

With C-Me, your child can raise up to 300 mm and drive up to 4.8 kph all at the same time! Now your child can keep up with their friends at their pace and be at eye-level all with a touch of a button (with no need to stop).



RAISING COMFORT WHEN DRIVING ELEVATED

Unlike other powerchairs, our suspension doesn't lock-out when using C-Me, for the same smooth and comfortable ride over uneven terrain, even when elevated! Plus, anti-pitch technology helps keep safety and stability on inclines too.





STOP SWITCH FOR ADDED SAFETY

There's safety in stopping. Our added remote stop switch allows an attendant to stop a powered wheelchair via an RF remote from up to 30 meters away. Operating distance dependent on the environment.



ELEVATE WHILST DRIVING WITH ASSIGNABLE BUTTONS

Fed up of complex joystick movements or having to stop to use your seat lift? With our patented assignable buttons, you can change any button (or assign a second, long-press function) to activate C-ME (even when driving).

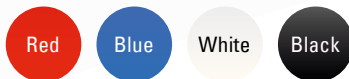


BRIGHT YOUNG THING.

Available with 12 fresh shroud designs! Co-ordinate or contrast them with 7 accent colours for the wheel and castors to get the perfect mix.



SHROUD:



ACCENT:



Want something unique? Built-4-Me can help you create a truly bespoke **Q300 M MINI Kids** that's really out of this world!



ONE-OF-A-KIND UPHOLSTERY COLOURS

Now this is upholstery that's really cut from a different type of cloth! Our Built-4-Me team can personalise the seat with a variety of unique upholstery colours and really turn heads!



PERSONALISED SHROUD DESIGNS

Almost any type of design can be printed and foil-wrapped to the shroud by our Built-4-Me team.

TECHNICAL DATA

Seat width	280 - 400 mm (11 - 16")
Seat depth	260 - 400 mm (10 - 16")
Seat height	410 - 470 mm (16 - 18")
Back height	380 - 485 mm (15 - 20")
Lower leg length	180 - 510 mm (7 - 20")
Powered tilt	0 - 50° / 0 - 30° / -5 - 25°
Total width	From 520 mm
Total length (with centre-mount)	1060 mm
Turning circle	1120 mm
Maximum safe slope	6°
Maximum kerb climbing	50 mm (with 12" drive wheels) 70 mm (with 14" drive wheels)
Maximum range (ISO 7176-4)	Up to 25 km (with 41 Ah batteries) Up to 36 km (with 56 Ah batteries)
Product weight (with batteries)	From 103 kg
Maximum user weight	75 kg
Drive wheels	12" / 14"
Maximum speed	6 kph / 8 kph / 10 kph
Battery size	41 Ah / 50Ah / 56 Ah
Electronics	VR2, R-NET
Crash tested	Yes - approved for forward facing transport in a vehicle (ISO 7176-19). Attachment: 4 chair fixing points with 2 double straps rear and 2 single straps front. No anchored belt restraints allowed. The ease of access and manoeuvrability in vehicles depends on the wheelchair size.
Transport without user	Fix the wheelchair safe in the vehicle (e.g. car or plane).
Intended use and environment	For people with limited mobility, indoor and outdoor use. Wheelchair type class B



Scan the QR code with your phone's camera to see the full video of the Q300 M Mini Kids.

Now that you've read all about the QUICKIE Q300 M Mini Kids, why not arrange a free demonstration and experience it for yourself?

Sunrise Medical cares about your safety. Please read your owner's manual for safe operating instructions and maintenance guidelines.

In line with our policy of continual product improvement, Sunrise Medical reserves the right to make changes at any time, and without notice. For the latest information, please visit www.sunrisemedical.co.uk
If you are visually impaired, this document can be viewed in PDF format at www.sunrisemedical.co.uk



Sunrise Medical Limited
Thorns Road, Brierley Hill, West Midlands, DY5 2LD
Tel.: +44 (0) 845 605 66 88
Fax: +44 (0) 845 605 66 89
E-Mail: enquires@sunmed.co.uk
www.sunrisemedical.co.uk

