

Q700 M/F/R

with SEDEO ERGO

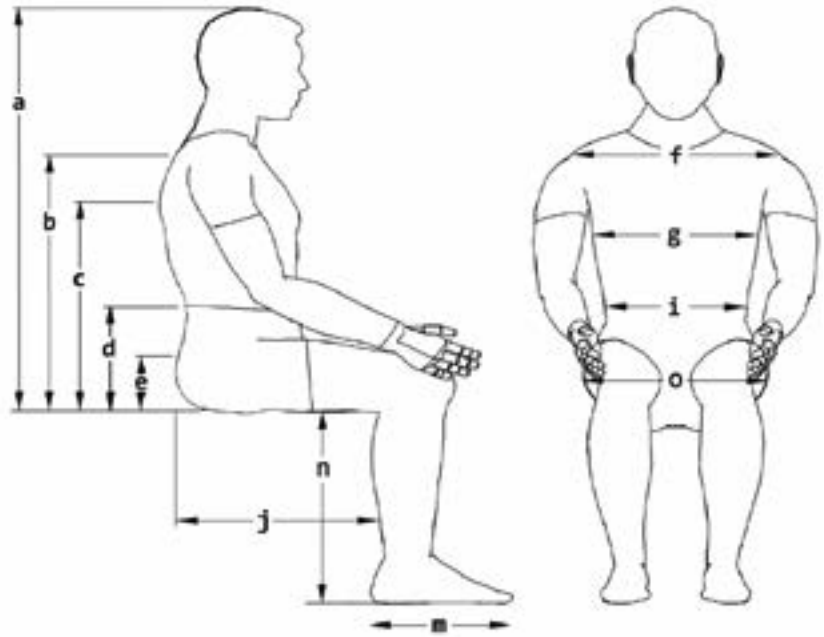


ORDER FORM

Billing Address Or Customer-ID			Shipping Address	Identical To Billing Address
C.-ID:			C.-ID:	
Name:			Name:	
Street:			Street:	
Town/PC:			Town/PC:	
E-Mail:			E-Mail:	
Phone:			Phone:	
Order Information			User Weight	
Order	Calculation	Built-4-Me®	User Weight Capacity: 160 kg	
Purchase Order No.:			User Weight:	kg
Art. No.: Q700 M: 21800100-000, Q700 F: 2180070F-000, Q700 R: 2180070R-000				
Order Date:	Day	Month	Year	

Client Measurements

a) Top Of Head To Seat	mm
b) Top Of Shoulder To Seat	mm
c) Underarm To Seat	mm
d) Elbow To Seat	mm
e) Top Of Pelvis To Seat	mm
f) Shoulder Width	mm
g) Trunk Width	mm
i) Hip Width	mm
j) Actual Sitting Depth	mm
m) Foot Length	mm
n) Lower Leg Length	mm
o) Actual Seat Width	mm



Seating Specifications

All Bases Prepared For DAHL Docking Station		Seat Type	SEDEO ERGO
Typical WC Weight	Without Batteries 140 kg	Seat Size Range	Width 400 - 560 mm, Depth 400 - 560 mm
Typical WC Weight	With Batteries 165 kg	Seat To Floor Height Range	430 mm - 480 mm
Power Seating Options	50° Of CG Tilt And Power Recline With 180 mm Mechanical Sheer Reduction / 300 mm Seat Elevator		

MWD Base Specifications

User Weight Capacity	160 kg	Drive Wheels	14" Drive Wheels (Black)
Base Size	Width Min. 620 mm	Tires / Castors	6" Front / 6" Rear (Black)
Drive Control	R-Net PM 120 (Expandable)	Charger	8 A Dual Mode Charger
Driving Range	Up To 40 km	Battery Size	60 And 80 Ah Batteries
Drive Motors	4-Pole 6 kph, Options 8, 10 And 12.5 kph	Colour Accents	6 Colour Accents
Ground Clearance	70 mm	Frame Colour	Black

FWD Base Specifications

User Weight Capacity	160 kg	Drive Wheels	14" Drive Wheels (Black)
Base Size	Width Min. 640 mm	Tires / Castors	9" / 10" Rear (Black)
Drive Control	R-Net PM 120 (Expandable)	Charger	8 A Dual Mode Charger
Driving Range	Up To 40 km	Battery Size	60 And 80 Ah Batteries
Drive Motors	4-Pole 6 kph, Options 8, 10 And 12.5 kph	Colour Accents	6 Colour Accents
Ground Clearance	75 mm	Frame Colour	Black

RWD Base Specifications

User Weight Capacity	160 kg	Drive Wheels	14" Drive Wheels (black)
Base Size	Width Min. 640 mm	Tires / Castors	9" / 10" Rear (Black)
Drive Control	R-Net PM 120 (Expandable)	Charger	8 A Dual Mode Charger
Driving Range	Up To 40 km	Battery Size	60 And 80 Ah Batteries
Drive Motors	4-Pole 6 Kph, Options 8, 10 And 12.5 kph	Colour Accents	6 Colour Accents
Ground Clearance	75 mm	Frame Colour	Black

Base

Q700 Chair

		£
QSE000009	Q700 M (MWD Base Chair)	15,400
QSE000017	Q700 F (FWD Base Chair)	15,400
QSE000018	Q700 R (RWD Base Chair)	15,400

Motor Package

		£
QSE180009	4-Pole Motor, 6 kph / 4 mph (8 kph Motor With Reduced Speed) (2)	0
QSE180010	4-Pole Motor, 8 kph / 5 mph (3)	0
QSE180007	4-Pole Motor, 10 kph / 6.5 mph (1) (3)	0
QSE180008	4-Pole Motor, 12.5 kph / 8 mph (1) (3)	89

Tracking

		£
QSE110009	Traction Control System For R-Net (GYRO Technology)	0
QSE110014	OMIT Traction Control System For R-Net	0

Drive Wheels 

		£
QSE070032	Drive Wheel, 14", Pneumatic, V-Type, Black	0
QSE070031	Drive Wheel, 14", Solid, V-Type, Black	0
QSE070034	Drive Wheel, 14", Pneumatic, Knobbly, Black	0
QSE070033	Drive Wheel, 14", Solid, Knobbly, Black	0

Castor Wheels 

		£
MWD Base		
QSE080206	Castor Wheel, 6", Solid, Black	0
FWD Base		
QSE080210	Castor Wheel, 9", Solid, Black	0
QSE080211	Castor Wheel, 9", Pneumatic, Black	0
RWD Base		
QSE080210	Castor Wheel, 9", Solid, Black	0
QSE080211	Castor Wheel, 9", Pneumatic, Black	0
QSE080212	Castor Wheel, 10", Pneumatic, Black	0

Mudguards (FWD & RWD Only) 

		£
QSE010007	Mudguard, Drive Wheel, 14"	107
QSE010008	Mudguard, Castor Wheel, 9"	84

Kerb Climber (RWD Only)

		£
QSE090038	Kerb Climber	205
QSE090037	Omit Kerb Climber	0

(1) Highly Recommended With 80 Ah Battery

(2) If FWD Selected: Highly Recommended With Traction Control System

(3) If FWD Selected: Only In Combination With Traction Control System

Base

Colour Accents		£
QSE140005	Apple Green (RAL 110 70 77)	0
QSE140004	Black (RAL 9005)	0
QSE140003	Blue (RAL 260 40 45)	0
QSE140006	Orange (RAL 060 60 80)	0
QSE140002	Red (RAL 040 40 67)	0
QSE140001	White (RAL 9010)	0

LED Lights & Indicators 		£
QSE110201	LED Light And Indicator StVZO Approved (1)	327
QSE110209	Omit Light And Indicator	0

Seat Heights (2)		£
SH43	430 mm (3)	0
SH445	445 mm	0
SH46	460 mm	0
SH47	470 mm	0
SH48	480 mm	0

Batteries & Chargers 		£
Batteries		
QSE160001	Battery, 60 Ah, Gel, Maintenance-Free	0
QSE160005	Battery, 80 Ah, Gel, Maintenance-Free (4)	143
Chargers		
QSE160101	Charger, Automatic, 220 V / 8 A	0
QSE160100	Charger, Automatic, 220 V / 8 A, UK	0
QSE160103	Charger, Automatic, 220 V / 10 A, UK	202
QSE160104	Charger, Automatic, 220 V / 10 A	202

Powered Seating

Power Seating Options 		£
QSE130011	Fixed Tilt Module (Adjustable 0°, 3°, 6°, 9°, Factory Setting 6°)	0
QSE130005	Posterior Tilt, Powered, -5° - 45° (5)	1337
QSE130006	Seat Elevator (300 mm) / Tilt Module (Tilt 0° - 50°), Powered	1782

Backrest Frame Type		£
QSE030047	Backrest, Powered Recline, 90° - 175° With 180 mm Mechanical Anti-Shear	0

C-Me Function (6)		£
QSE030034	C-Me Function, Enabled (7)	0
QSE030035	C-Me Function, Disabled (8)	0

(1) QSE110031 Lighting Module, R-Net Required
(2) Measured From Front Of Seat Pan To Floor. Obtain Quote To Verify Seat To Floor Heights
(3) Only With 60 Ah Batteries
(4) Highly Recommended With Battery Charger 220 V / 10 A

(5) Not With Seat Height 430 mm
(6) Only With QSE130006 Seat Elevator (300 mm) / Tilt Module (Tilt 0° - 50°), Powered
(7) 4.5 kph Max. Speed When Elevated, Max. Recline 120° When Lifted
(8) 1.5 kph Max. Speed When Elevated, Max. Recline 175° When Lifted, Seat Depth Reclined

Powered Seating

Back Cushion Type

£

SEDEO ERGO (See Section A)

QSE030053	SEDEO ERGO, Back Cushion	0
-----------	--------------------------	---

JAY J3 (See Section B)

QSE030054	JAY J3, Back Cushion	0
-----------	----------------------	---

Interfaces

QSE030055	JAY J3, Interface Only	0
QSE030209	Omit Back Cushion	0

A – SEDEO ERGO Back Size

£

Back Cushion Width

BW40	400 mm	0
BW42	420 mm	0
BW44	440 mm	0
BW46	460 mm	0
BW48	480 mm	0
BW50	500 mm	0
BW52	520 mm	0
BW54	540 mm	0
BW56	560 mm	0

Back Cushion Height

BH51	510 mm	0
BH56	560 mm	0
BH61	610 mm	0

A – SEDEO ERGO Back Cushion

£

QSE030056	SEDEO ERGO, Back Cushion, Shallow Contour (1)	0
QSE030057	SEDEO ERGO, Back Cushion, Deep Contour (2)	0

A – SEDEO ERGO Back Cushion Cover

£

QSE030058	Back Cushion Cover, Airflow, 3DX	0
QSE030059	Back Cushion Cover, Incontinence Protection	59

A – SEDEO Lateral Thoracic Supports (3)

£

QSE030607	SEDEO, Lateral, Thoracic Support, Swing Away, Height-Adjustable, Long Pad, 150 x 130 mm, Right	321
QSE030608	SEDEO, Lateral, Thoracic Support, Swing Away, Height-Adjustable, Long Pad, 150 x 130 mm, Left	321
QSE030609	SEDEO, Lateral, Thoracic Support, Swing Away, Height-Adjustable, Short Pad, 90 x 120 mm, Right	321
QSE030610	SEDEO, Lateral, Thoracic Support, Swing Away, Height-Adjustable, Short Pad, 90 x 120 mm, Left	321

B – JAY J3 Back Size

£

JAY030111	JAY J3 Back Size, 410 mm	0
JAY030112	JAY J3 Back Size, 460 mm	0
JAY030113	JAY J3 Back Size, 510 mm	0

B – JAY J3 Back, Shallow Contour

£

	For Width 410 mm – Max User Trunk Width 380 mm	
	For Width 460 mm – Max User Trunk Width 430 mm	
	For Width 510 mm – Max User Trunk Width 480 mm	
JAY030012	JAY J3 Back, Shallow Contour, Upper Thoracic, Short, 420 mm	658
JAY030019	JAY J3 Back, Shallow Contour, Upper Thoracic, Medium, 460 mm	658
JAY030025	JAY J3 Back, Shallow Contour, Upper Thoracic, Tall, 510 mm	658

(1) Max. Trunk Width Is 60 mm Wider Than Back Cushion Width
 (2) Max. Trunk Width Is Back Cushion Width

(3) Flip Up Function Of The Armrest May Be Limited

Powered Seating

B – JAY J3 Back, Mid Contour

£

	For Width 410 mm – Max User Trunk Width 345 mm	
	For Width 460 mm – Max User Trunk Width 395 mm	
	For Width 510 mm – Max User Trunk Width 445 mm	
JAY030020	JAY J3 Back, Mid Contour, Upper Thoracic, Medium, 460 mm	658
JAY030026	JAY J3 Back, Mid Contour, Upper Thoracic, Tall, 510 mm	658
JAY030016	JAY J3 Back, Mid Contour, Shoulder Height, Short, 530 mm	658
JAY030023	JAY J3 Back, Mid Contour, Shoulder Height, Medium, 570 mm	658
JAY030029	JAY J3 Back, Mid Contour, Shoulder Height, Tall, 610 mm	658

B – JAY J3 Back, Mid Deep Contour

£

	For Width 410 mm – Max User Trunk Width 330 mm	
	For Width 460 mm – Max User Trunk Width 380 mm	
	For Width 510 mm – Max User Trunk Width 430 mm	
JAY030042	JAY J3 Back, Mid Deep Contour, Upper Thoracic, Medium, 460 mm	721
JAY030043	JAY J3 Back, Mid Deep Contour, Shoulder Height, Short, 530 mm	721

B – JAY J3 Back, Deep Contour

£

	For Width 410 mm – Max User Trunk Width 330 mm	
	For Width 460 mm – Max User Trunk Width 380 mm	
	For Width 510 mm – Max User Trunk Width 430 mm	
JAY030014	JAY J3 Back, Deep Contour, Upper Thoracic, Short, 420 mm	721
JAY030021	JAY J3 Back, Deep Contour, Upper Thoracic, Medium, 460 mm	721
JAY030027	JAY J3 Back, Deep Contour, Upper Thoracic, Tall, 500 mm	721
JAY030017	JAY J3 Back, Deep Contour, Shoulder Height, Short, 530 mm	721
JAY030024	JAY J3 Back, Deep Contour, Shoulder Height, Medium, 570 mm	721
JAY030030	JAY J3 Back, Deep Contour, Shoulder Height, Tall, 610 mm	721

B – JAY J3 Back, Posterior Deep Contour

£

	For Width 410 mm – Max User Trunk Width 330 mm	
	For Width 460 mm – Max User Trunk Width 380 mm	
	For Width 510 mm – Max User Trunk Width 430 mm	
JAY030031	JAY J3 Back, Posterior Deep Contour, Upper Thoracic, Medium, 460 mm	607
JAY030032	JAY J3 Back, Posterior Deep Contour, Shoulder Height, Short, 530 mm	607

B – JAY J3 Back, Spine Align Fit Kit

£

Spine Align Mini Fit Kit I

JAY090029	JAY J3 Spine Align Mini Fit Kit I, 410 mm	36
JAY090030	JAY J3 Spine Align Mini Fit Kit I, 460 mm	36
JAY090031	JAY J3 Spine Align Mini Fit Kit I, 510 mm	36

Spine Align Mini Fit Kit II

JAY090032	JAY J3 Spine Align Mini Fit Kit II, 410 mm	54
JAY090033	JAY J3 Spine Align Mini Fit Kit II, 460 mm	54
JAY090034	JAY J3 Spine Align Mini Fit Kit II, 510 mm	54

Positioning Boxes

JAY090035	JAY J3 Positioning Box For Back	174
JAY090036	JAY J3 Hardware Box For Back	545

Powered Seating

B – JAY J3 Back, Chest Strap

£

JAY090040	JAY J3 Chest Strap, Centre Open Harness, 4 Point Strap, Medium	181
JAY090041	JAY J3 Chest Strap, Centre Open Harness, 4 Point Strap, Large	181
JAY090042	JAY J3 Chest Strap, Centre Open Harness, 4 Point Strap, Extra Large	181

B – JAY J3 Lateral Thoracic Pads, Right

£

JAY090020	JAY J3 Lateral Thoracic Pad, (LxH) 100 x 100 mm, Right	53
JAY090021	JAY J3 Lateral Thoracic Pad, (LxH) 100 x 127 mm, Right	53
JAY090022	JAY J3 Lateral Thoracic Pad, (LxH) 100 x 152 mm, Right	53
JAY090023	JAY J3 Lateral Thoracic Pad, (LxH) 152 x 100 mm, Right	53
JAY090024	JAY J3 Lateral Thoracic Pad, (LxH) 152 x 127 mm, Right	53
JAY090025	JAY J3 Lateral Thoracic Pad, (LxH) 152 x 152 mm, Right	53

B – JAY J3 Lateral Thoracic Pads, Left

£

JAY090011	JAY J3 Lateral Thoracic Pad, (LxH) 100 x 100 mm, Left	53
JAY090012	JAY J3 Lateral Thoracic Pad, (LxH) 100 x 127 mm, Left	53
JAY090013	JAY J3 Lateral Thoracic Pad, (LxH) 100 x 152 mm, Left	53
JAY090014	JAY J3 Lateral Thoracic Pad, (LxH) 152 x 100 mm, Left	53
JAY090015	JAY J3 Lateral Thoracic Pad, (LxH) 152 x 127 mm, Left	53
JAY090016	JAY J3 Lateral Thoracic Pad, (LxH) 152 x 152 mm, Left	53

B – JAY J3 Lateral Thoracic Brackets

£

JAY090026	JAY J3 Lateral Thoracic, Fixed Bracket, Right	53
JAY090017	JAY J3 Lateral Thoracic, Fixed Bracket, Left	53
JAY090028	JAY J3 Lateral Thoracic, Bracket, Swing Away, Right	100
JAY090019	JAY J3 Lateral Thoracic, Bracket, Swing Away, Left	100

Headrest Pads

£

QSE030430	SEDEO, Headrest Pad, Small, (LxH) 240 x 150 mm (1)	80
QSE030431	SEDEO, Headrest Pad, Small, With Cover, (LxH) 240 x 150 mm (1)	95
QSE030432	SEDEO, Headrest Pad, Flexible, (LxH) 400 x 110 mm (1)	143
WHT030401	Whitmyer, Headrest Pad, Plush, (LxH) 203 x 127 mm (2)	124
WHT030402	Whitmyer, Headrest Pad, Plush, (LxH) 254 x 127 mm (2)	137
WHT030403	Whitmyer, Headrest Pad, Plush, (LxH) 356 x 127 mm (2)	199
WHT030404	Whitmyer, Headrest Pad, Adjust-A-Plush, Small, (LxH) 355 x 76 mm (2)	223
WHT030406	Whitmyer, Headrest Pad, Adjust-A-Plush Pad, Large, (LxH) 460 mm x 127 mm (2)	224

Headrest Mount (3)

£

QSE030433	SEDEO, Headrest Mount	115
QSE030434	SEDEO, Headrest Mount, With Quick Release	131
WHT030407	Whitmyer, Headrest Mount, LINX	150
WHT030408	Whitmyer, Headrest Mount, LINX ²	150
WHT030409	Whitmyer, Headrest Mount, AXYS	124
WHT030410	Whitmyer, Headrest Mount, AXYS Offset	137
WHT030411	Whitmyer, Headrest Mount, COBRA XTRA Flip Back	186

Push Handles

£

QSE030202	Push Handles, Fixed	178
-----------	---------------------	-----

(1) Only Use With SEDEO Headrest Mount
(2) Only Use With Whitmyer Headrest Mount

(3) Choose A Whitmyer Headrest Mount And Headrest Receiver In Case You Would Like To Add A Head Control In The Special Control Section

Powered Seating

Seat Surface Type

		£
QSE020022	Seat Plates, Width-Adjustable, With Swing Away Side Rails	0
QSE020023	Seat Plates, Width-Adjustable, With Additional Aluminium Plate And Swing Away Side Rails	59
QSE020139	Side Rail, Fixed	59

Seat Cushion Type

		£
SEDEO (See Section C)		
QSE020514	SEDEO ERGO, Seat Cushion	0
JAY (See Section D)		
QSE020515	JAY, Seat Cushion	0
Omit (Select Seat Width And Depth in Section C)		
QSE020110	Omit Seat Cushion (1)	0

C – SEDEO ERGO Seat Size

		£
Seat Cushion Width		
SW40	400 mm	0
SW42	420 mm	0
SW44	440 mm	0
SW46	460 mm	0
SW48	480 mm	0
SW50	500 mm	0
SW52	520 mm	0
SW54	540 mm	0
SW56	560 mm	0
Seat Cushion Depth		
SD40	400 mm (2)	0
SD42	420 mm (2)	0
SD44	440 mm (3)	0
SD46	460 mm	0
SD48	480 mm	0
SD50	500 mm	0
SD52	520 mm	0
SD54	540 mm (4)	0
SD56	560 mm (4)	0

C – SEDEO ERGO Seat Cushions

		£
QSE020516	SEDEO ERGO, Seat Cushion	0
QSE020520	Bolster Side Cushions, 50 mm Wide (5) (8)	0
QSE020521	Bolster Side Cushions, 70 mm Wide (6) (8)	0
QSE020510	Omit Centre Cushion	0
QSE020511	Omit Bolster Side Cushions (7)	0
QSE020512	Only Side Support Shells (8)	0

C – SEDEO ERGO Seat Cushion Cover

		£
QSE020517	Seat Cushion Cover, Airflow, 3DX	0
QSE020518	Seat Cushion Cover, Incontinence Protection	55
QSE020519	Seat Cushion Cover, Airflow, 3DX, Incontinence Protection	119

(1) Omit Centre Cushion, Omit Bolster Side Cushions And Omit Side Support Shells
 (2) For SD 400 mm/420 mm The Max. Recline Is 160°
 (3) For SD 440 mm The Max. Recline Is 170°
 (4) Seat Depth 540 mm Not Available With 445 mm Seat Height
 (5) Centre Seat Cushion Width = Selected Seat Width

(6) Centre Seat Cushion Width 40 mm Smaller Than Selected Seat Width
 (7) Omit Bolster Side Cushion And Omit Side Support Shells
 (8) Not With QSE020344/43 Thigh Support, Lateral, Small, 120 x 120 mm, Swing Away, Right And Left; QSE040143 Side Guard, Fixed, Padded 360 x 130 mm

Powered Seating

D – JAY Seat Size

£

Seat Cushion Width

SW40	400 mm	0
SW42	420 mm	0
SW44	440 mm	0
SW46	460 mm	0
SW48	480 mm	0
SW50	500 mm, Comes With Cushion Size 500 mm	0
SW52	520 mm, Comes With Cushion Size 500 mm	0
SW54	540 mm, Comes With Cushion Size 560 mm	0
SW56	560 mm, Comes With Cushion Size 560 mm	0

Seat Cushion Depth

SD40	400 mm	0
SD42	420 mm	0
SD44	440 mm	0
SD46	460 mm	0
SD 48	480 mm	0
SD50	500 mm	0
SD52	520 mm	0
SD54	540 mm (1)	0
SD56	560 mm (1)	0

D – JAY Seat With Bolster

£

QSE020520	Bolster Side Cushions, 50 mm Wide (2) (4)	0
QSE020511	Omit Bolster Side Cushions (3)	0
QSE020512	Only Side Support Shells (4)	0

D – JAY Seat Cushion Cover

£

QSE020517	Seat Cushion Cover, Airflow, 3DX	0
QSE020518	Seat Cushion Cover, Incontinence Protection	55

D – JAY Seat Cushion

£

JAY020005	JAY Easy Fluid With Flat Base	354
JAY020003	JAY Soft Combi P	89
JAY020006	JAY Easy Visco With Flat Base	152
JAY020010	JAY Balance, Air, Single Valve, Microclimatic Cover, Until Seat Width 500 mm	578
JAY020012	JAY Balance, Air, Single Valve, Microclimatic Cover, From Seat Width 560 mm	578
JAY020014	JAY Balance, Air, Single Valve, Microclimatic Cover, With Positioning Kit, Until Seat Width 500 mm	653
JAY020016	JAY Balance, Air, Single Valve, Microclimatic Cover, With Positioning Kit, From Seat Width 560 mm	653
JAY020011	JAY Balance, Fluid, Microclimatic Cover, Until Seat Width 500 mm	538
JAY020013	JAY Balance, Fluid, Microclimatic Cover, From Seat Width 560 mm	538
JAY020015	JAY Balance, Fluid, Microclimatic Cover, With Positioning Kit, Until Seat Width 500 mm	613
JAY020017	JAY Balance, Fluid, Microclimatic Cover, With Positioning Kit, From Seat Width 560 mm	613
JAY020018	JAY Xtreme Active	582
JAY020023	JAY Leg Support Kit For The Xtreme Active (5)	45
JAY020019	JAY J2 Cushion, Until Seat Width 460 mm Or Seat Depth 480 mm	566
JAY020021	JAY J2 Cushion, From Seat Width 480 mm Or Seat Depth 500 mm	566
JAY020020	JAY J2 Cushion, Deep Contour, Until Seat Width 480 mm	604
JAY020022	JAY J2 Cushion, Deep Contour, From Seat Width 500 mm	604

(1) Only With Seat Width 560 mm

(2) Centre Seat Cushion Width = Selected Seat Width

(3) Omit Bolster Side Cushion And Omit Side Support Shells

(4) Not With QSE020344/43 Thigh Support, Lateral, Small, 120 x 120 mm, Swing Away, Right And Left; QSE040143 Side Guard, Fixed, Padded 360 x 130 mm

(5) Only For Cushions With Seat Depth 420 - 500 mm

Powered Seating

Knee & Thigh Supports

£

QSE020342	Knee Support, Lateral, 120 x 120 mm, Swing Away, Right	190
QSE020341	Knee Support, Lateral, 120 x 120 mm, Swing Away, Left	190
QSE020344	Thigh Support, Lateral, Small, 120 x 120 mm, Swing Away, Right (1)	190
QSE020343	Thigh Support, Lateral, Small, 120 x 120 mm, Swing Away, Left (1)	190

Armrest Types

£

QSE040123	Armrest, Reclining, Flip Back	0
-----------	-------------------------------	---

Arm Pads

£

QSE040218	Arm Pad, Standard, Airflow, 3DX, 410 mm, Right	0
QSE040217	Arm Pad, Standard, Airflow, 3DX, 410 mm, Left	0
QSE040014	Arm Pad, Standard, PU Coated, 410 mm, Right	59
QSE040015	Arm Pad, Standard, PU Coated, 410 mm, Left	59

Comfort Arm Pads

QSE040204	Arm Pad, Comfort, Padded, PU Coated, 400 mm, Right	136
QSE040203	Arm Pad, Comfort, Padded, PU Coated, 400 mm, Left	136
QSE040206	Arm Pad, P-Shaped, Comfort, Padded, PU Coated, 450 mm, Right	154
QSE040205	Arm Pad, P-Shaped, Comfort, Padded, PU Coated, 450 mm, Left	154

Hemiplegia Arm Pads (2)

QSE040208	Forearm Pad, Hemiplegia, Small, 230 mm, Right	119
QSE040207	Forearm Pad, Hemiplegia, Small, 230 mm, Left	119
QSE040210	Forearm Pad, Hemiplegia, Medium, 280 mm, Right	119
QSE040209	Forearm Pad, Hemiplegia, Medium, 280 mm, Left	119
QSE040220	Forearm Pad, Hemiplegia, Large, 330 mm, Right	119
QSE040219	Forearm Pad, Hemiplegia, Large, 330 mm, Left	119

Hemiplegia Hand Pads

QSE040212	Flat Hand Pad, Hemiplegia, Small, 110 x 180 mm, Right	119
QSE040211	Flat Hand Pad, Hemiplegia, Small, 110 x 180 mm, Left	119
QSE040214	Flat Hand Pad, Hemiplegia, Large, 140 x 230 mm, Right	119
QSE040213	Flat Hand Pad, Hemiplegia, Large, 140 x 230 mm, Left	119

Side Guard Pads for Armrests

£

QSE040143	Side Guard, Fixed, Padded 360 x 130 mm	178
-----------	--	-----

Power Centre Mount Legrest

£

QSE050076	Centre Mount Legrest, Powered, 90° - 180°, 175 mm Extension	0
-----------	---	---

Footplates

QSE050072	Footplate, Dual, Height- And Angle-Adjustable, 260 x 150 mm	0
QSE050073	Footplate, Dual, Height- And Angle-Adjustable, Large, 310 x 170 mm	0

Pad Options

QSE050075	Calf Pad, Padded, Pair	0
-----------	------------------------	---

Positioning Supports & Accessories

£

QSE090047	Positioning Belt, Aircraft Buckle, 50 x 1300 mm	0
QSE090048	Positioning Belt, Aircraft Buckle, Padded, 50 x 1300 mm	0
QSE090067	Rear View Mirror	46
QSE090124	Tray Table, Swing Away	297
QSE090600	Black Utility Backpack (Requires Push Handles)	131

(1) Not With Seat To Floor Height 430 mm

(2) Hemiplegia Arm Pad Only In Combination With Hemiplegia Hand Pad

Joysticks / Electronics

Remote Joystick – R-Net

£

QSE110017	Remote Joystick, R-Net, Colour LCD	0
QSE110018	Remote Joystick, R-Net, Colour LCD, Heavy Duty	1069
QSE110013	Remote Joystick, R-Net, High Resolution Colour LCD, Advanced, Infrared Control Included	0
QSE110023	Remote Joystick, R-Net, High Resolution Colour LCD, Advanced, Infrared And Bluetooth Control Included	178
QSE110019	Omit Remote Joystick, R-Net	0

Joystick Mounting

£

QSE110050	Joystick Mounting, Fixed	0
QSE110056	Joystick Mounting, Parallel, Swing Away, Capsulated	70

Joystick Mount Location

QSE110052	Joystick Mounting Location, Right	0
QSE110053	Joystick Mounting Location, Left	0

Display Language Selection

£

QSE119001	English	
-----------	---------	--

Joystick Knobs (Optional)

£

QSE090505	Joystick Knob, Golf Ball, Ø 42 mm	35
QSE090506	Joystick Knob, T-Bar, 82 mm Wide	35
QSE090507	Joystick Knob, Soft Ball, Ø 70 mm	35
QSE090508	Joystick Knob, Ball, Ø 35 mm	35
QSE090045	Joystick Knob, Allround, Ball, Ø 48 mm	35
QSE090509	Joystick Knob, Chin Cup, Ø 37 mm	35
QSE090512	Joystick Knob, Stick, 80 x 15 mm	35
QSE090511	Joystick Knob, Mushroom, Ø 45 mm	35

Power Module – R-Net

£

QSE110004	Power Module, R-Net, 120 A	0
-----------	----------------------------	---

Seating / Lighting Module Control – R-Net

£

QSE110031	Lighting Module, R-Net	0
QSE110033	Actuator Control Module CxSM, R-Net	0

Attendant Controls

£

QSE110021	Attendant Control, Dual	381
QSE110020	Joystick Mounted As Attendant Control (1)	231

Attendant Mounting Location

QSE110025	Attendant Mounting Location, Push Handle, Right	0
QSE110026	Attendant Mounting Location, Push Handle, Left	0

Joysticks / Electronics

Table Top Controls


£


QSE110143	Table Top Control, LCD, Centre Tray Mounted	1901
-----------	---	------

Tray Table Mounting Location

QSE110080	Tray Table Mounting Location, Left	0
QSE110081	Tray Table Mounting Location, Right	0

(1) Choose Also Remote Joystick

#1 Ctrl+5 Switch Box Options (1) 		£
QSE110043	#1 Ctrl+5 Switch Box With Free Assignable Functions	772
QSE110179	#1 Ctrl+5 Switch Box With Free Assignable Functions And Switch-It Remote Seating (2)	772
#1 Ctrl+5 Switch Box Mounting Location		
QSE110180	#1 Ctrl+5 Switch Box Mounting Location, Behind Joystick (3)	0
QSE110181	#1 Ctrl+5 Switch Box Mounting Location, Opposite Joystick (4)	0
#1 Ctrl+5 Switch Type		
QSE110175	#1 Ctrl+5 Switch Type With Push Buttons	0
QSE110176	#1 Ctrl+5 Switch Type With Toggle Switches	0

#2 Ctrl+5 Switch Box Options 		£
QSE110220	#2 Ctrl+5 Switch Box With Free Assignable Functions	772
#2 Ctrl+5 Switch Box Mounting Location		
QSE110222	#2 Ctrl+5 Switch Box Mounting Location, Opposite Joystick (4)	0
#2 Ctrl+5 Switch Type		
QSE110226	#2 Ctrl+5 Switch Type With Push Buttons	0
QSE110227	#2 Ctrl+5 Switch Type With Toggle Switches	0

Special Controls

OMNI2 Input Control Modules – R-Net (6) 		£
QSE110116	OMNI2 Input Control Module, R-Net (7)	1041
QSE110117	OMNI2 Input Control Module R-Net, Scanning Mode (7)	1041

OMNI Module Mount (8) (9)		£
QSE110119	OMNI2 Module, Fixed Mount, Right	0
QSE110120	OMNI2 Module, Fixed Mount, Left	0
QSE110123	OMNI2 Module, Swing Away Mount, Right	72
QSE110124	OMNI2 Module, Swing Away Mount, Left	72

(1) A 2nd Ctrl+5 Switch Box Can Be Added To Provide Additional Control For Memory Seating Or Environmental Controls. It Can Also Be Mounted As An Attendant Control All Functions Of #1 Are Available

(2) To Be Able To Get Full Functionality Of The Remote Seating It Is Required To Download The App From AppleStore (iOS) or Playstore (Android) And Install It On A Smartphone or Tablet. Further Information And Instructions About The Remote Seating App Can Be Found On www.SunriseMedical.com

(3) Not Possible With P-Shaped Armpads QSE040206, QSE040205 And QSE110056 Joystick Mounting Parallel Swing Away, Capsulated – Here We Can't Swing Away

(4) Not Possible With QSE090124 Tray Table, Swing Away

(5) Only Required If Not Selecting QSE110023

(6) Choose OMNI Mount And Input Device In Sections Below And Choose Switches In Section E

(7) Display With Built In Infrared & Armrest Mount, Required For Specialty Input Devices

(8) Not Possible With QSE110017, QSE110018, QSE110013, QSE110023 R-Net Remote Joystick And QSE090124 Tray Table, Swing Away

(9) If Used With Standard Joystick Selection, It Must Be Mounted Opposite Side

Special Controls

Hand Control (1)

£

Proportional Input Devices

QSE110301	Hand Control, Switch-It MicroGuide	2683
QSE110302	Hand Control, Switch-It MicroPilot	2970
QSE110304	Hand Control, Switch-It VersaGuide	950
QSE110305	Hand Control, Switch-It VersaGuide EZ (2)	1129
QSE110306	Hand Control, Allround Joystick	950
QSE110307	Hand Control, Allround Joystick Light (3)	1129
QSE110308	Hand Control, Allround Joystick Heavy Duty	1782
QSE110309	Hand Control, Allround Joystick, R-Net Bus Enabled (4)	1010
QSE110310	Hand Control, Allround Joystick Light, R-Net Bus Enabled (4)	1188
QSE110311	Hand Control, Allround Joystick Heavy Duty, R-Net Bus Enabled (4)	1901

Hand Control Mounting Platforms

£

QSE110342	Hand Control Mounting, Link-It To The Space Disk, Hand Tray (5)	594
Hand Control Mounting Position 		
QSE110350	Hand Control Mounting, Link-It To The Armrest, Fixed	178
QSE110353	Hand Control Mounting, Link-It To The Armrest, Swing Away	297
Hand Control Mounting Location		
QSE110362	Hand Control Mounting Location, Right	0
QSE110361	Hand Control Mounting Location, Left	0

Head Control (6)

£

Proportional Input Devices

QSE110370	Head Control, Switch-It Dual Pro, 3-Way Proportional, Facial Pads	5108
QSE110371	Head Control, Switch-It Dual Pro, 3-Way Proportional Head Array, Spot Pads	5108

(1) For Switch Selection See Section E

(2) Not With QSE090512 Joystick Knob, Stick, 80 x 15 mm, QSE090511 Joystick Knob, Mushroom, Ø 45 mm, QSE090506 Joystick Knob, T-Bar, 82 mm Wide

(3) Only Use With Default Joystick Knob Or QUP090045 Joystick Knob, Allround, Ball Ø 48 mm

(4) OMNI Module Not Required

(5) Only For Micro Series Joysticks

(6) For Switch Selection See Section E. Choose A Whitmyer Headrest Mount On Previous Pages

Chin Control 

£

Proportional Input Devices

QSE110470	Chin Control, Switch-It MicroGuide	2673
QSE110471	Chin Control, Switch-It MicroPilot	2970
QSE110472	Chin Control, Switch-It VersaGuide	950
QSE110473	Chin Control, Switch-It VersaGuide EZ	1129
QSE110474	Chin Control, Allround Joystick	950
QSE110475	Chin Control, Allround Joystick Light	1129
QSE110476	Chin Control, Allround Joystick, R-Net Bus Enabled (1)	1010
QSE110477	Chin Control, Allround Joystick Light, R-Net Bus Enabled (1)	1188

Chin Control Mounting 

QSE110480	Chin Control Mounting, Link-It To Chin Harness, Small (2)	535
QSE110481	Chin Control Mounting, Link-It To Chin Harness, Large (2)	594
QSE110483	Chin Control Mounting, Link-It To Manual Chin Boom, Backrest Mount, Right	475
QSE110484	Chin Control Mounting, Link-It To Manual Chin Boom, Backrest Mount, Left	475
QSE110485	Chin Control Mounting, Link-It To Power Chin Boom, Backrest Mount, Right	2376
QSE110486	Chin Control Mounting, Link-It To Power Chin Boom, Backrest Mount, Left	2376
QSE110487	Chin Control Mounting, Link-It To Headrest, Swing Away, Left	416
QSE110488	Chin Control Mounting, Link-It To Headrest, Swing Away, Right	416

Link-It Extension Kit

QSE110590	Link-It Extension Kit, Base Module, 100 mm Extension Tube, 5 Cable Clips	143
QSE110591	Link-It Extension Kit, Base Module, 150 mm Extension Tube, 5 Cable Clips	178

Sip 'N Puff (3)

£

QSE110510	Sip 'N Puff With Link-It Hardware, Swing Away Mount To The Headrest (4)	594
-----------	---	-----

(1) OMNI Module Not Required

(2) If Switches Required Only Allround Joystick With Satellite Switches Available

(3) For Switch Selection See Section E

(4) Headrest To Be Selected

Special Controls

E – Switches (1)

£

QSE110611	Single Switch, Ø 64 mm, Black	103
QSE110612	Single Switch, Ø 64 mm, Red	103
QSE110613	Single Switch, Ø 64 mm, Green	103
QSE110523	Egg Switch – Black	113
QSE110524	MicroLite Switch – Black	166
QSE110651	Single Switch, Ø 30 mm, Black	103
QSE110654	Single Switch, Ø 30 mm, Blue	103
QSE110653	Single Switch, Ø 30 mm, Green	103
QSE110652	Single Switch, Ø 30 mm, Red	103
QSE110655	Single Switch, Ø 30 mm, Yellow	103
QSE110534	Twister Switch – Black	166
QSE110535	Twister Switch – Green	166
QSE110536	Twister Switch – Red	166

Switch Mounting

QSE110560	Switch Mounting, Link-It To The Hand Control (2)	178
QSE110566	Switch Mounting, Link-It To The Armrest (Opposite Site As The Hand Control) (3)	178
QSE110561	Switch Mounting, Link-It To The Headrest	238
QSE110563	Switch Mounting, Link-It To The Seat Rail (4)	178
QSE110565	Switch Mounting, Link-It To Chin Boom (5)	178
QSE110569	Omit Switch Mounting (6)	0

Switch Mounting Location

QSE110572	Switch Mounting Location, Right	0
QSE110571	Switch Mounting Location, Left	0

Satellite Switches (7)

QSE110537	Satellite Switch – Black	178
QSE110538	Satellite Switch – Green	178
QSE110539	Satellite Switch – Red	178

Multi-Function Switches (8)

QSE110550	Mini 2 Button (Stereo Plug) (9)	327
QSE110551	Mini 2 Button (Dual Mono Plug) (9)	327
QSE110552	Mini 4 Button InLine (DB9 Connector) (9)	547
QSE110554	4-Way Toggle Switched Joystick	547

Accessories

QSE110580	Mono Extension Cable (3.5 mm Jack Socket) (2 m)	120
QSE110581	Stereo Extension Cable (3.5 mm Jack Socket) (2 m)	154
QSE110582	Extension Cable DB9 (1 m)	143
QSE110583	Y-Cable, 2 Female Mono To 1 Male Stereo	178

Safety Devices

£

QSE090147	Remote Stop Switch (30 m Activation Range, Fit Via OBC Port) (10)	832
-----------	---	-----

(1) Select 1 Or 2 Switches And Mounting Positions Accordingly. Single Function For Special Input Devices

(2) Not With HD Allround Joystick Or Space Disk Mount

(3) Armrest Rail Mount

(4) Knee, If 2 Switches Selected Only Left And Right Mount

(5) No Left / Right Switch Selection Required

(6) Switches Attached Lose

(7) Only For Allround Joystick, Maximum 2 Selectable

(8) Used In Combination With Assignable Button Programming

(9) Attached Lose, When Ordered. No Link-It Fixation Possible

(10) Not With VR2

Comments For Personalisations



Q700 M/F/R with SEDEO ERGO

£

Base Price	
Total Of Additional Equipment	
Packaging And Transport	
Exclusive VAT	
VAT	
Total Price	

Date

Signature

Day Month Year

**Sunrise Medical**

Thorns Road, Brierley Hill, West Midland
DY5 2LD

Phone: +44 (0) 845 605 66 88

Fax: +44 (0) 845 605 66 89

E-Mail: enquiries@sunmed.co.ukwww.SunriseMedical.co.uk

Drive & Castor Wheels & Mudguards

◀ **BACK**



// QSE070032



// QSE070034



// QSE080206



// QSE080210



// QSE010007



// QSE010008

LED Lights

◀ **BACK**



// QSE110201



// QSE110201

Chargers

◀ **BACK**



// QSE160101



// QSE160104

Power Seating Options

◀ BACK



// QSE130007 & QSE130005



// QSE130006

SEDEO ERGO Back Size

◀ BACK



JAY J3 Back

◀ **BACK**



// JAY030010



// JAY030011



// JAY030014



// JAY030031

JAY J3 Back, Spine Align Fit Kit & Positioning Boxes

◀ **BACK**



// JAY090032-JAY090034



// JAY090035



// JAY090036



// JAY090029 - JAY090031

JAY J3 Back, Chest Strap

◀ **BACK**



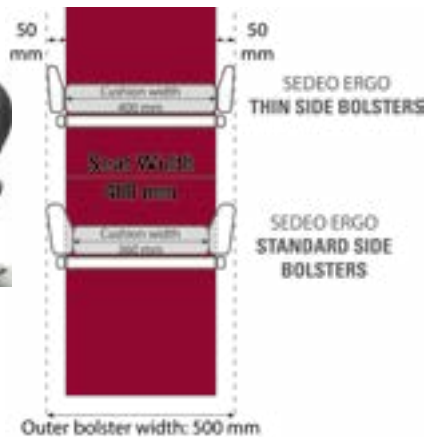
// JAY090040 - JAY090042

SEDEO ERGO Seat Cushions & SEDEO ERGO Seat Size

◀ **BACK**



// QSE020516 & QSE020517



Headrest Pads & Headrest Mounts

◀ BACK



// QSE030430 & QSE030431



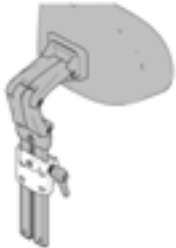
// QSE030432



// WHT030401-WH030403



// WHT030404-WHT030406



// QSE030433

JAY Seat Cushion

◀ BACK



// JAY020005



// JAY020003



// JAY020006



// JAY020010



// JAY020011



// JAY020018



// JAY020019



// JAY020020

Armrest Types & Arm Pads

◀ **BACK**



// QSE040123



// QSE040217 & QSE040218



// QSE040203 & QSE040204



// QSE040205 & QSE040206



// QSE040207 - 210 & .219 - .220



// QSE040211-214

Power Centre Mount Legrest

◀ **BACK**



// QSE050071

Positioning Supports & Accessories

◀ **BACK**



// QSE090047 & QSE090048



// QSE090067

Remote Joystick – R-Net & Joystick Mounting

◀ **BACK**



// QSE110017



// QSE110013



// QSE110018



// QSE110056

Joystick Knobs

◀ **BACK**



// QSE090505



// QSE090045



// QSE090507



// QSE090508



// QSE090509



// QSE090512



// QSE090511



// QSE090506

Electronic Programmers – R-Net

◀ BACK



// QSE090066



// QSE090064

Power Module – R-Net & Seating / Lighting Module Control – R-Net

◀ BACK



// QSE110004



// QSE110033

Attendant Controls

◀ BACK



// QSE110021

#1 Ctrl+5 Switch Box Options & #2 Ctrl+5 Switch Box Options

◀ BACK



// QSE110175



// QSE110176

OMNI Input Control Modules – R-Net & Table Top Controls

◀ BACK



// QSE090068



// QSE110101



// QSE110143

Head Control

◀ BACK



// QSE110401 - QSE110406

// QSE110370 // QSE110371

Chin Control & Hand Control

◀ BACK



// QSE110470 // QSE110301

// QSE110471 // QSE110302

// QSE110472 // QSE110473 // QSE110304 // QSE110305

// QSE110306 - QSE110309 // QSE110474 - QSE110477



// QSE110475 // QSE110477 // QSE110307 // QSE110310

Switches

◀ BACK



// QSE110521



// QSE110523



// QSE110524



// QSE110526 - QSE110530



// QSE110537 - QSE110539



// QSE110534 - QSE110536



// QSE110551



// QSE110552

Switch Mounting

◀ BACK



// QSE110526 // QSE110566



// QSE110566 // QSE110526
// QSE110529



// QSE110560 // QSE110572
// QSE110013 // QSE110056
// QSE110529 // QSE110526



// QSE110563



// QSE110564

Hand Control Mounting Position

◀ BACK



// QSE110353 // QSE110302
// QSE110362



// QSE110353 // QSE110302
// QSE110362 // QSE110342



// QSE110302



// QSE110353 // QSE110361
// QSE110524 // QSE110526
// QSE110560



// QSE110353 // QSE110306
// QSE110362 // QSE110538
// QSE110539

Chin Control Mounting

◀ BACK



// QSE110480 // QSE110481
// QSE110470 // QSE110471



// QSE110483 // QSE110484



// QSE110483 // QSE110484



// QSE110485 // QSE110486



// QSE110485 // QSE110474



// QSE110487 // QSE110471
// QSE110526 // QSE110529
// QSE110561 // QSE110572
// QSE110571



// QSE110487 // QSE110474