




ultralight™-folding



“Ideal for those on the move”

Choose from a range of 3 sizes for a quick and easy to deploy problem solver.

Your benefits:

-  Low kerbs and long bevel sides greatly increase clearance for scooters and power chairs
-  Can be used to bridge thresholds
-  Ramp folds in half for compact storage



Ultra strong steel hinge



Use as a bridge ramp to go outside, then as a ramp to get off the step.



Key Product Information

For help selecting length see Ramp Guide P4&5

Code (Pair)	Length	Width (Internal Channel)	Capacity (Pair)	Weight (Each Half)	Stored Dimensions L x W x D
PF11	110cm (3ft 7ins)	21cm (8ins)	300kg (47st)	3.6kg (8lbs)	55 x 24.5 x 13cm (22 x 10 x 5ins)
PF15	150cm (4ft 11ins)	21cm (8ins)	300kg (47st)	4.6kg (11lbs)	77 x 24.5 x 13cm (22 x 10 x 5ins)
PF20	200cm (6ft 7ins)	21cm (8ins)	250kg (39st)	6kg (14lbs)	102 x 24.5 x 13cm (22 x 10 x 5ins)

Kerb Height 5cm (2 ins)

